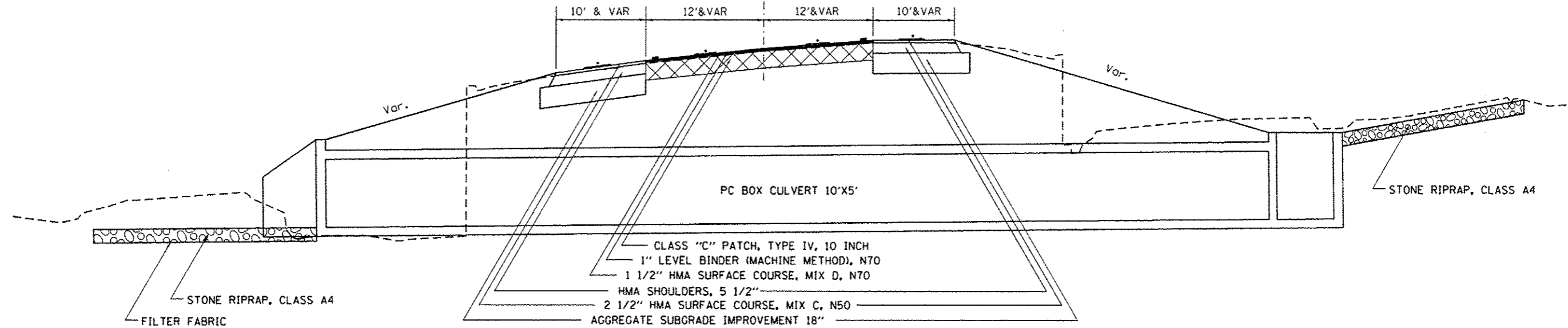


TYPICAL SECTIONS

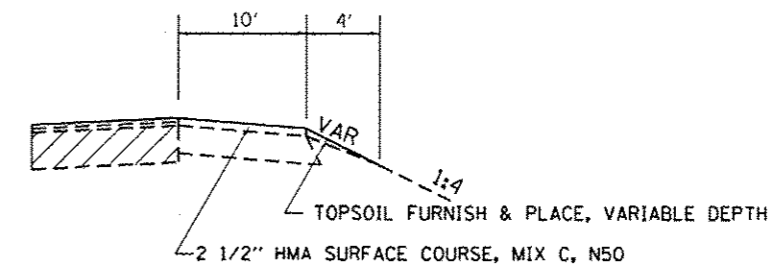
STA 876+47.34

US 20

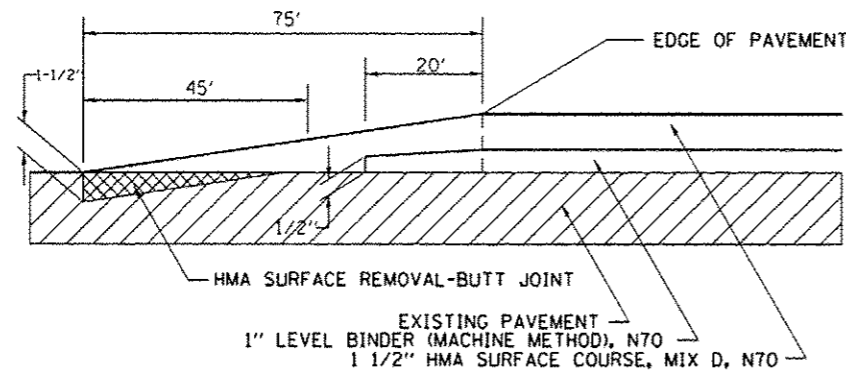


• MATCH EXISTING CROSS-SLOPE, MINIMUM 1/8 /FT

SHOULDER EARTHWORK DETAIL



BUTT-JOINT
STA 869+75 TO 870+50
STA 881+50 TO 882+25



BITUMINOUS MIXTURES:
112 LBS/SQ YD/INCH

FILE NAME :	USER NAME : hardnetbr	DESIGNED -	REVISED -	STATE OF ILLINOIS DEPARTMENT OF TRANSPORTATION	TYPICAL SECTIONS			F.A.P. RTE.	SECTION	COUNTY	TOTAL SHEETS	SHEET NO.
cr:\pwork\pwork\hardnetbr\027791910	08711-shr-typical.dgn	DRAWN -	REVISED -					301	29T-2	JO DAVIESS	52	8
Default	PLOT SCALE = 100.0000' / in.	CHECKED -	REVISED -		SCALE: SHEET OF SHEETS STA. TO STA.			CONTRACT NO. 64H17				
	PLOT DATE = Mon Dec 18 14:22:17 2012	DATE -	REVISED -		ILLINOIS FED. AID PROJECT							