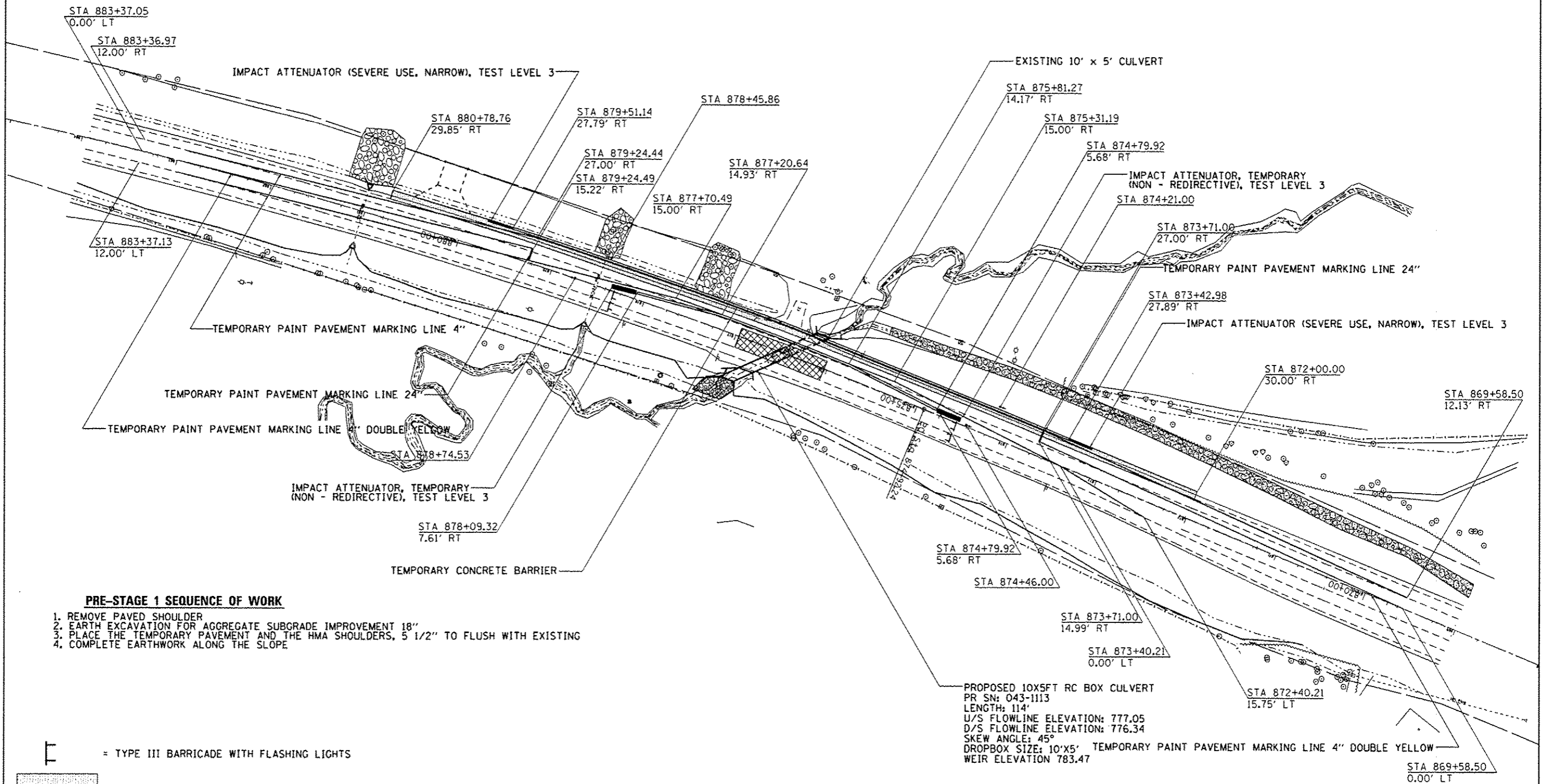





STAGE 1



PRE-STAGE 1 SEQUENCE OF WORK

1. REMOVE PAVED SHOULDER
2. EARTH EXCAVATION FOR AGGREGATE SUBGRADE IMPROVEMENT 18"
3. PLACE THE TEMPORARY PAVEMENT AND THE HMA SHOULDERS, 5 1/2" TO FLUSH WITH EXISTING
4. COMPLETE EARTHWORK ALONG THE SLOPE

-  = TYPE III BARRICADE WITH FLASHING LIGHTS
-  = TEMPORARY PAVEMENT
-  = TRAFFIC SIGNAL

BARRIER WALL OFFSETS ARE TO THE TRAFFIC SIDE OF THE WALL DEVICES, VERTICAL PANELS, & SIGNING TO BE SET UP ACCORDING TO HIGHWAY TRAFFIC STANDARD 701321

FILE NAME :	USER NAME :	DESIGNED :	REVISED :	STATE OF ILLINOIS DEPARTMENT OF TRANSPORTATION	STAGING DETAILS		F.A.P. RTE.	SECTION	COUNTY	TOTAL SHEETS	SHEET NO.	
Default	hardnetlb-	-	-				301	29T-2	JO DAVIESS	52	17	
	88711-sht-staging.dgn	DRAWN :	REVISED :		SCALE:	SHEET	OF	SHEETS	STA.	TO STA.	CONTRACT NO.	64H17
	100.0000 / 1" = 100'	CHECKED :	REVISED :								ILLINOIS FED. AID PROJECT	
	Mon Dec 10 14:19:54 2012	DATE :	REVISED :									