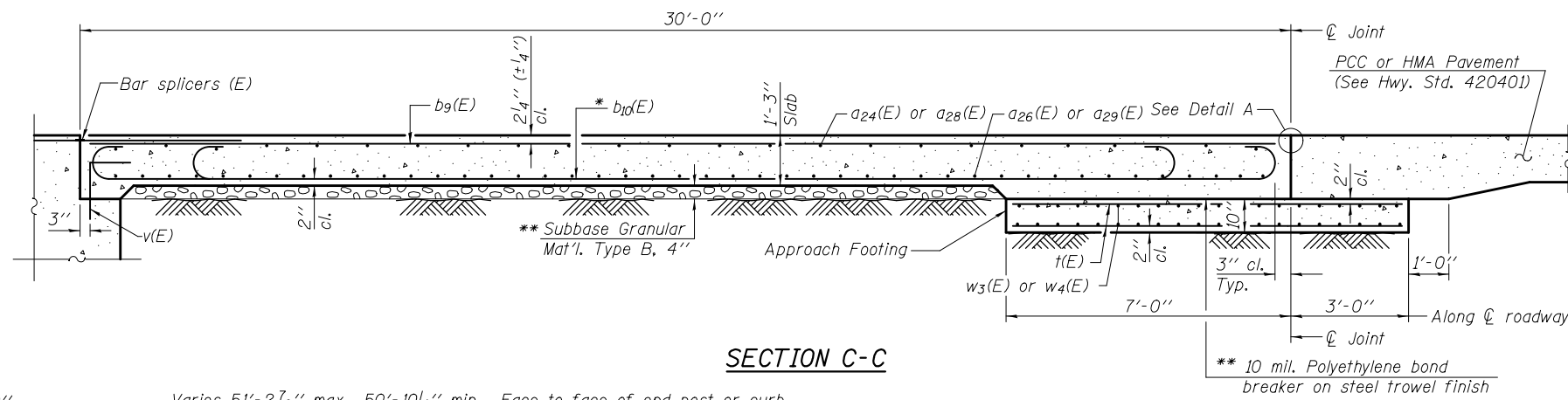
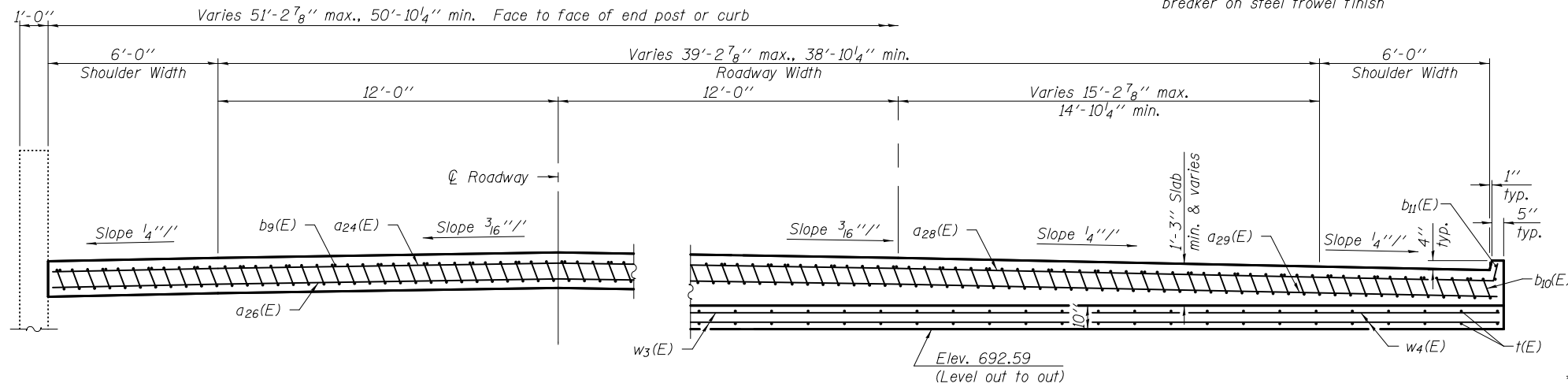


Notes:

See sheet 41 of 62 for Detail A and View B-B.  
 Approach slab and curb concrete shall be paid for as Concrete Superstructure.  
 Approach footing concrete shall be paid for as Concrete Structures.  
 Reinforcement shall be paid for as Reinforcement Bars, Epoxy Coated.  
 For v(E) bar details, see sheet 21 of 62.  
 For b<sub>10</sub>(E) bar details, see sheet 38 of 62.  
 For a<sub>24</sub>(E) bar details, see sheet 40 of 62.  
 The approach footing maximum applied service bearing pressure (Q<sub>max</sub>) = 2.0 ksf.  
 For bar splicer details, see sheet 62 of 62.  
 Cost of excavation for approach footing included with Concrete Structures.



SECTION C-C




NEAR ABUTMENT

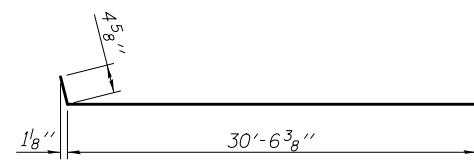
SECTION D-D  
 (See Plan for dimensions not shown)  
 (Looking West)

AT APPROACH FOOTING

\* Tilt #9 b<sub>10</sub>(E) bars as required to maintain clearance.  
 \*\* Cost included with Concrete Superstructure.



VIEW E-E



BAR a<sub>28</sub>(E)

ONE APPROACH  
 BILL OF MATERIAL

Bar	No.	Size	Length	Shape
a <sub>24</sub> (E)	25	#4	23'-10"	U
a <sub>26</sub> (E)	46	#5	32'-9"	—
a <sub>28</sub> (E)	25	#4	30'-11"	U
a <sub>29</sub> (E)	46	#5	22'-1"	—
b <sub>9</sub> (E)	42	#4	29'-8"	—
b <sub>10</sub> (E)	123	#9	29'-9"	U
b <sub>11</sub> (E)	2	#4	24'-9"	—
t(E)	54	#4	9'-8"	—
w <sub>3</sub> (E)	40	#5	29'-5"	—
w <sub>4</sub> (E)	40	#5	25'-4"	—
Concrete Superstructure			Cu. Yd.	79.4
Concrete Structures			Cu. Yd.	16.0
Reinforcement Bars, Epoxy Coated			Pound	19,490

(Sheet 2 of 2)