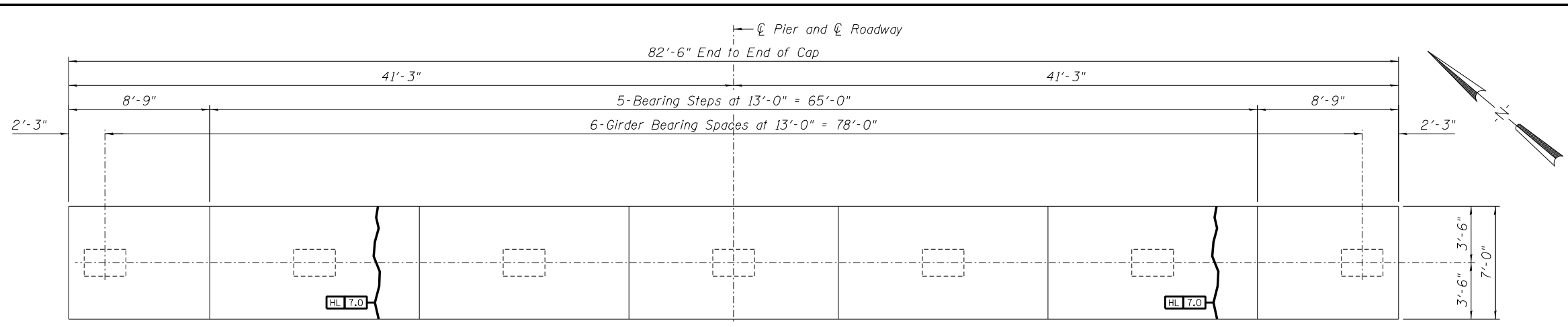


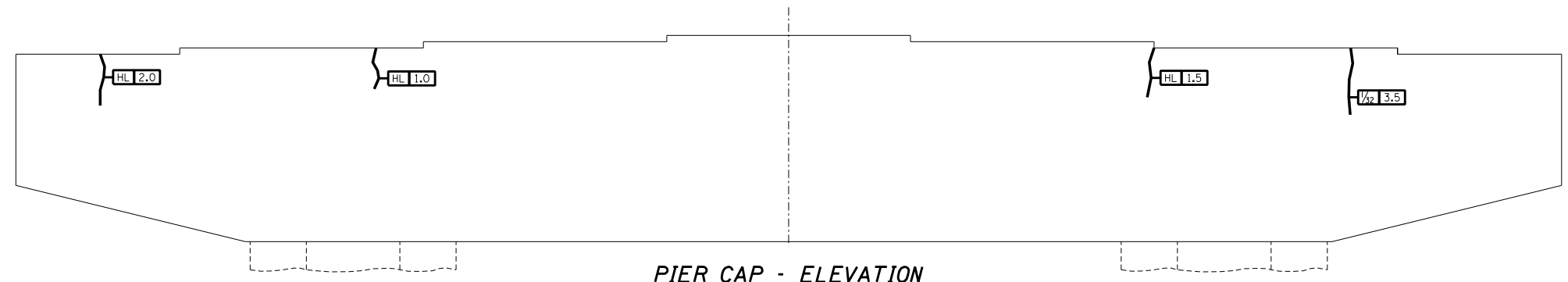


© Copyright Hanson Professional Services Inc. 2012

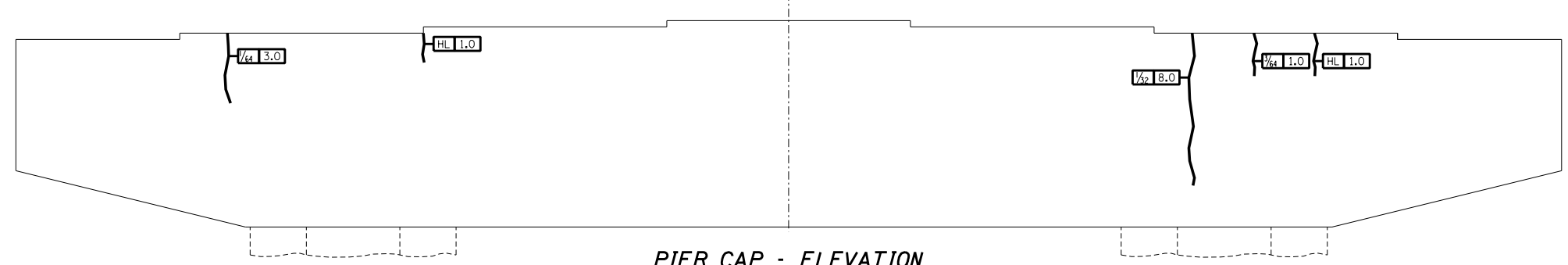
huffm00028 10/17/2012 12:08:55 PM
I:\1\Jobs\110007\MOA\CAD\SHETS\0600255-76E73-018-Pier-1_Cap_Repair.dwg



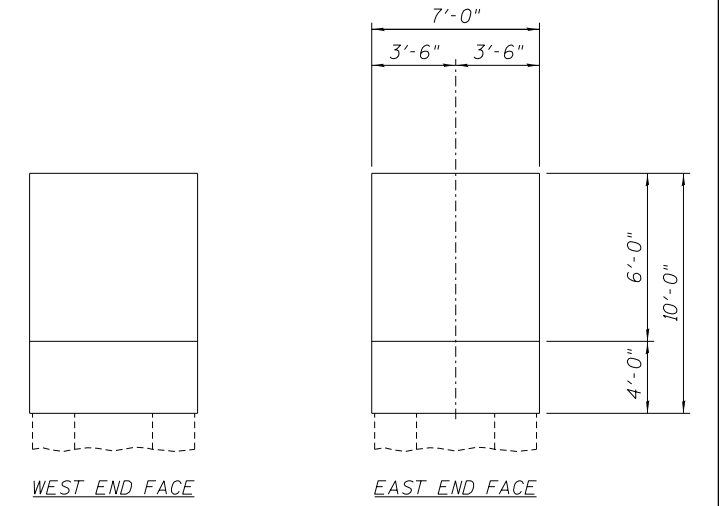
PIER CAP - PLAN - PIER 1



PIER CAP - ELEVATION
Looking North

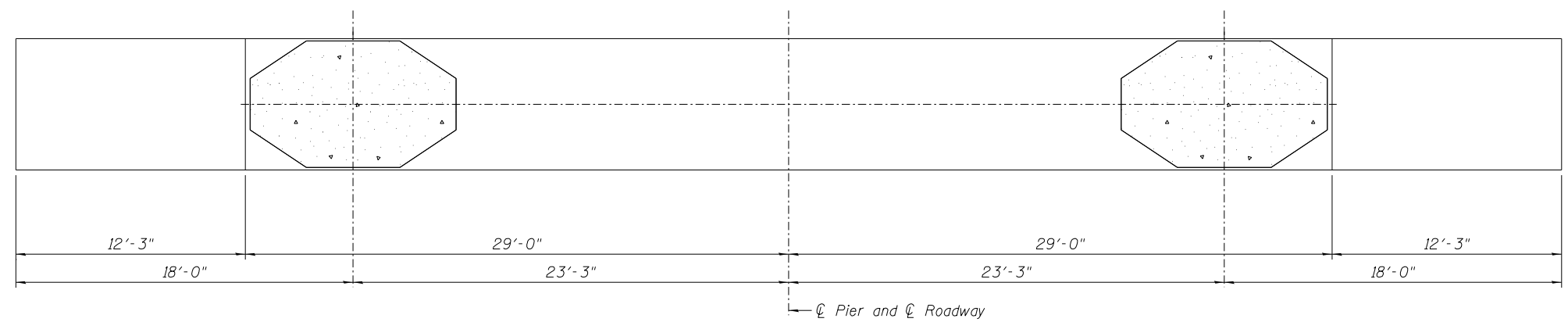


PIER CAP - ELEVATION
Looking South



PIER CAP - END ELEVATIONS

HL 12 Crack Length (Feet)
 Crack Width (Inches)
CRACKS < 1/16"
 Hairline Cracks (HL) or
 Cracks < 1/16" not to be Sealed.



PIER CAP - UNDERSIDE

DESIGNED -	EXAMINED _____	DATE - _____
CHECKED -	ENGINEER OF STRUCTURAL SERVICES	
DRAWN Rod	PASSED _____	
CHECKED MNM	ENGINEER OF BRIDGES AND STRUCTURES	

STATE OF ILLINOIS
DEPARTMENT OF TRANSPORTATION

REPAIRS TO - PIER NUMBER 1 - CAP
STRUCTURE NO. 060-0255

SHEET NO. 18 OF 48 SHEETS

F.A.P. RTE.	SECTION	COUNTY	TOTAL SHEETS	SHEET NO.
304	100B-1DS-1	MADISON	58	28
CONTRACT NO. 76E73				
ILLINOIS FED. AID PROJECT				