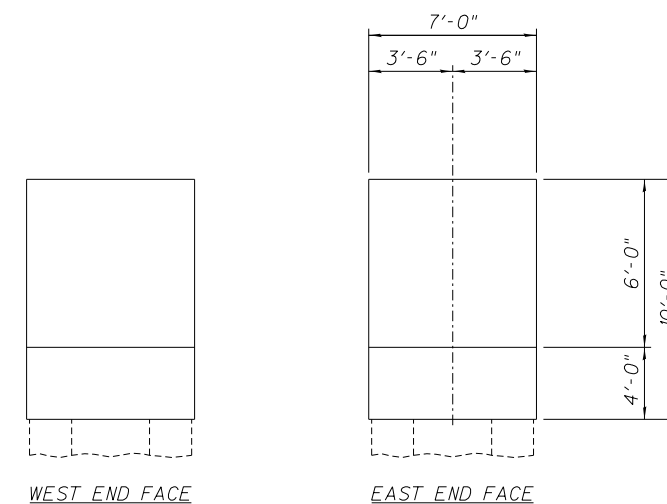


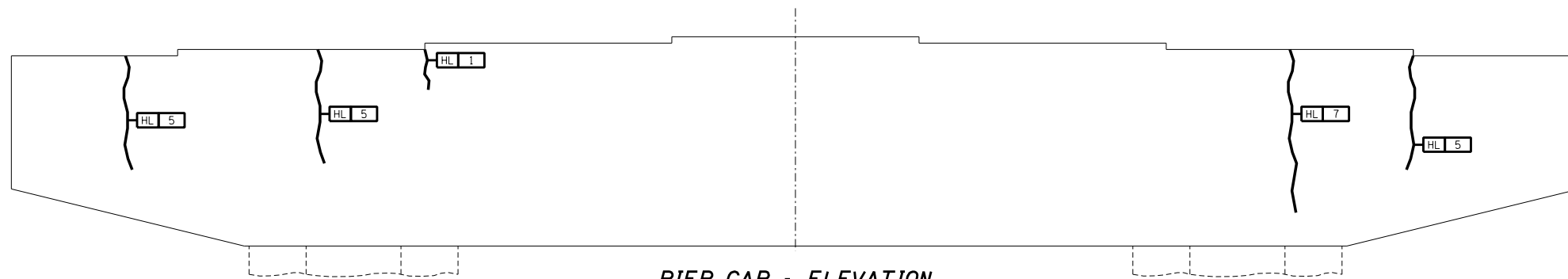
PIER CAP - PLAN - PIER 3



PIER CAP - ELEVATION
Looking North

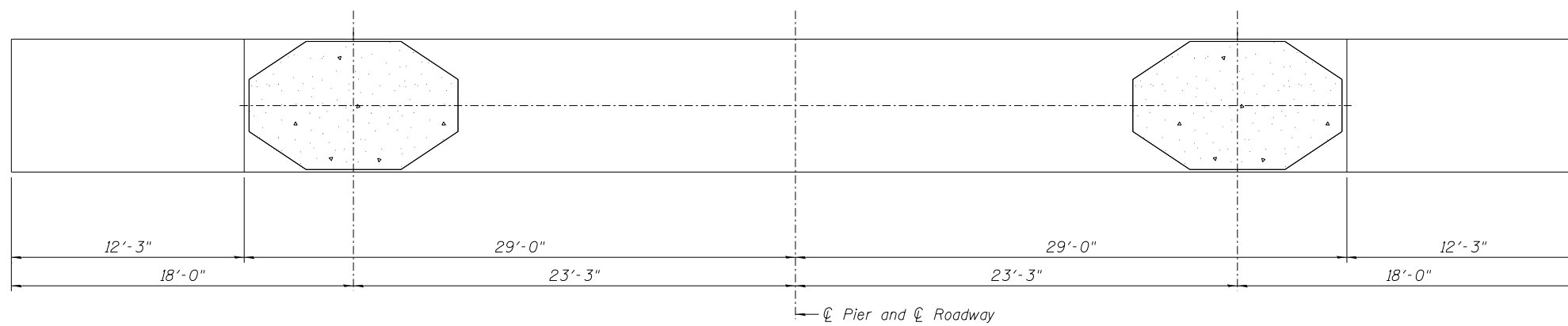


PIER CAP - END ELEVATIONS



PIER CAP - ELEVATION
Looking South

HL 12 - Crack Length (Feet)
 Crack Width (Inches)
CRACKS < 1/16"
 Hairline Cracks (HL) or
 Cracks < 1/16" not to be Sealed.



PIER CAP - UNDERSIDE

DESIGNED -	EXAMINED _____	DATE - _____
CHECKED -	ENGINEER OF STRUCTURAL SERVICES	
DRAWN Rod	PASSED _____	
CHECKED MNM	ENGINEER OF BRIDGES AND STRUCTURES	

STATE OF ILLINOIS
DEPARTMENT OF TRANSPORTATION

REPAIRS TO - PIER NUMBER 3 - CAP
STRUCTURE NO. 060-0255

SHEET NO. 21 OF 48 SHEETS

F.A.P. RTE.	SECTION	COUNTY	TOTAL SHEETS	SHEET NO.
304	100B-1DS-1	MADISON	58	31
CONTRACT NO. 76E73				

ILLINOIS FED. AID PROJECT