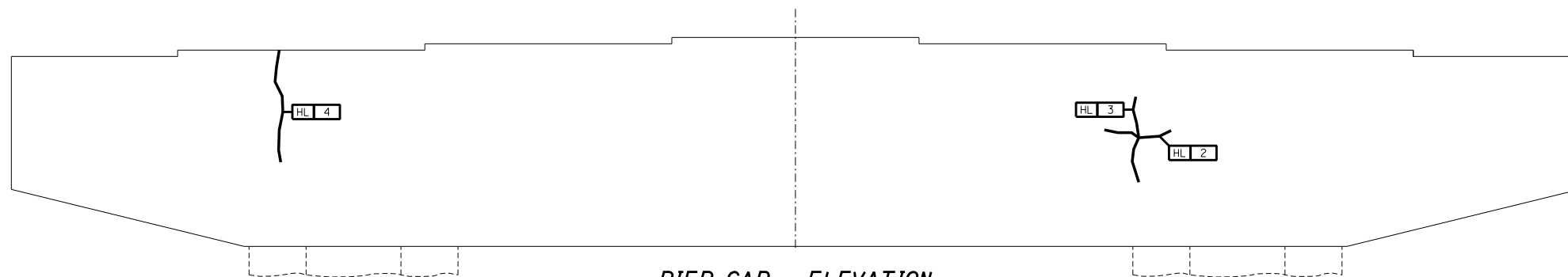
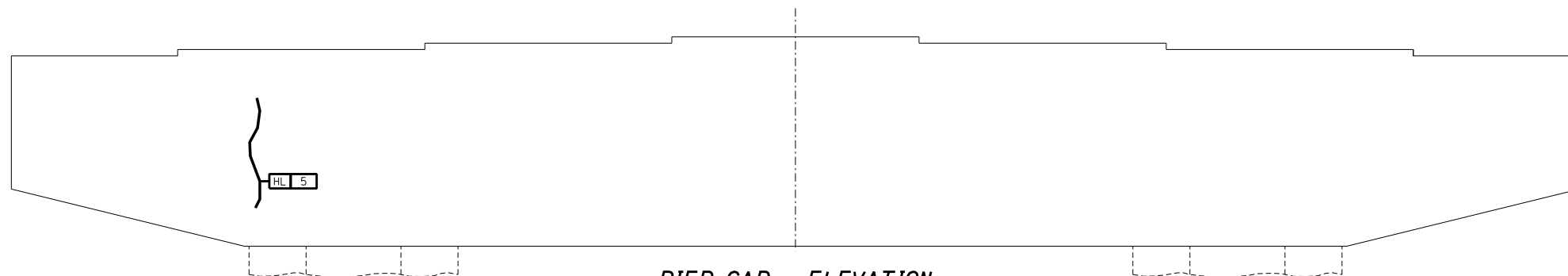


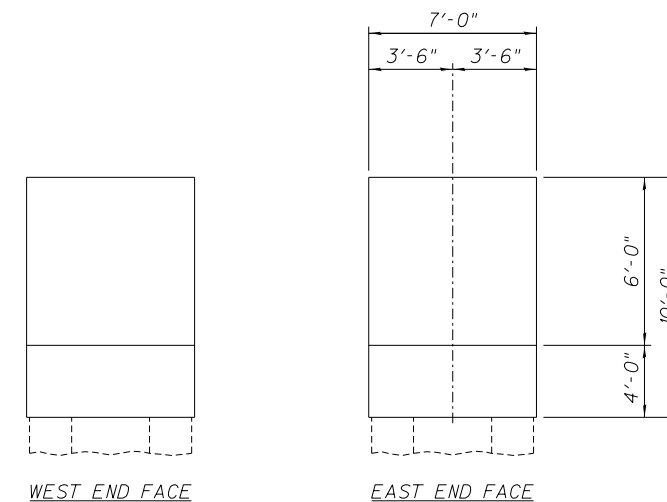
**PIER CAP - PLAN - PIER 5**



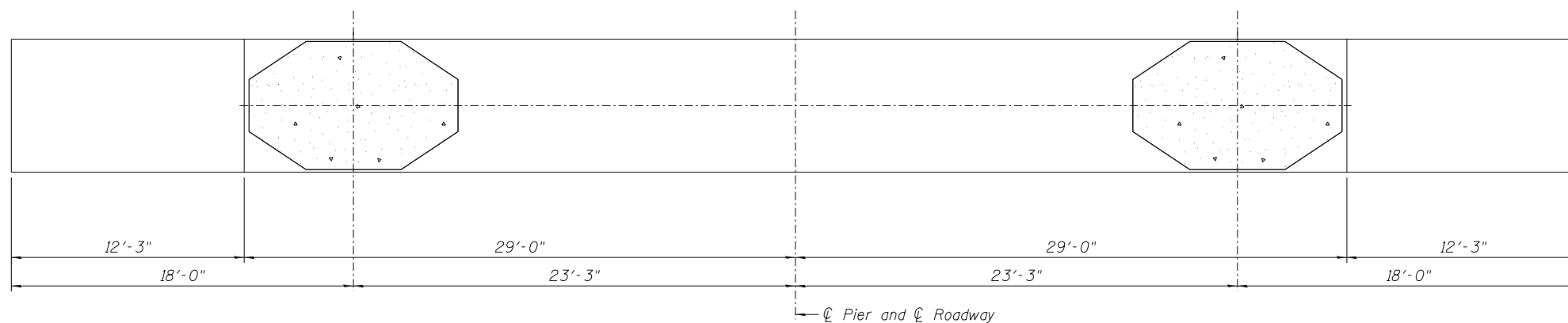
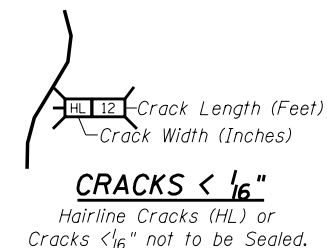
**PIER CAP - ELEVATION**  
Looking North



**PIER CAP - ELEVATION**  
Looking South



**PIER CAP - END ELEVATIONS**



**PIER CAP - UNDERSIDE**

DESIGNED -	EXAMINED _____	DATE - _____
CHECKED -	ENGINEER OF STRUCTURAL SERVICES	
DRAWN Rod	PASSED _____	
CHECKED MNM	ENGINEER OF BRIDGES AND STRUCTURES	

**STATE OF ILLINOIS**  
**DEPARTMENT OF TRANSPORTATION**

**REPAIRS TO - PIER NUMBER 5 - CAP**  
**STRUCTURE NO. 060-0255**

SHEET NO. 25 OF 48 SHEETS

F.A.P. RTE.	SECTION	COUNTY	TOTAL SHEETS	SHEET NO.
304	100B-1DS-1	MADISON	58	35
<b>CONTRACT NO. 76E73</b>				

ILLINOIS FED. AID PROJECT