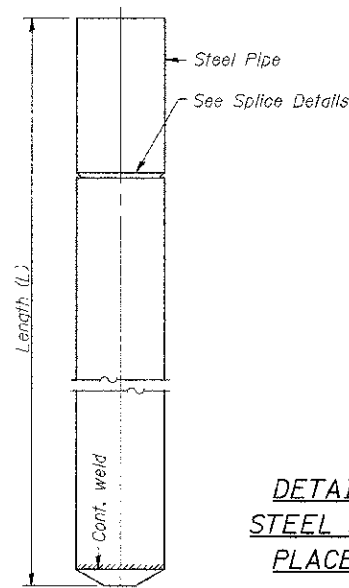
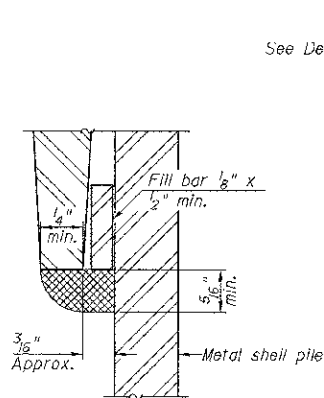
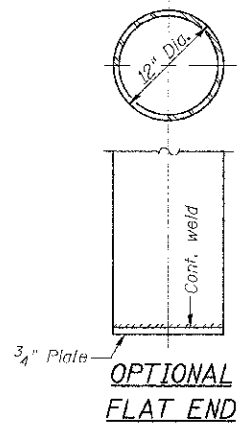


Notes: Driving and bearing ends of pipe shall be cut square. The thickness of the shell shall be 0.25 inches with a tolerance of 5%. The shell shall be according to Article 1006.05(a) of the Standard Specifications, and shall be ASTM A252 Grade 3.



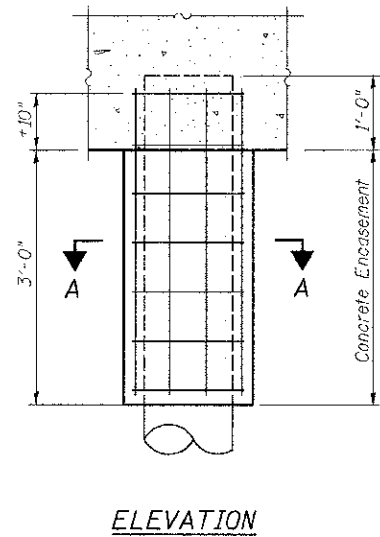
DETAIL OF CYLINDRICAL STEEL SHELL FOR CAST IN PLACE CONCRETE PILES



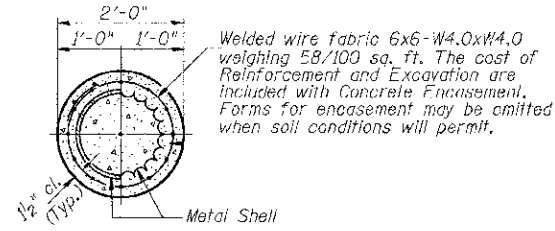
DETAIL C

WELDED COMMERCIAL SPLICE

Notes:
The 1/8" x 1/2" min. fill bar may be constructed of 2 bars with a 1/8" max. gap between them.
Pile segments shall be driven to solid contact with splicers before welding.

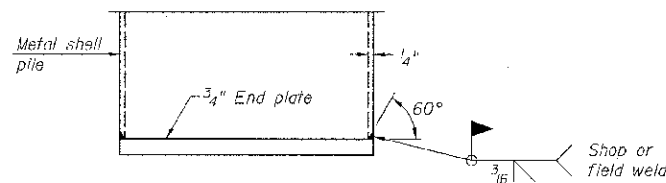


ELEVATION

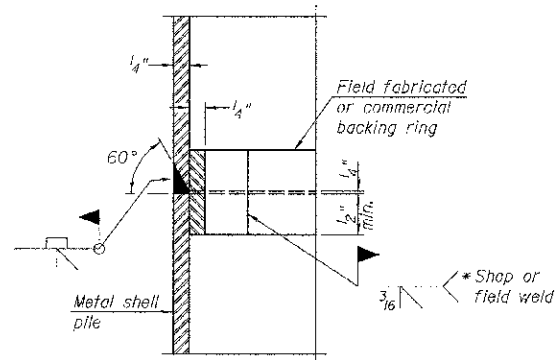


SECTION A-A

DETAIL OF METAL SHELL PILE ENCASEMENT AT ABUTMENTS

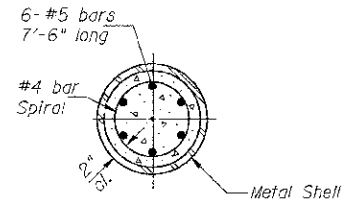
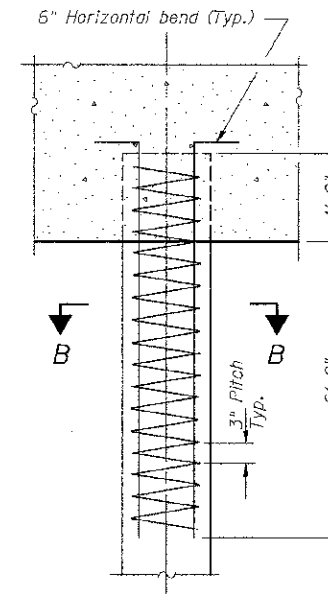


END PLATE ATTACHMENT



COMPLETE PENETRATION WELD SPLICE

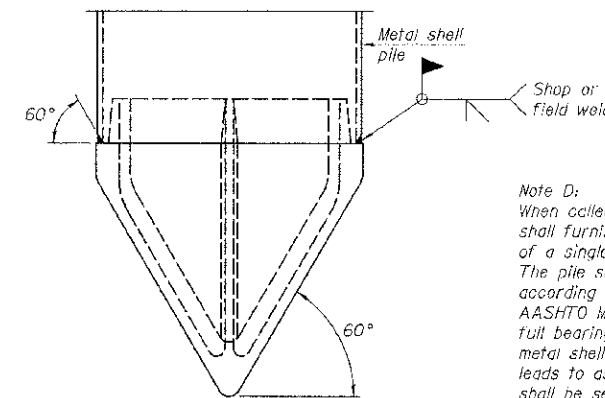
* Field fabricated backing ring may be made from pile shell by removing segment to allow reducing circumference and vertically rejoin with partial joint penetration weld.



SECTION B-B

The cost of Reinforcement is included with Furnishing Metal Shell Piles 12"x0.250"

DETAIL OF REINFORCEMENT FOR METAL SHELLS AT ABUTMENTS



METAL SHELL PILE SHOE ATTACHMENT

(See Note D)

Note D:
When called for on the plans, the Contractor shall furnish metal shell pile shoes consisting of a single piece conical pile point as shown. The pile shoes shall be cast in one piece steel according to either ASTM A 148 Grade 90-60 or AASHTO M 103 Grade 65-35 and shall provide full bearing over the full circumference of the metal shell pile. The pile shoe shall have tapered leads to assure proper alignment and fitting and shall be secured to the pile with a circumferential weld.

METAL SHELL PILE DETAILS
BUREAU COUNTY
SECTION 07-03126-00-BR
T.R. 109 OVER WEST BUREAU CREEK

SHEET NO. 7 11 SHEETS	ROUTE NO. TR 109	SECTION 07-03126-00-BR	COUNTY BUREAU	TOTAL SHEETS 61	SHEET NO. 20
	S.N. 006-4553		CONTRACT NO. 87528		
FED. ROAD DIST. NO. 7 ILLINOIS		FED. AID PROJECT BR05-0011(087)			