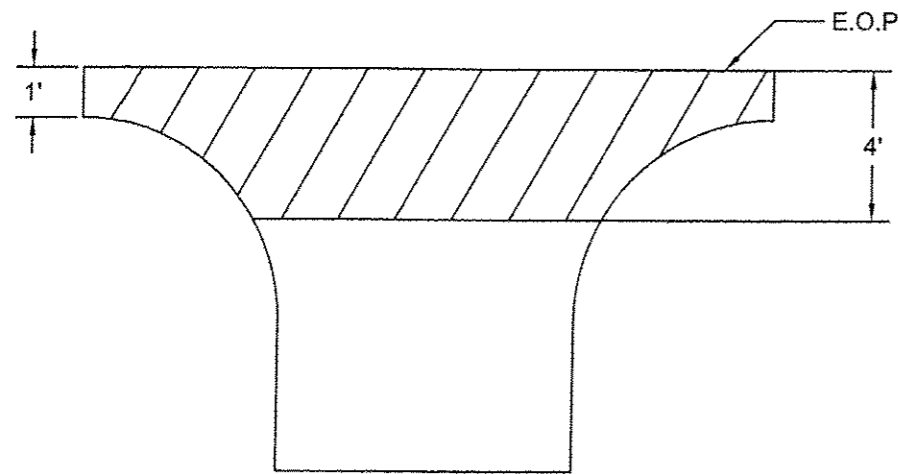


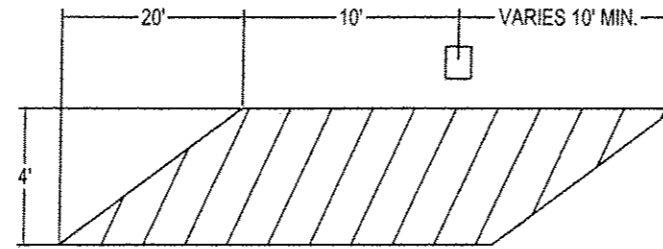
FAS NO.	SECTION	COUNTY	TOTAL SHEETS	SHEET NO.
341	13-00119-00-RS		3	3
PROJECT RS-0341(111)				
CONTRACT # 87534				



**TYPICAL FIELD & PRIVATE ENTRANCE**

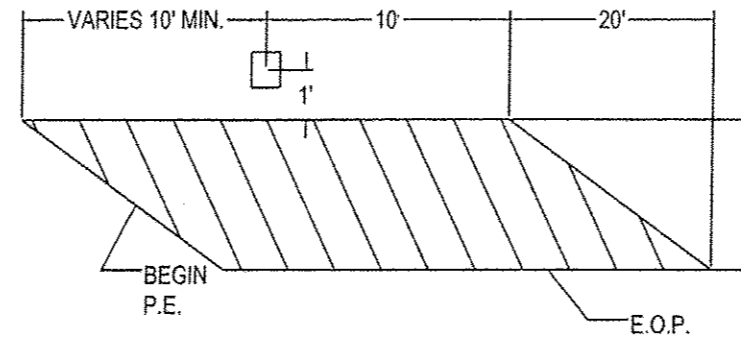
36 EACH

LT. STA.	LT. STA.	RT. STA.	RT. STA.
17+22	97+60	0+99	91+88
43+82	99+82	4+73	94+69
56+91	131+74	18+33	97+60
83+50	136+65	35+60	99+82
91+64	146+23	43+82	112+75
93+22	158+50	44+63	136+65
94+69	165+27	49+29	158+50
95+90 (2)	175+60	52+13	165+27
		59+95	171+40
		90+75	



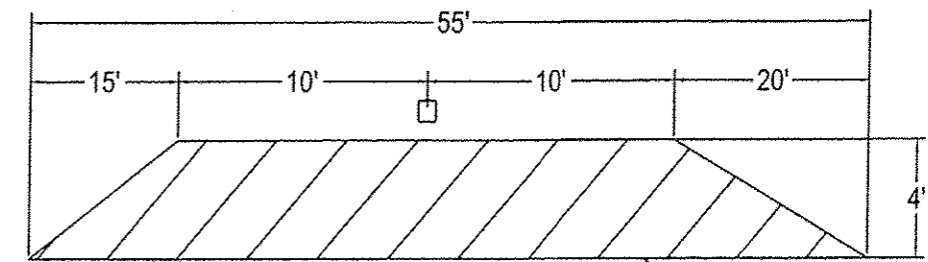
**TYPICAL MAILBOX FOLLOWING**

1 EACH  
STA. 49+50 RT



**TYPICAL MAILBOX LEAD IN**

3 EACH  
35+38 RT 44+33 RT 94+45 RT

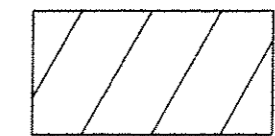


**TYPICAL MAILBOX TURN OUT**

0 EACH



AREA TO BE PAID AS  
INCIDENTAL BITUMINOUS SURFACING

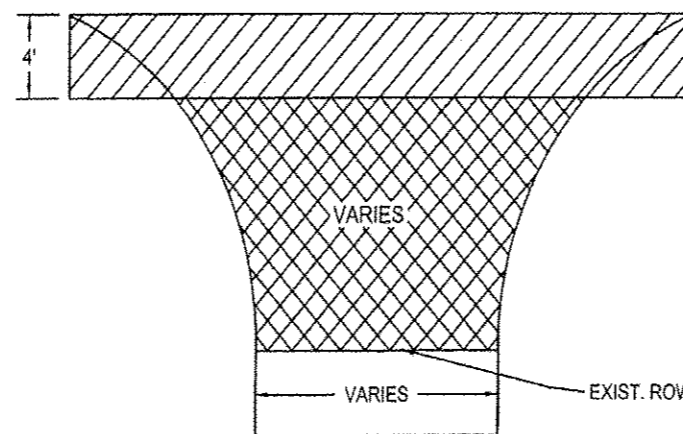


AREA TO BE CONSTRUCTED  
DURING MAINLINE PAVING OPERATIONS  
SLOPE = 3/4" PER FOOT

**NOTES**

1. USE SAME MAINLINE MATERIAL FOR SIDE ROAD RETURNS, FIELD & PRIVATE ENTRANCES, AND MAILBOXES.
2. AGGREGATE SHOULDERS TO BE PLACED BEHIND SIDE ROAD RETURNS, FIELD & PRIVATE ENTRANCES, AND MAILBOXES AS DIRECTED BY THE ENGINEER.
3. SHORT TERM PAVEMENT MARKINGS TO BE REMOVED BY FORD COUNTY PERSONNEL.
4. THE FOLLOWING APPLICATION RATES HAVE BEEN ASSUMED IN CALCULATING QUANTITIES:

AGGREGATE SHOULDERS	2.00 TON / CU YD
BIT MATL (PR CT)	0.075 GAL / SQ YD
AGGREGATE (PR CT)	0.001 TON / SQ YD
HOT MIX ASPHALT	112 # / SQ YD / INCH
SHORT TERM PVMT MKING	4 FT / 40 FT OF APPL.



**TYPICAL SIDE ROAD RETURN**

6 EACH  
STA. 14+00 RT & LT  
STA. 70+36 RT & LT  
STA. 123+23 RT & LT