



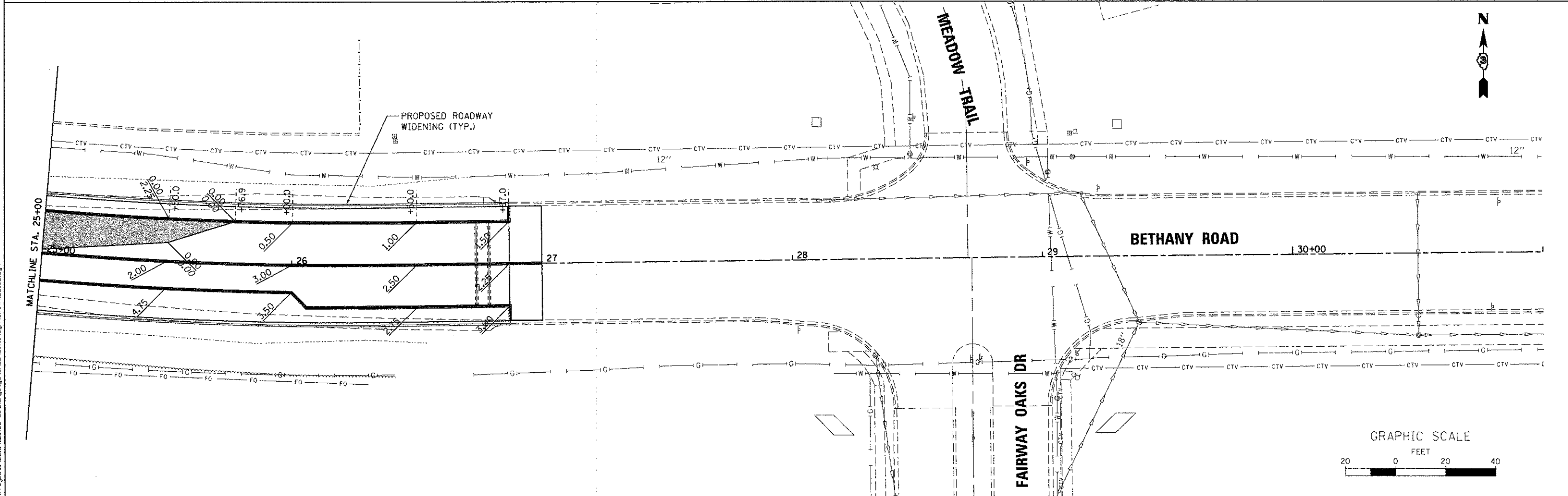
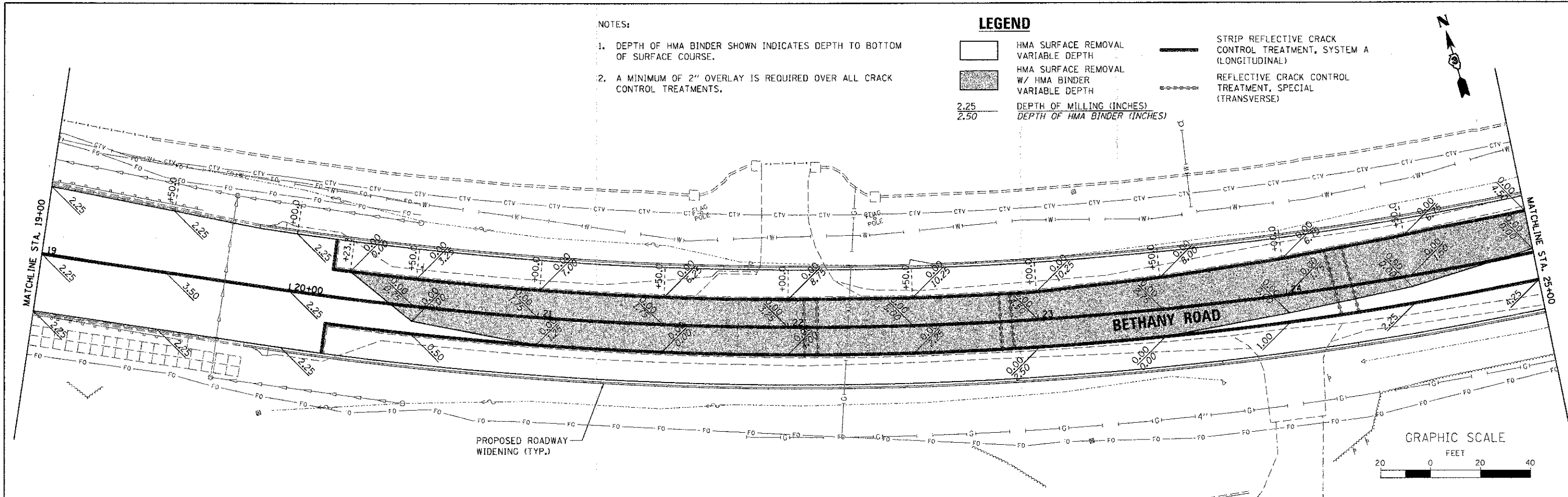


NOTES:

1. DEPTH OF HMA BINDER SHOWN INDICATES DEPTH TO BOTTOM OF SURFACE COURSE.
2. A MINIMUM OF 2" OVERLAY IS REQUIRED OVER ALL CRACK CONTROL TREATMENTS.

LEGEND

-  HMA SURFACE REMOVAL VARIABLE DEPTH
-  HMA SURFACE REMOVAL W/ HMA BINDER VARIABLE DEPTH
- 2.25 DEPTH OF MILLING (INCHES)
- 2.50 DEPTH OF HMA BINDER (INCHES)
-  STRIP REFLECTIVE CRACK CONTROL TREATMENT, SYSTEM A (LONGITUDINAL)
-  REFLECTIVE CRACK CONTROL TREATMENT, SPECIAL (TRANSVERSE)



STATE OF ILLINOIS  
DEPARTMENT OF TRANSPORTATION

MILLING DEPTH &  
HMA BINDER DEPTH PLAN

SCALE: 1"=20' SHEET NO. 2 OF 2 SHEETS STA. 19+00.00 TO STA. 27+00.00

F.A.U. RTE.	SECTION	COUNTY	TOTAL SHEETS	SHEET NO.
5355	10-00167-01-WR	DEKALB	78	22
CONTRACT NO. B7544				
ILLINOIS FED. AID PROJECT				

FILE NAME = W:\Projects\2012\120155\_Bethany5355\ADD\Civil\Bgn\Sh\MILL.02.dgn

**WILLS BURKE KELSEY ASSOCIATES LTD**  
116 West Main Street, Suite 201  
St. Charles, Illinois 60174

USER NAME = nperrin	DESIGNED - KMA	REVISED -
PLOT SCALE = 1:20	DRAWN - NDP	REVISED -
PLOT DATE = 12/20/2012	CHECKED - DPB	REVISED -
	DATE - 12/21/12	REVISED -