

087-3014

B.M. IN 36" COTTONWOOD TREE ET. STA. 59+15 - EL. 594.75
 EXISTING STRUCTURE - STEEL TRUSS, 80' SPAN, 16' ROADWAY.
 STONE ABUTMENTS & STEEL TUBES WITH CONCRETE BACKING.
 TO BE REMOVED BY CONTRACTOR FOR SEC. 25-B
 MATERIALS TO BE SALVAGED FOR RE-USE - NONE

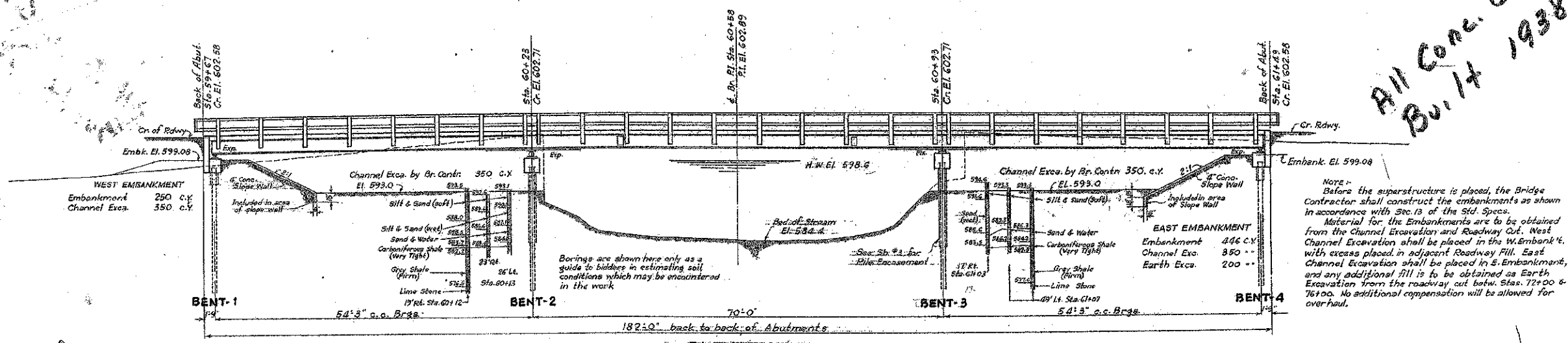
STATE OF ILLINOIS
 DEPARTMENT OF PUBLIC WORKS & BUILDINGS
 DIVISION OF HIGHWAYS

ROAD DIST. SHEET NO.	SECTION	COUNTY	TOTAL SHEETS	SHEET NO.
59-R-7	25B	Shelby	19	16
FED. ROAD DIST. NO. 7		BLINDS	F.A.S. 2A	

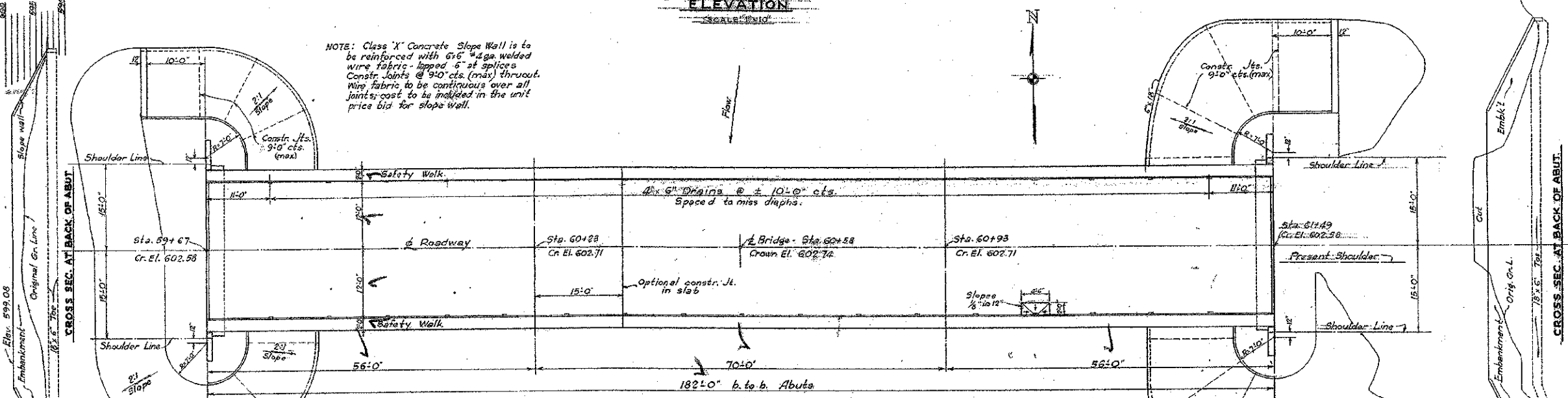
SHEET NO. 1
 3 SHEETS

STATE	SECTION	COUNTY	TOTAL SHEETS	SHEET NO.
656	06-00265-00-BR	SHELBY	29	15
				CONTRACT NO. 95701
ILLINOIS FED. AID PROJECT				

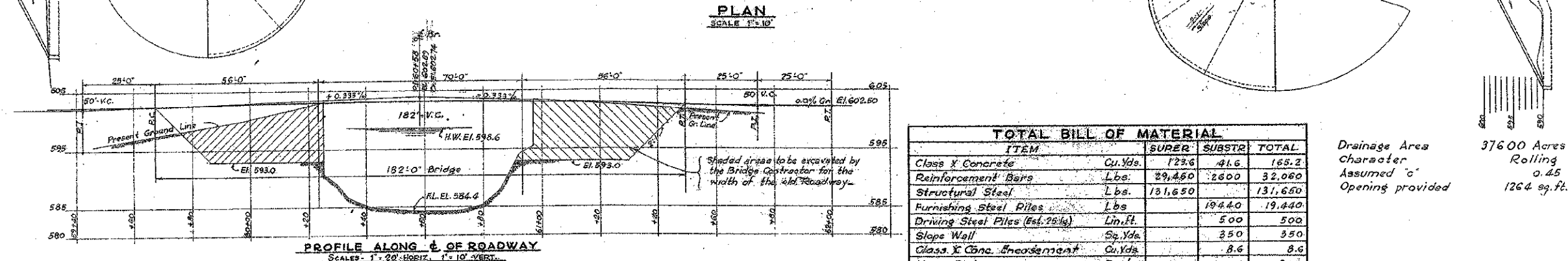
All Conc. Good
 Built 1938



NOTE - Before the superstructure is placed, the Bridge Contractor shall construct the embankments as shown in accordance with Sec. 13 of the Std. Specs. Material for the Embankments are to be obtained from the Channel Excavation and Roadway Cut. West Channel Excavation shall be placed in the W. Embank't. with excess placed in adjacent Roadway Fill. East Channel Excavation shall be placed in E. Embankment, and any additional fill is to be obtained as Earth Excavation from the roadway cut betw. Stas. 72+00 & 76+00. No additional compensation will be allowed for overhaul.



NOTE: Class 'X' Concrete Slope Wall is to be reinforced with 6" x 6" wire fabric - lapped 6" at splices. Constr. Joints @ 9'-0" cts. (max) thruout. Wire fabric to be continuous over all joints; cost to be included in the unit price bid for slope wall.



TOTAL BILL OF MATERIAL			
ITEM	SURF.	SUBSTR.	TOTAL
Class X Concrete	Cu. Yds. 123.6	41.6	165.2
Reinforcement Bars	Lbs. 29,460	2600	32,060
Structural Steel	Lbs. 131,650		131,650
Furnishing Steel Piles	Lbs. 19,440		19,440
Driving Steel Piles (Est. 25%)	Lin. Ft. 500		500
Slope Wall	Sq. Yds. 350		350
Class X Conc. Encasement	Cu. Yds. 8.6		8.6
Name Plate	Each One		One
Removal of Existing Structures	Each One		One
Channel Excavation	Cu. Yds. 700		700
Earth Excavation	Cu. Yds. 200		200

Drainage Area 37600 Acres
 Character Rolling
 Assumed 'c' 0.45
 Opening provided 1264 sq. ft.

F.A.S. PROJECT 2A
 S.A. RTE. 7 - SECTION 25B
 SHELBY COUNTY
 STA. 60+58

THIS SHEET
 FOR INFORMATION ONLY

COMPUTED *R.A. Budnick*
 CHECKED *M.P. SUPERK*
 DRAWN *A.B. H.L. Fischer*
 CHECKED *M.P.S.*
 SPECIAL ASSEMBLED
 CHECKED

EXAMINED *3-7-39*
L.F. Bunch
 PASSED *McN...*
 APPROVED *L.F. Siderman*

I-15 LOADING