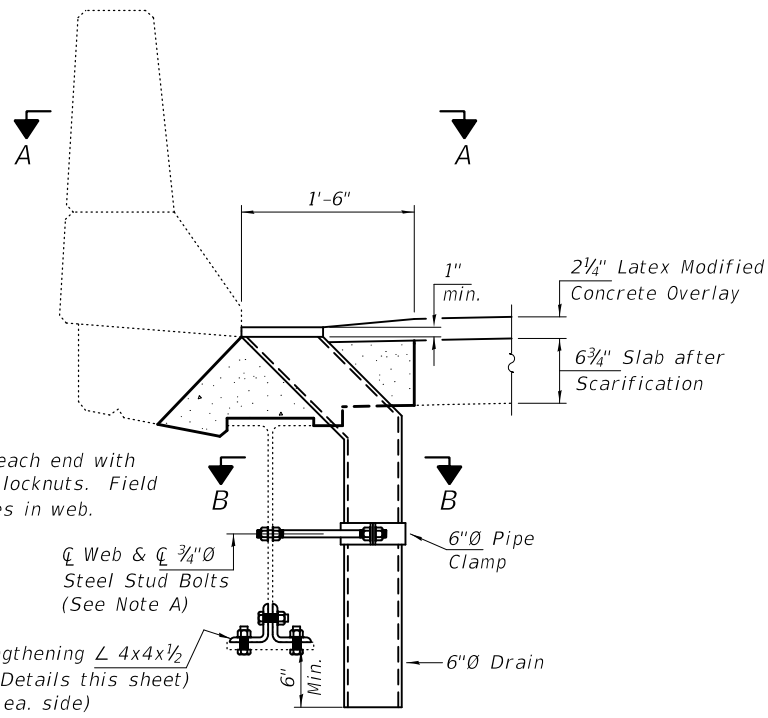


DRAIN REMOVAL DETAIL
(8-Locations)
Hatched areas indicate Deck Slab Repair (Full Depth, Type I).

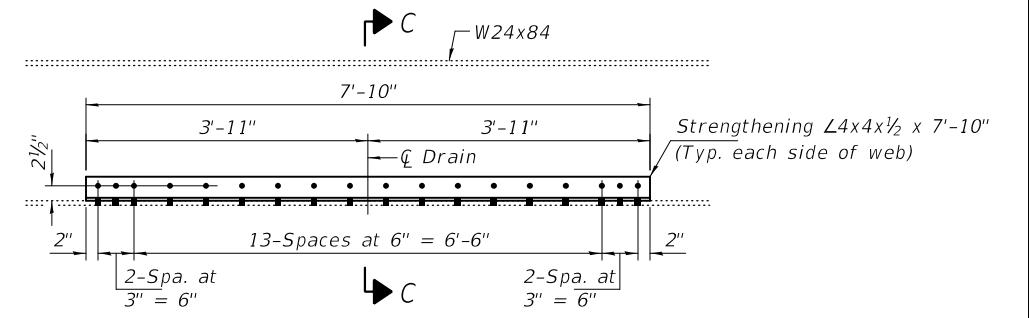


Note A:
Threaded 6" each end with 2 washers and locknuts. Field drill 1 3/16" holes in web.

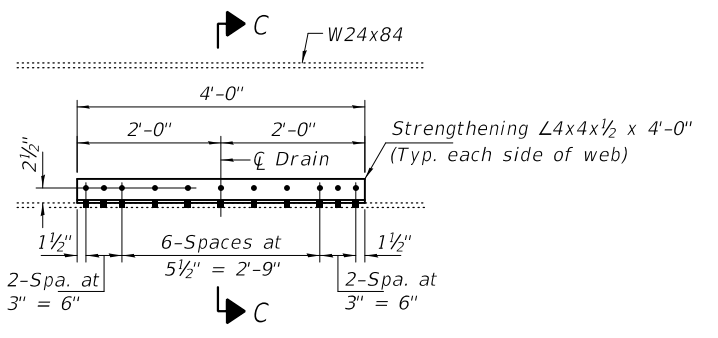
PROPOSED DRAIN DETAIL
(8-Locations)

Notes:
Fiberglass pipe shall conform to ASTM D2996, with short-time rupture strength hoop tensile stress of 30,000 p.s.i. minimum
The exterior surfaces of the floor drains shall be painted according to Article 506 with the finish coat as specified. The exterior surfaces of the drains shall be cleaned according to the Society of Protective Coatings' Spec. SSPC-SP1 prior to painting.
The top portion of aluminum floor drains shall be coated to minimize reaction with wet concrete.
The clamping device shall be galvanized according to AASHTO M232. Cost of clamping device included with Floor Drains.
The Polyurethane Sealant shall be according to Article 1050.04 of the Std. Spec. and the color shall be gray.

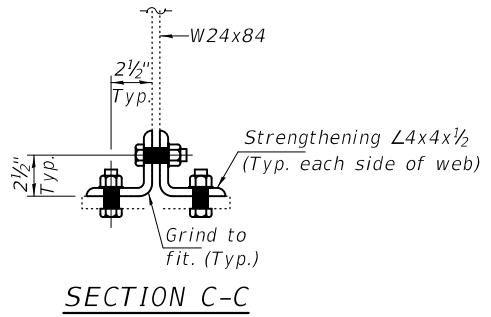
New Floor Drains shall be installed after scarification operations are completed for each stage. Full depth patches approximately 18" square shall be used to remove the existing floor drains and install proposed drains. Cost of existing floor drain removal shall be included with Deck Slab Repair (Full Depth, Type I) and will not be measured for payment separately.
The strengthening angles shall be paid for as Structural Steel Repair.



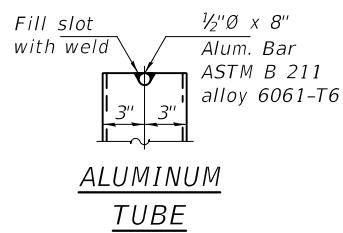
FLANGE STRENGTHENING ON SOUTH FASCIA BEAM
(4-Locations)



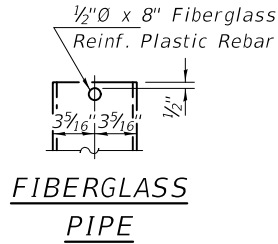
FLANGE STRENGTHENING ON NORTH FASCIA BEAM
(4-Locations)



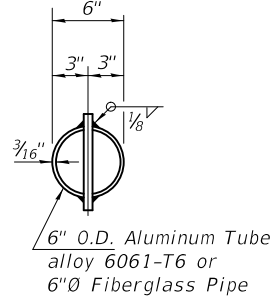
SECTION C-C



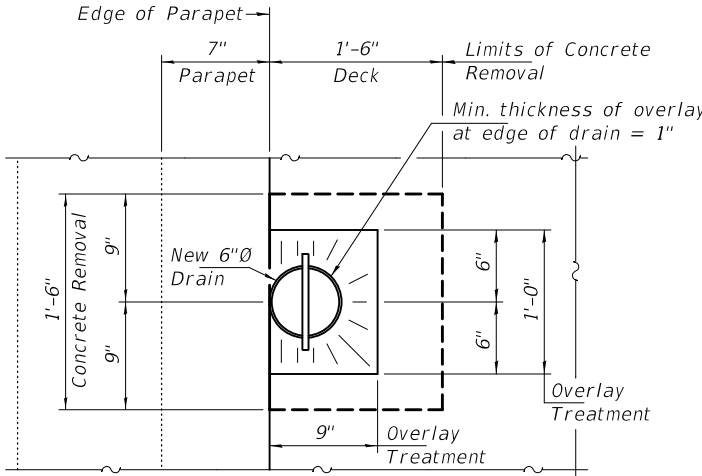
ALUMINUM TUBE



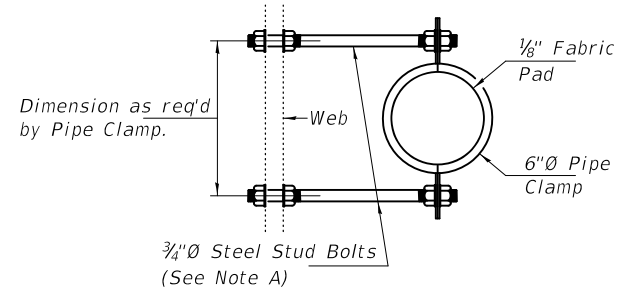
FIBERGLASS PIPE



TOP PLAN
(Showing Aluminum Tube)



VIEW A-A



SECTION B-B

DESIGNED - JSB
CHECKED - CDK
DRAWN - Steffen
CHECKED - JSB CDK

EXAMINED
PASSED
Timothy A. [Signature]
ENGINEER OF STRUCTURAL SERVICES
[Signature]
ENGINEER OF BRIDGES AND STRUCTURES

DATE - JANUARY 29, 2019
REVISED 02/21/2019 VHV
REVISED -

STATE OF ILLINOIS
DEPARTMENT OF TRANSPORTATION

FLOOR DRAIN REMOVAL & REPLACEMENT DETAILS
SN 008-0005

SHEET NO. 7 OF 8 SHEETS

F.A.P. RTE. 17	SECTION D2 BDR 2019-1	COUNTY CARROLL	TOTAL SHEETS 20	SHEET NO. 19
CONTRACT NO. 64N25				
ILLINOIS FED. AID PROJECT				