Create Date: 03-23-95

62929

F.A.I. RTE.	SECTION	COUNTY	TOTAL SHEETS	SHEET NO.
94	2005-011 I	COOK	40	39
STA.		TO STA.		
FED. ROAD DIST. NO.	ILLINOIS	FED. AID PROJECT		

PARTIAL RAMP CLOSURE DETAILS

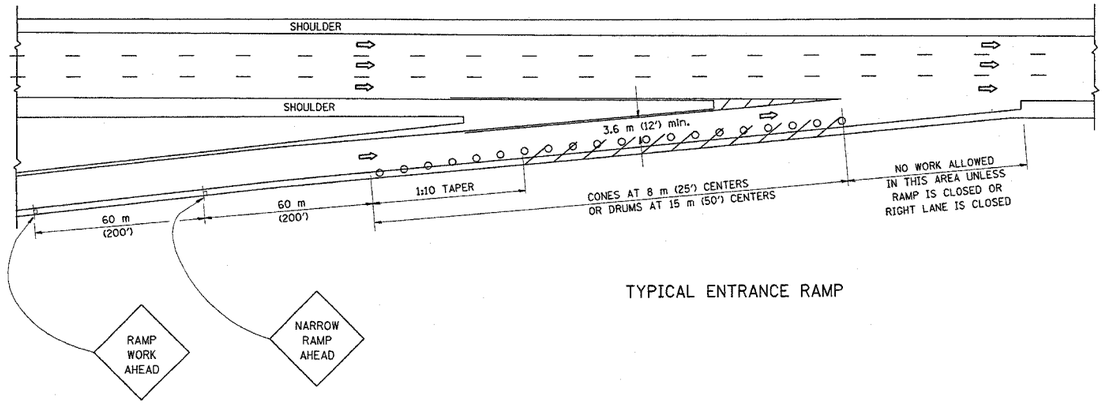

TYPICAL ENTRANCE RAMP

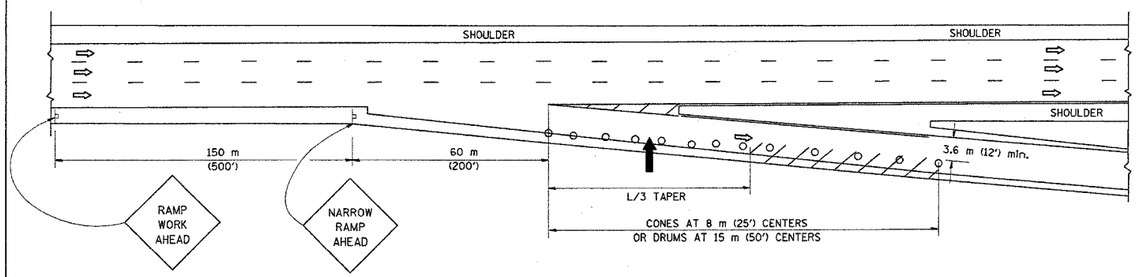

TYPICAL EXIT RAMP

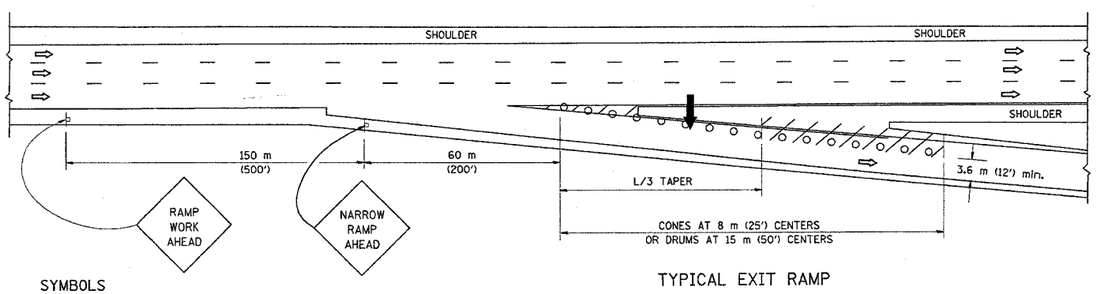

TYPICAL EXIT RAMP

SYMBOLS

- ARROWBOARD
- WORK AREA
- SIGN ON PORTABLE OR PERMANENT SUPPORT
- FLAGGER WITH CONTROL SIGN
- DRUM WITH MONO-DIRECTIONAL STEADY BURNING LIGHT
- CONES - 700 (28) IN HEIGHT

GENERAL NOTES

1. THE "L" DISTANCE EQUALS:

SPEED LIMIT	FORMULAS	
	METRIC	ENGLISH
80 km/h (45 mph) OR GREATER:	L=0.65(W)(S)	L=(W)(S)

   W = WIDTH OF OFFSET IN METERS (FEET)
   S = NORMAL POSTED SPEED KM/H (MPH)

2. PLASTIC DRUMS WITH HIGH PERFORMANCE REFLECTIVE SHEETING AND STEADY BURNING LIGHTS ARE REQUIRED FOR ALL NIGHTTIME CLOSURES.
3. ALL SIGNS SHALL BE POST MOUNTED IF THE CLOSURE TIME EXCEEDS FOUR DAYS.
4. FLASHING LIGHTS SHALL BE USED DURING THE HOURS OF DARKNESS AND SHALL BE INSTALLED ABOVE THE FIRST TWO SETS OF SIGNS.
5. THE IMPACT ATTENTUATOR, TEMPORARY IS NOT REQUIRED WHEN THE TEMPORARY CONCRETE BARRIER WALL IS OUTSIDE THE CLEAR ZONE OR IS TIED INTO THE EXISTING GUARDRAIL. IF OFFSET IS LESS THAN 5 FEET USE "TRAFFIC BARRIER TERMINAL, TYPE III, TEMPORARY" DEVICE TO MEET NCHRP350 FOR POSTED SPEED.
6. AUTHORIZATION FROM THE DISTRICT'S BUREAU OF TRAFFIC IS REQUIRED FOR ALL FREEWAY CLOSURES.
7. THE FLAGGER AND FLAGGER SIGN ARE REQUIRED AT THE ABOVE WORK SITES WHEN:
   a. FOUR OR MORE WORK VEHICLES ENTER THE TRAFFIC LANES IN A ONE HOUR PERIOD.
   b. THE WORK AVTIVITY REQUIRES FREQUENT ENCROACHMENT INTO THE LANE OPEN TO TRAFFIC.

   THE FLAGGER SHALL BE STATIONED APPROXIMATELY 30 m (100') TO 60 m (200') IN ADVANCE OF THE WORKERS.

SHOULDER CLOSURE DETAILS

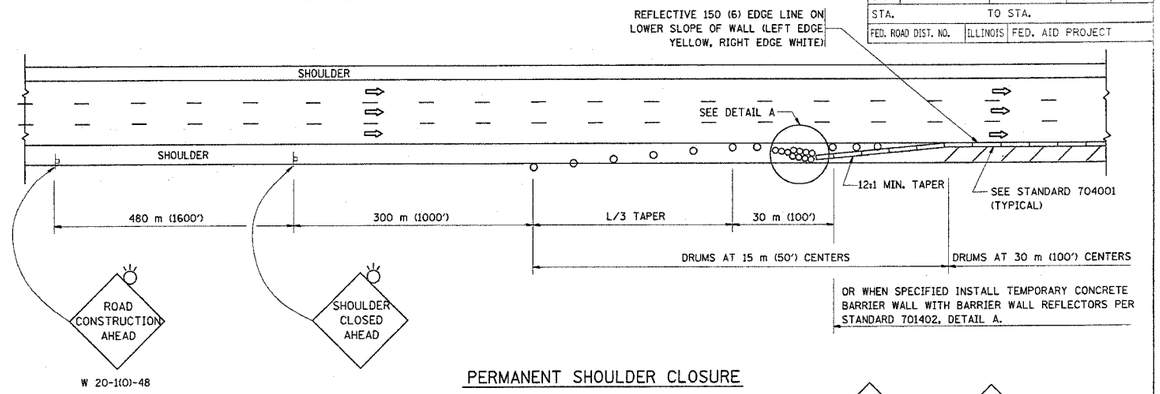

W 20-1(0)-48

PERMANENT SHOULDER CLOSURE

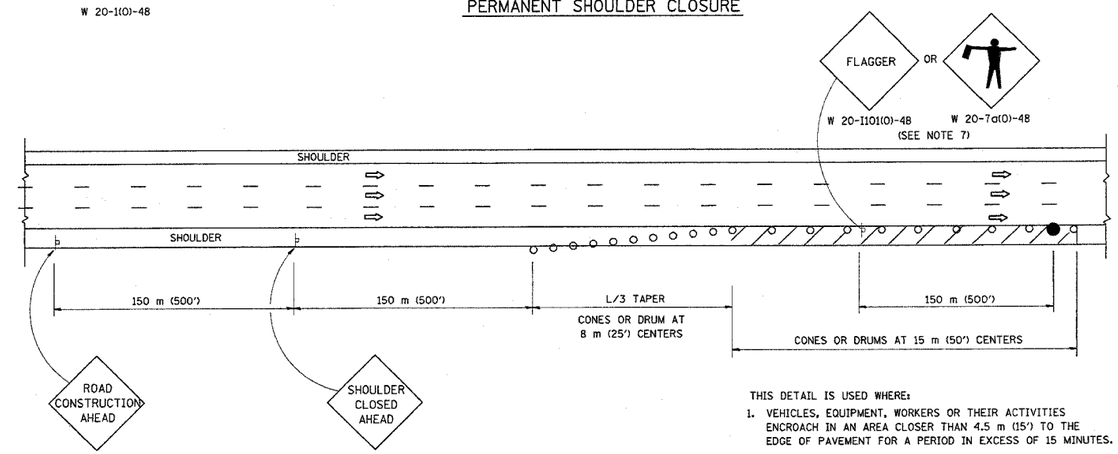

W 20-1(0)-48

DAYTIME SHOULDER CLOSURE

THIS DETAIL IS USED WHERE:

1. VEHICLES, EQUIPMENT, WORKERS OR THEIR ACTIVITIES ENCROACH IN AN AREA CLOSER THAN 4.5 m (15') TO THE EDGE OF PAVEMENT FOR A PERIOD IN EXCESS OF 15 MINUTES.

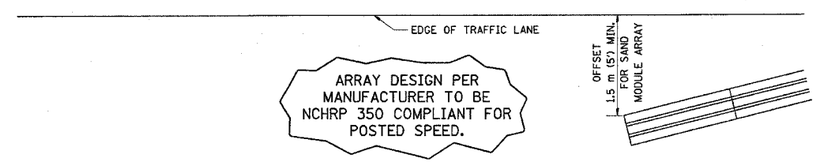

DETAIL "A"
IMPACT ATTENTUATOR, TEMPORARY
(SEE NOTE 5)

ALL DIMENSIONS ARE IN MILLIMETERS (INCHES) UNLESS OTHERWISE SHOWN.

REVISIONS	
NAME	DATE
DWS	11/96
JAF	12/02
NCHRP 350	04/03

ILLINOIS DEPARTMENT OF TRANSPORTATION

TRAFFIC CONTROL DETAILS
FOR FREEWAY
SHOULDER CLOSURES
PARTIAL RAMP CLOSURES

SCALE: NONE
DATE: 5/31/2005

DRAWN BY
DESIGNED BY: DWS
CHECKED BY
TC-17

REVISION DATE: 04/24/03

5/31/2005
w:\dlstsld\tc17.dgn
V1-TC17
galbannb