62965

| F.A. RTE. | SECTION | COUNTY | TOTAL SHEETS | SHEET NO. |
|---|---|---|---|---|
| | | | 16 | 14 |
| STA. | TO STA. | | | |
| FED. ROAD DIST. NO. 7 | ILLINOIS | FED. AID PROJECT | | |

- THE DIAGONAL LINES SHALL BE SPACED AT 12M (40') C-C ACROSS ALL STRUCTURES WHICH ARE 150M (500') OR LESS IN LENGTH
- ** THE DIAGONAL LINES ARE NOT REQUIRED ON SHOULDERS WHICH ARE 1.8M (6') OR LESS IN WIDTH

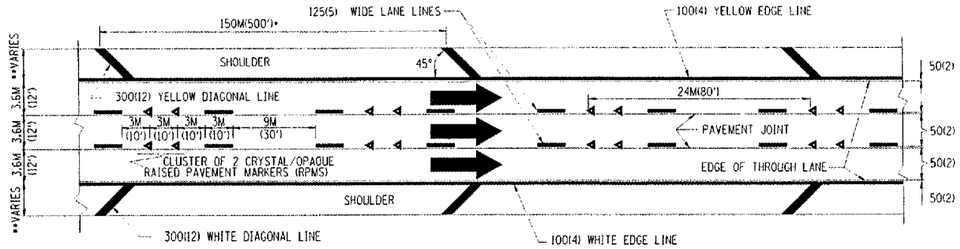


## TYPICAL EDGE LINES & LANE LINES

NOTES:
1. THERMO PLASTIC PAVEMENT MARKING LINE SHALL BE USED FOR THE EDGE LINES, GORE LINES, AND DIAGONAL LINES ON BITUMINOUS PAVEMENT ONLY.
2. PREFORMED PLASTIC PAVEMENT MARKING LINE SHALL BE USED FOR ALL LANE LINES
3. PREFORMED PLASTIC PAVEMENT MARKING LINE SHALL BE USED ON PCC PAVEMENT.

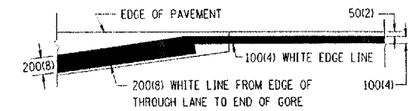


DETAIL "A"

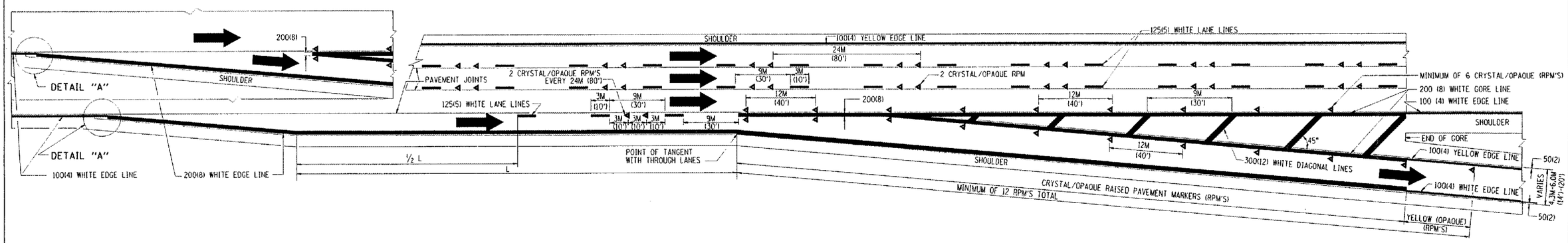


## TYPICAL EXIT RAMP PAVEMENT MARKINGS

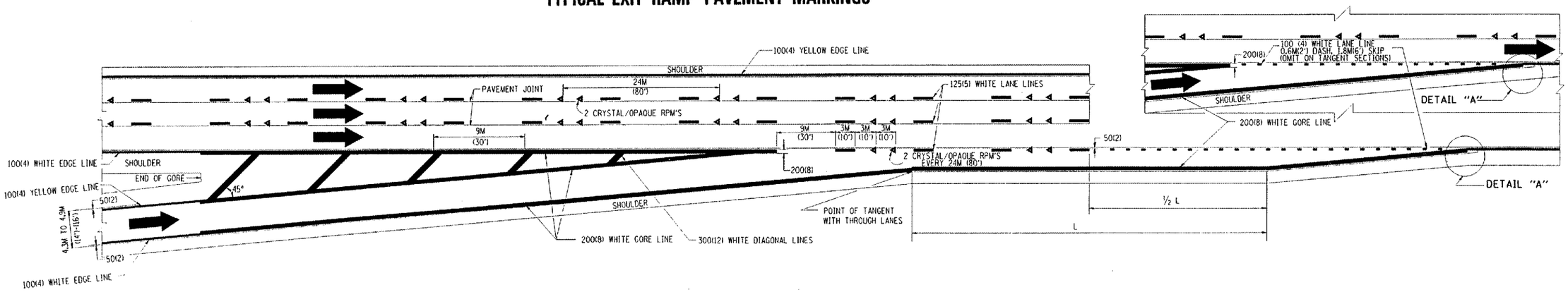


## TYPICAL ENTRANCE RAMP PAVEMENT MARKINGS

| REVISIONS | |
|---|---|
| NAME | DATE |
| DWS | 1/90 |
| DWS | 5/91 |
| AH | 3/96 |
| DWS | 7/96 |

ILLINOIS DEPARTMENT OF TRANSPORTATION

**MULTI-LANE FREEWAY PAVEMENT MARKING DETAILS**

SCALE: NONE — DRAWN BY C.A.D.D.

DATE: 10/18/2002 — CHECKED BY

TC12 SHEET 1 OF 2

REVISION DATE: 01/01/96

DATE TIME: DGN-SPEED: VIEW: