STATE OF ILLINOIS
DEPARTMENT OF TRANSPORTATION

ROUTE NO.	SECTION	COUNTY	TOTAL SHEETS	SHEET NO.
78	(10BR-3)D & 11BR-8	JO DAVIESS	45	30
FED. ROAD DIST. NO. 7		ILLINOIS	FED. AID PROJECT-	

SHEET NO. 3
12 SHEETS

Contract # 64B27

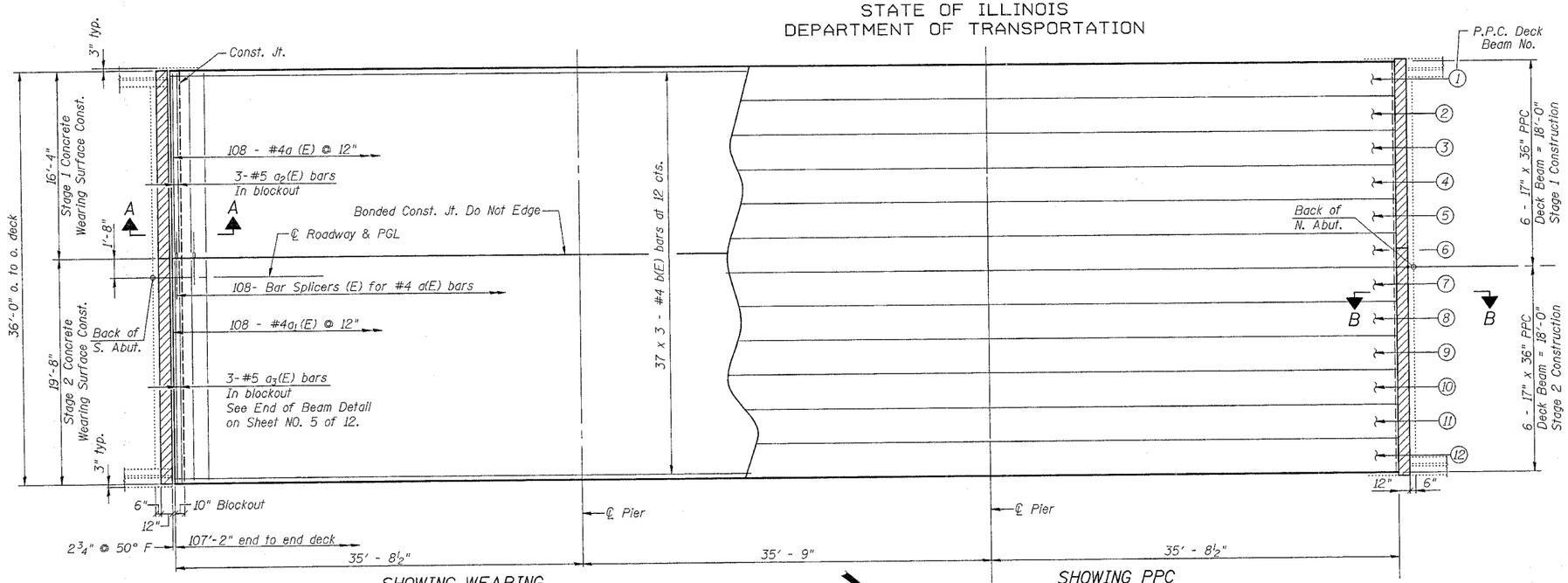

SHOWING WEARING SURFACE REINFORCEMENT

SHOWING PPC DECK BEAMS

PLAN

Notes:
1. Reinforcement bars designated (E) shall be epoxy coated.
2. Bars indicated thus 37 x 3-#4 etc. indicates 37 lines of bars with 3 lengths per line.
3. For PPC Deck Beam Details, see Sheet # 5 of 12.
4. For Section A-A, See Sheet # 10 of 12.
5. For Section B-B, See Sheet # 11 of 12.

CONCRETE WEARING SURFACE BILL OF MATERIAL

Bar	No.	Size	Length	Shape
a(E)	108	#4	16'-7"	
a1(E)	108	#4	19'-11"	
a2(E)	3	#5	16'-1"	
a3(E)	3	#5	19'-5"	
b(E)	111	#4	36'-9"	
Reinforcement Bars, Epoxy Coated			Pound	5580
Concrete Wearing Surface			Sq. Yd.	428.7

MIN. BAR LAP

#4 bar - 1'-8"
#5 bar - 2'-2"

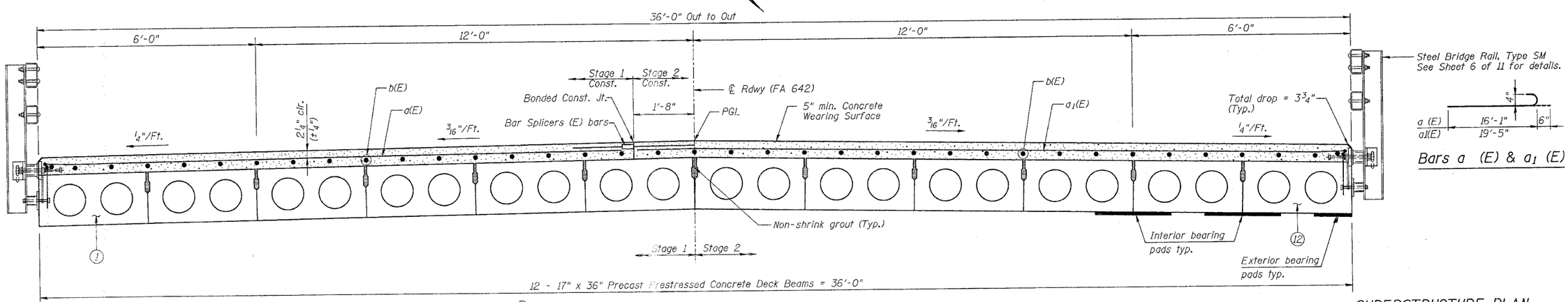

Bars a (E) & a1 (E)

CROSS SECTION
(Looking North)

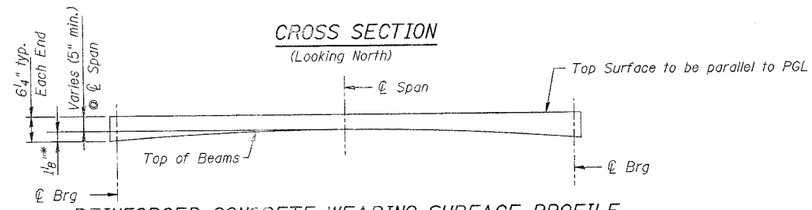

REINFORCED CONCRETE WEARING SURFACE PROFILE

* Theoretical camber to be field verified after beams are in place.

SUPERSTRUCTURE PLAN

IL. RTE.78 OVER
DAVIS CREEK
F.A. 642 SECTION (10BR-3)D & 11BR-8
JO DAVIESS COUNTY
STA. 20+75.37
STRUCTURE NUMBER 043-0042

DATE : 12-21-05

DESIGNED	CQM
CHECKED	EMM
DRAWN	CQM
CHECKED	EMM

- 200

EXAMINED
ENGINEER OF BRIDGE DESIGN

PASSED
ENGINEER OF BRIDGES AND STRUCTURES

default
12/23/2005
10:51:03 AM
R:\structures\IL RTE 78 OVER DAVIS CREEK\SHEETS FILE DAVIS\030C_DECKPLAN.dgn