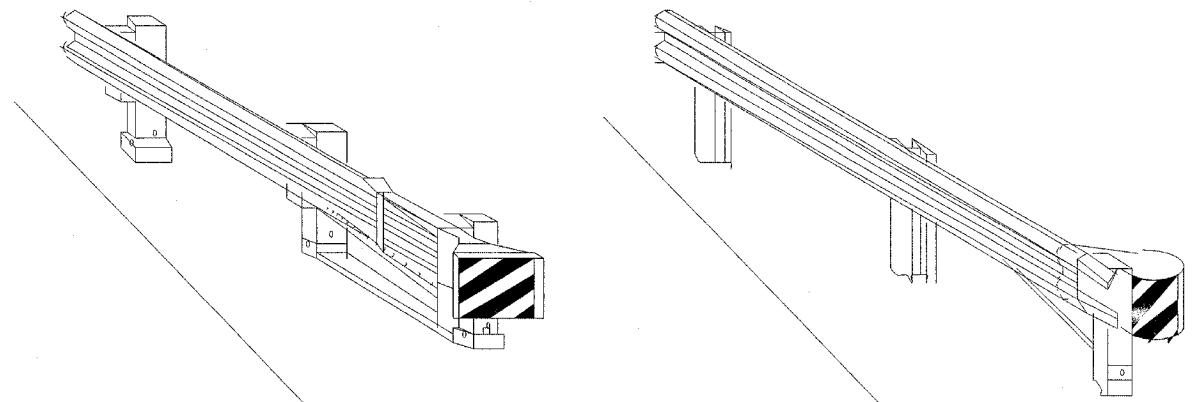
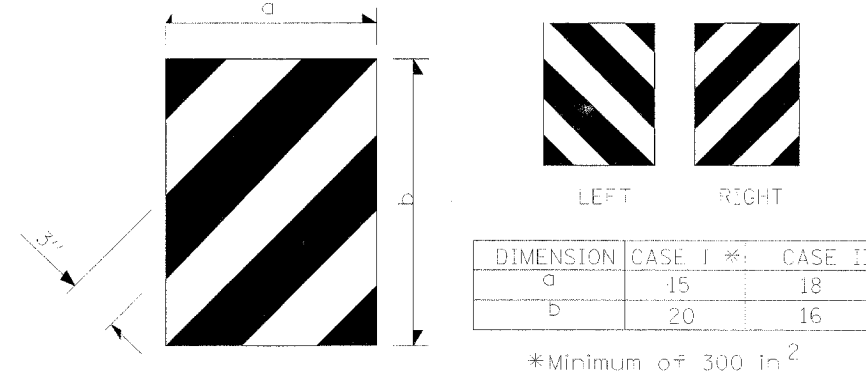


F.A.I. RTE.	SECTION	COUNTY	TOTAL SHEETS	SHEET NO.
80	32-3HBR-1	GRUNDY	88	74
STA.	TO STA.			
FED. ROAD DIST. NO.	ILLINOIS	FED. AID PROJECT		



CASE I

CASE II

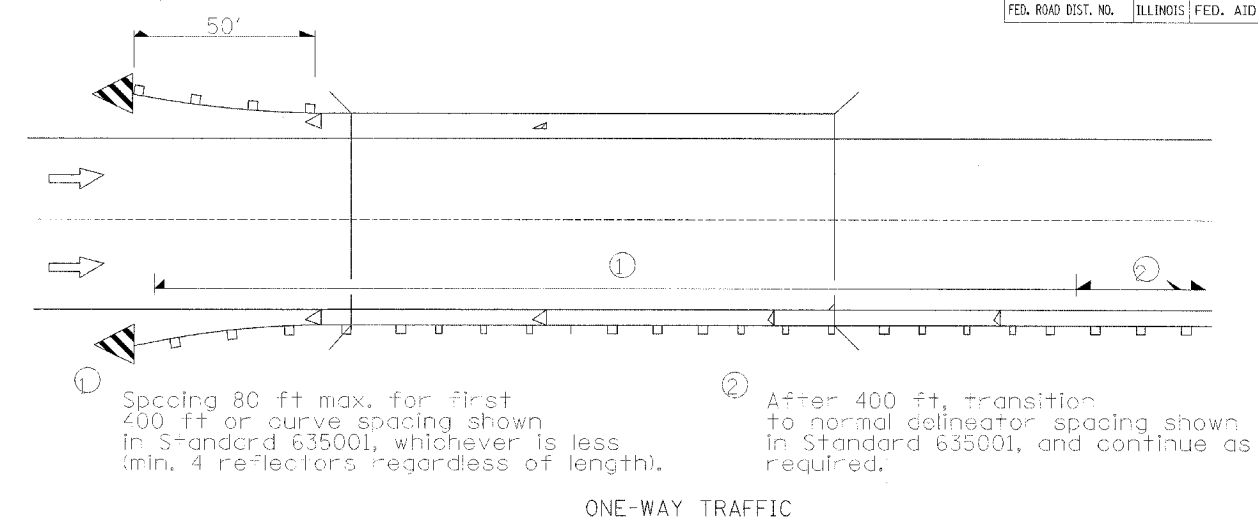


DIMENSION	CASE I *	CASE II
a	15	18
b	20	16

*Minimum of 300 in²

TERMINAL MARKER DETAILS

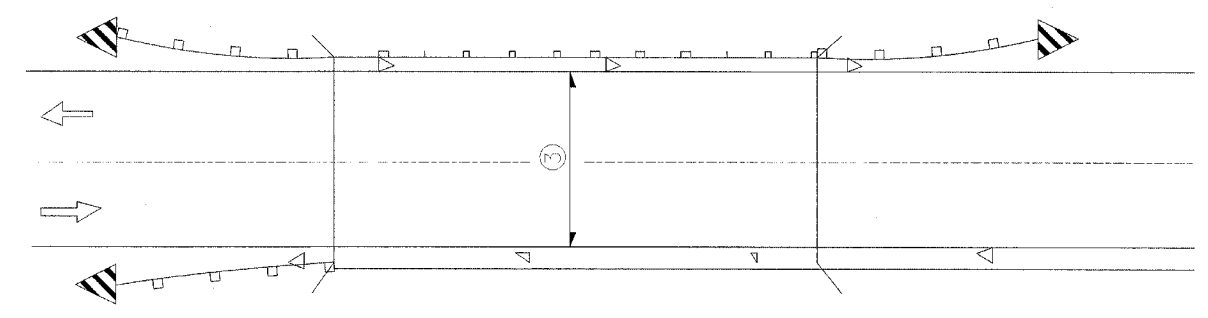
Color: Black / Yellow reflectorized



① Spacing 80 ft max. for first 400 ft or curve spacing shown in Standard 635001, whichever is less (min. 4 reflectors regardless of length).

② After 400 ft, transition to normal delineator spacing shown in Standard 635001, and continue as required.

ONE-WAY TRAFFIC

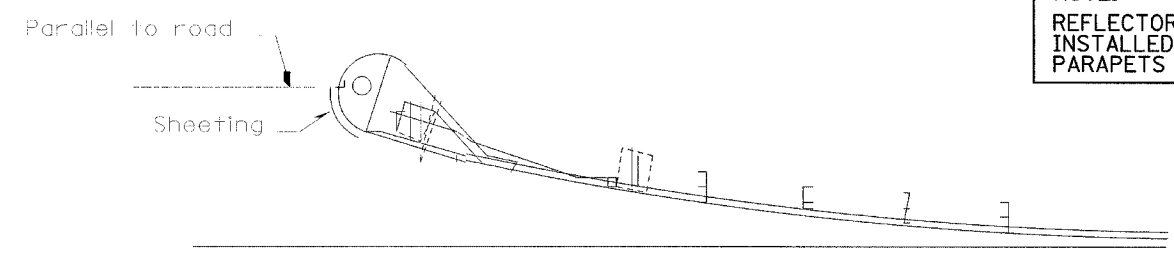


③ Bidirectional silver/silver should be used in lieu of monodirectional silver on both sides of two-lane bridges where the pavement is less than 24" wider than the pavement approaching the bridge.

- ◁ Monodirectional silver
- ◁ Monodirectional amber
- ◁ Terminal Marker - Black/Yellow Left or Right as appropriate

TWO-WAY TRAFFIC

GUARDRAIL / BARRIER WALL / BRIDGE RAIL REFLECTORS



NOTE:
REFLECTORS WILL BE INSTALLED ON PARAPETS ONLY

SHEETING POSITION: CASE II

635-1

REFLECTOR AND TERMINAL MARKER PLACEMENT

REVISIONS	
NAME	DATE

ILLINOIS DEPARTMENT OF TRANSPORTATION
DISTRICT DETAILS
F.A.I. 80 (I-80)
SECTION 32-3HBR-1
GRUNDY COUNTY

DATE: 09/09/05
DRAWN BY: JJO
CHECKED BY: MSW