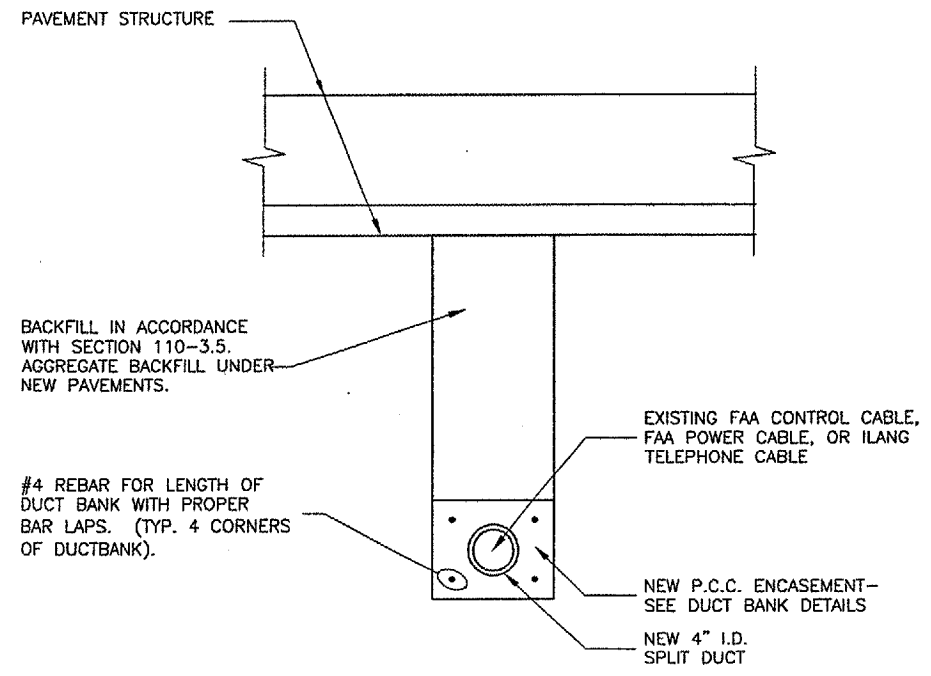
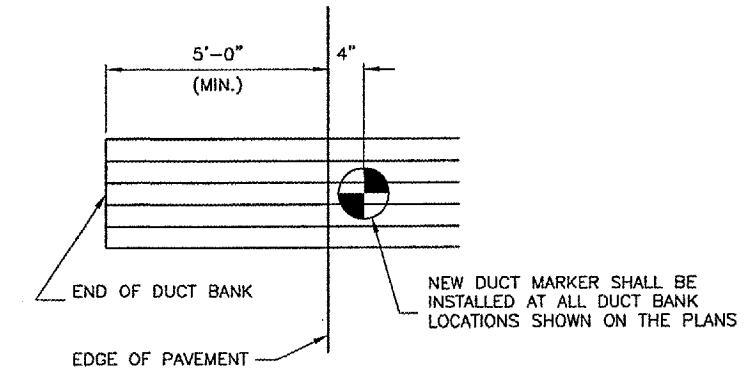
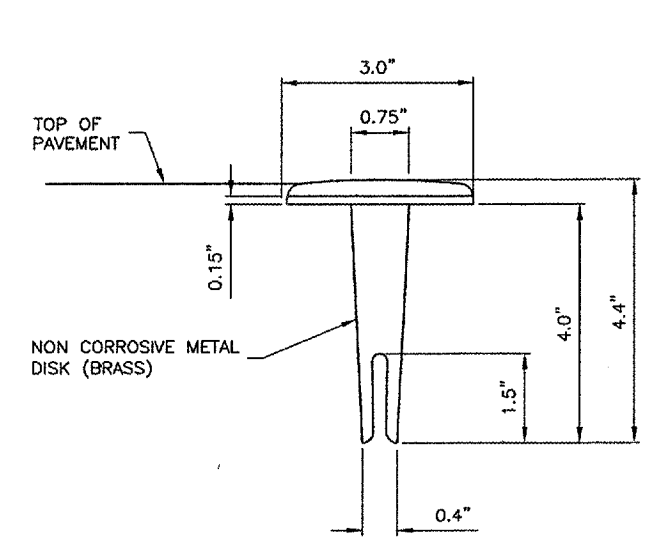
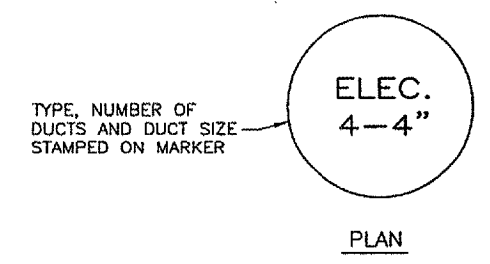


DUCT BANK DETAIL
N.T.S.

- NOTES**
1. DIMENSIONS SHOWN ARE MINIMUM.
 2. TOP OF CONCRETE ENCASUREMENT TO BE NOT LESS THAN 18" BELOW FINISHED SUBGRADE.
 3. DUCT CONCRETE SHALL BE ITEM 610 STRUCTURAL P.C.C. CONCRETE.
 4. ALL DUCT SHALL BE 4" INSIDE DIAMETER.
 5. LOCATIONS SHOWN ARE APPROXIMATE. DUCT BANKS SHALL BE INSTALLED AT LOCATIONS DESIGNATED BY THE ENGINEER.
 6. CONTRACTOR SHALL INSTALL DUCT BANKS AT A DEPTH WHICH WILL NOT CONFLICT WITH ELEVATION SENSITIVE UTILITIES.
 7. A PULL WIRE SHALL BE PROVIDED IN EACH UNUSED CONDUIT. UNUSED DUCT SHALL BE SEALED WITH PVC PLUGS/CAPS TO THE SATISFACTION OF THE ENGINEER.
 8. DUCT BANKS SHALL EXTEND A MINIMUM OF 5' BEYOND THE NEW EDGE OF PAVEMENT.



SPLIT DUCT DETAIL
N.T.S.

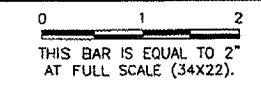


DUCT MARKERS SHALL BE RECESSED AND GROUTED INTO THE PAVEMENTS.

DUCT MARKER DETAILS
N.T.S.

REVISIONS

NUMBER	BY	DATE



SPRINGFIELD AIRPORT AUTHORITY
ABRAHAM LINCOLN CAPITAL AIRPORT
SPRINGFIELD, ILLINOIS
WIDEN TAXIWAY A - CONSTRUCT PERIMETER ROAD
DUCT BANK DETAIL

© Copyright CMT, Inc.
CMT
 CRAWFORD, MURPHY & TILLY, INC.
 CONSULTING ENGINEERS
 License No. 184-000618

DESIGN BY:	RLV
DRAWN BY:	DPA
CHECKED BY:	RW
APPROVED BY:	RW
DATE:	1/23/06
JOB No:	0503507
IL PROJ. NO.	SPI-3555
AIP PROJ. NO.	3-17-0096-44
SHEET	59 OF 83 SHEETS