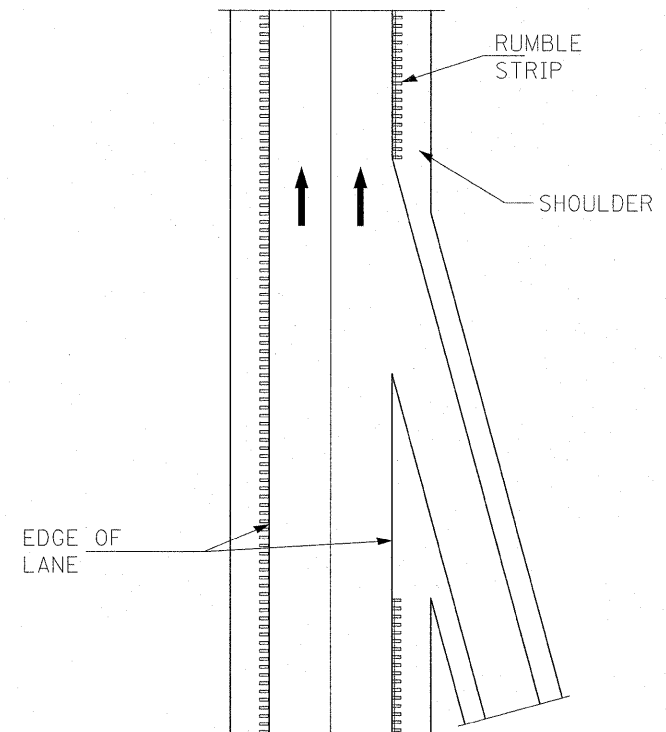


**RUMBLE STRIPE  
EXPRESSWAY DIVIDED**



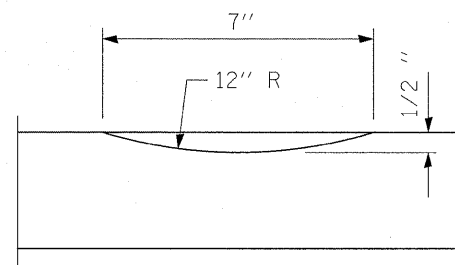
**RUMBLE STRIPE  
ACCELERATION OR DECELERATION LANE**

**GENERAL NOTES**

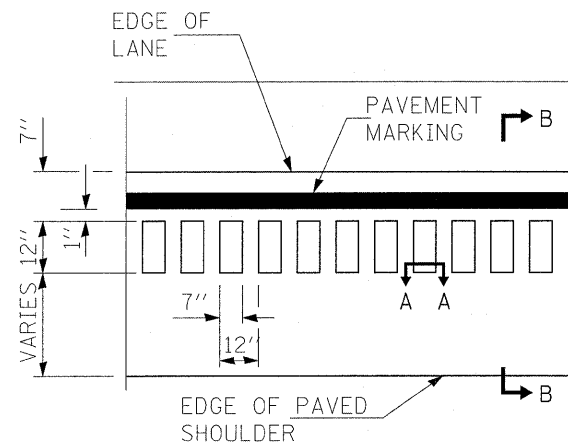
ON PORTLAND CEMENT CONCRETE SHOULDERS, NO SHOULDER RUMBLE STRIPE SHALL BE LOCATED CLOSER THAN 150 mm (6") TO A TRANSVERSE JOINT.

OMIT SHOULDER RUMBLE STRIP ACROSS STRUCTURES.

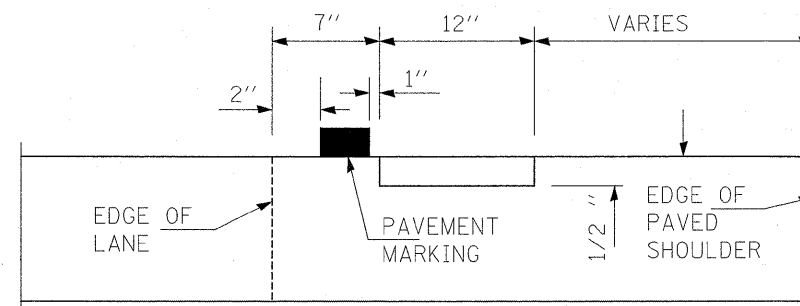
SHOULDER RUMBLE STRIPES TO BE PAID FOR AS SHOULDER RUMBLE STRIP AND THERMOPLASTIC PAVEMENT MARKING - LINE 4"



**SECTION A-A**



**PLAN FOR RUMBLE STRIPE**



**SECTION B-B**

FILE NAME =	USER NAME = qureshye	DESIGNED -	REVISED -	<b>STATE OF ILLINOIS DEPARTMENT OF TRANSPORTATION</b>	<b>SHOULDER RUMBLE STRIPE FOR FREEWAY (INSIDE SHOULDER)</b>				F.A.I. RTE.	SECTION	COUNTY	TOTAL SHEETS	SHEET NO.
ci:\pw_work\pwsdot\qureshye\d0187440\DI11310-shr-plan.dgn	PLOT SCALE = 58.0000' / IN.	DRAWN -	REVISED -						55	*	COOK	197	197
	PLOT DATE = 1/3/2011	CHECKED -	REVISED -		SCALE: SHEET NO. OF SHEETS STA. TO STA.				CONTRACT NO. 60164				
		DATE -	REVISED -		ILLINOIS FED. AID PROJECT				(0102-621, ETC. 0507-635K) RS-3				