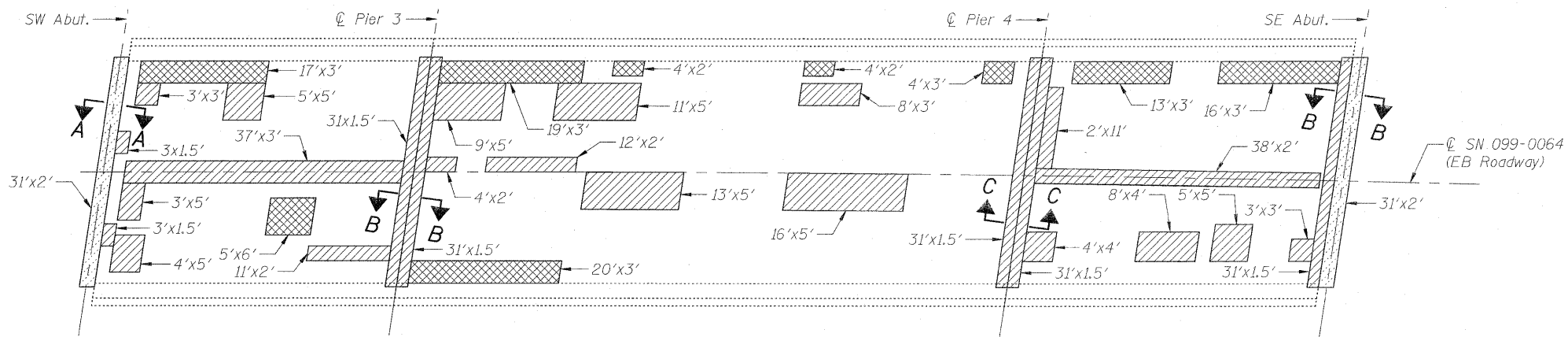




661+00

I-80

662+00



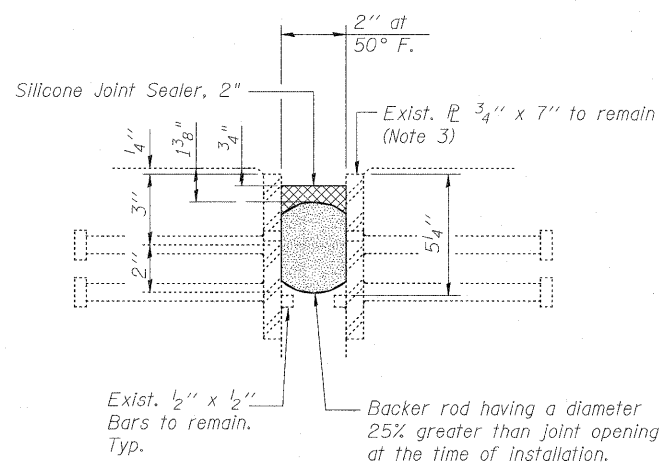
DECK PLAN

BILL OF MATERIAL

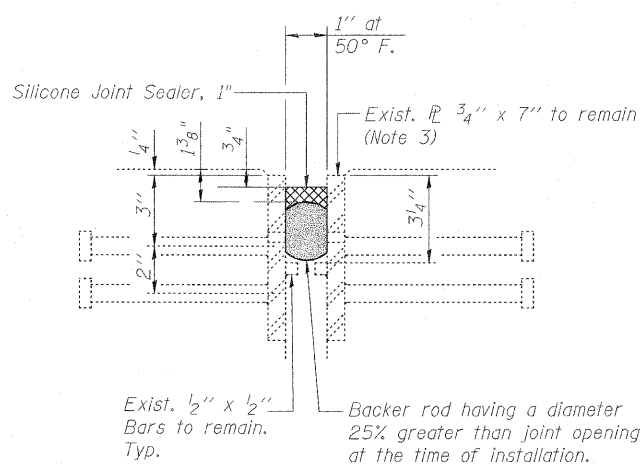
ITEM	UNIT	TOTAL
Approach Slab Repair (Partial Depth)	Sq. Yd.	14
Deck Slab Repair (Full Depth, Type II)	Sq. Yd.	35
Deck Slab Repair (Partial)	Sq. Yd.	103
Silicone Joint Sealer, 1"	Foot	75
Silicone Joint Sealer, 2"	Foot	38
Silicone Joint Sealer, 2 3/4"	Foot	38

LEGEND:

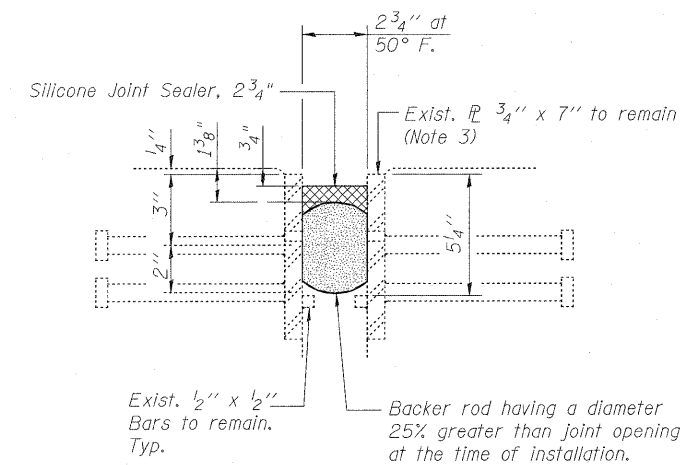
- Deck Slab Repair (Partial)
- Deck Slab Repair (Full Depth, Type II)
- Approach Slab Repair (Partial Depth)



SECTION A-A
(At SW Abutment)

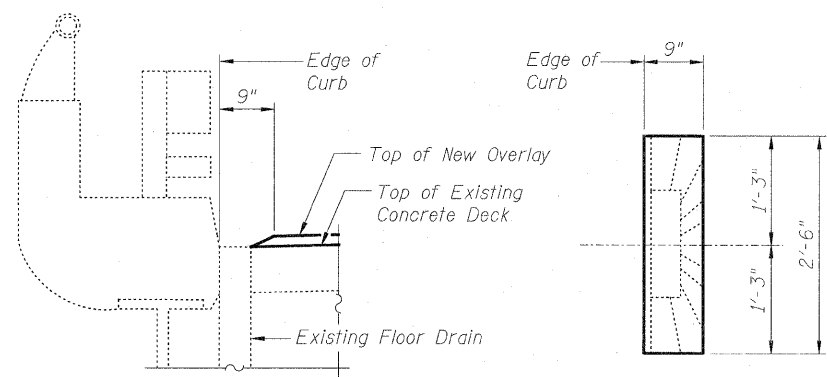


SECTION B-B
(At Pier 3, and SE Abutment)

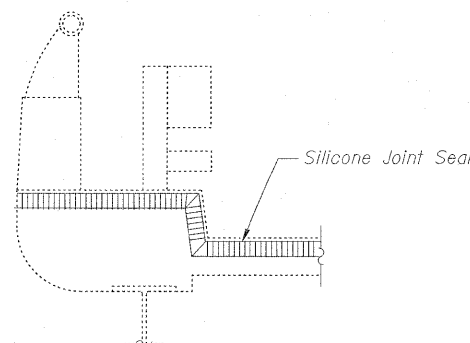


SECTION C-C
(At Pier 4)

DECK EXPANSION JOINT DETAILS



SECTION AT FLOOR DRAIN
OVERLAY TREATMENT AT FLOOR DRAIN



TYPICAL END OF SEAL TREATMENT

Notes:

1. See General Note 3 on Sheet S1 of S6.
2. Removal and disposal of the existing joint fillers and neoprene seals will be included with the cost of Silicone Joint Sealer, of the size specified.
3. Existing plates to be cleaned prior to installation of backer rod. Cost included with Silicone Joint Sealer, of the size specified.
4. Deck Slab Repair concrete shall be placed up to top of existing waterproofing membrane system. Cost included with Deck Slab Repair, of the type specified.
5. The Contractor shall grind off any existing concrete patches flush with the existing waterproofing membrane system. Cost included with Hot-Mix Asphalt Surface Removal (Deck).

USER NAME = ejaergocglwRdwy_L1sle	DESIGNED - A.Y./L.C.	REVISED -
PLOT CONFIG = PDF(I-BI_TopoGrey_Large).pl	DRAWN - L.C./A.Y.	REVISED -
PLOT SCALE = 1:10	CHECKED - A.Y./R.L.D.	REVISED -
PLOT DATE = 2/8/2011	DATE - 01/21/2011	REVISED -



STATE OF ILLINOIS
DEPARTMENT OF TRANSPORTATION

DECK, APPROACH SLAB, AND EXPANSION JOINT REPAIRS
EASTBOUND I-80 OVER RICHARDS STREET
SN 099-0064

SCALE: SHEET S3 OF S6 STA. TO STA.

F.A.I. RTE.	SECTION	COUNTY	TOTAL SHEETS	SHEET NO.
80	99 (2&3) RS-3	WILL	200	173
FED. ROAD DIST. NO. 1 ILLINOIS FED. AID PROJECT			CONTRACT NO. 60M64	