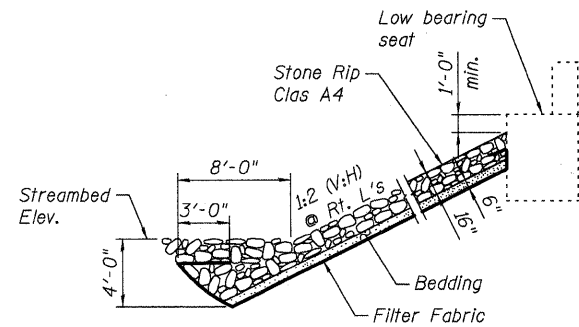
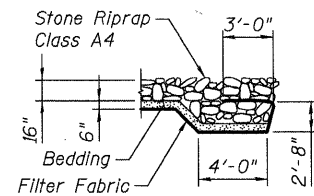


TOTAL BILL OF MATERIAL



SECTION A-A
See Sheet No. 1



SECTION B-B
See Sheet No. 1

Description	Unit	Superstructure	Substructure	North Avenue Retaining Wall	Total
Stone Riprap, Class A4	Sq. Yd.	----	542	----	542
Filter Fabric	Sq. Yd.	----	542	----	542
Structure Excavation	Cu. Yd.	----	691	102	793
Concrete Structures	Cu. Yd.	----	70.2	35.7	105.9
Concrete Encasement	Cu. Yd.	----	7.8	----	7.8
Reinforcement Bars, Epoxy Coated	Pound	----	7,712	4,291	12,003
Bicycle Railing	Foot	----	20	----	20
Furnishing Steel Piles HP 12x53	Foot	----	377	----	377
Driving Piles	Foot	----	50	----	50
Test Pile Steel HP 12x53	Each	----	1	----	1
Pile Shoes	Each	----	3	----	3
Name Plate	Each	----	1	----	1
Concrete Sealer	Sq. Ft.	----	1,966	296	2,262
Geocomposite Wall Drain	Sq. Yd.	----	----	46	46
* Polymer Modified Portland Cement Mortar	Sq. Ft.	----	----	5.6	5.6
* Pedestrian Truss Superstructure	Sq. Ft.	5,280	----	----	5,280
* Porous Granular Embankment, Special	Cu. Yd.	----	----	36	36
* Underwater Structure Excavation Protection - Location 1	Each	----	1	----	1
* Underwater Structure Excavation Protection - Location 2	Each	----	1	----	1
* Underwater Structure Excavation Protection - Location 3	Each	----	----	1	1
* Steel Railing (Special)	Foot	----	----	21	21
* Silicone Joint Sealer	Foot	----	----	11.3	11.3
* Mechanically Stabilized Earth Retaining Wall	Sq. Ft.	----	1,384	----	1,384
* Pipe Underdrain for Structures 4"	Foot	----	----	59	59
* Setting Piles in Rock	Each	----	19	----	19
* Concrete Bridge Rail (Special)	Foot	----	----	14	14

* Denotes a Special Provision

BUILT 201X BY
KANE COUNTY FOREST PRESERVE DISTRICT
& FOX VALLEY PARK DISTRICT
SEC. 05-F3000-06-BT
LOADING H10 & PEDESTRIAN

NAME PLATE
See Std. 515001

GENERAL NOTES


- The Contractor shall obtain a construction permit from the Illinois Department of Natural Resources (IDNR), Office of Water Resources for any temporary construction activity placed in the water except cofferdams. This shall include the placement of material for run-arounds, causeways, etc. Any permit application by the Contractor shall refer to the IDNR permit number _____.
- Layout of the slope protection system may be varied to suit ground conditions in the field as directed by the Engineer.
- The Contractor shall drive test piles to 110% of the nominal required bearing in production locations at substructures specified or approved by the Engineer before ordering the remainder of piles.
- Structural steel shall only be painted for a distance of 10 feet each way from the deck joints. All structural steel shall be cleaned as specified in the Special Provision "Surface Preparation and Painting Requirements for Weathering Steel."
- No field welding is permitted except as specified in the contract documents.
- Reinforcement bars shall conform to the requirements of ASTM A 706 Gr. 60 (IL Modified). See Special Provisions.
- Reinforcement bars designated (E) shall be epoxy coated.
- Concrete Sealer shall be applied to all the exposed areas of the abutments, piers and MSE wall.

INDEX OF SHEETS

- S-01 GENERAL PLAN AND ELEVATION
- S-02 GENERAL NOTES, INDEX OF SHEETS AND BILL OF MATERIAL
- S-03 BRIDGE SECTIONS AND DETAILS
- S-04 OVERLOOK DETAILS
- S-05 FOUNDATION LAYOUT PLAN
- S-06 WEST ABUTMENT
- S-07 EAST ABUTMENT
- S-08 PIER 1
- S-09 PIERS 2 & 3
- S-10 MSE WALL
- S-11 NORTH AVENUE RETAINING WALLS
- S-12 RETAINING WALL DETAILS I
- S-13 RETAINING WALL DETAILS II
- S-14 RETAINING WALL DETAILS III
- S-15 RETAINING WALL DETAILS IV
- S-16 HP PILE DETAILS
- S-17 BICYCLE RAILING DETAILS I
- S-18 BICYCLE RAILING DETAILS II
- S-19 SOIL BORING LOG I
- S-20 SOIL BORING LOG II
- S-21 SOIL BORING LOG III
- S-22 SOIL BORING LOG IV
- S-23 SOIL BORING LOG V
- S-24 SOIL BORING LOG VI

**GENERAL NOTES, INDEX OF SHEETS
and TOTAL BILL OF MATERIAL
BICYCLE BRIDGE OVER FOX RIVER**

DESIGNED -	DLS
CHECKED -	AEU
DRAWN -	AWH
CHECKED -	DLS

 WILLS BURKE KELSEY ASSOCIATES LTD. 116 West Main Street, Suite 201 St. Charles, Illinois 60174 (630) 443-7755	SHEET NO. 2 24 SHEETS	F.A.U RTE.	SECTION	COUNTY	TOTAL SHEETS	SHEET NO.
			05-F3000-06-BT	KANE	58	23
		CONTRACT NO. 63517				
		FED. ROAD DIST. NO.	ILLINOIS	FED. AID PROJECT		

PLOT DATE = 12/28/2019
 FILE NAME = F:\CUBBEL WEST Projects\2019\23148 FoxRt-Phil\Structural\Drawings\02-GenDetail.dgn