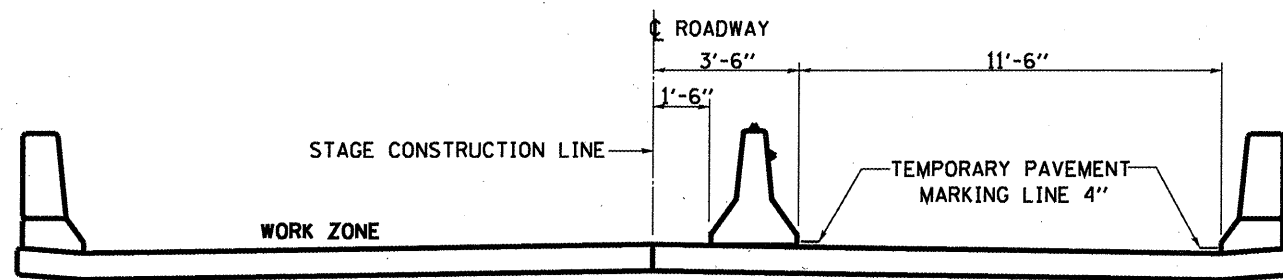
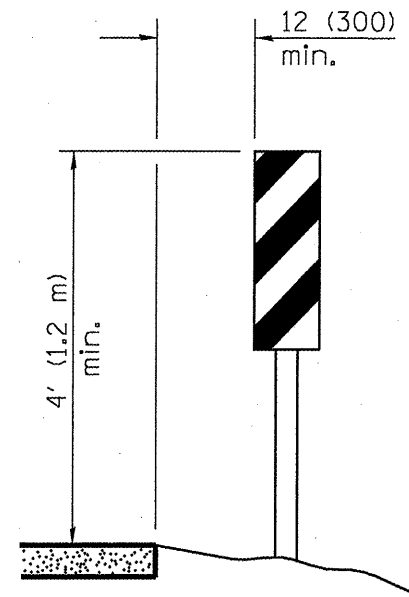


STAGE I
LOOKING EAST



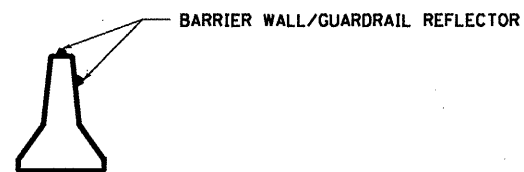
STAGE II
LOOKING EAST



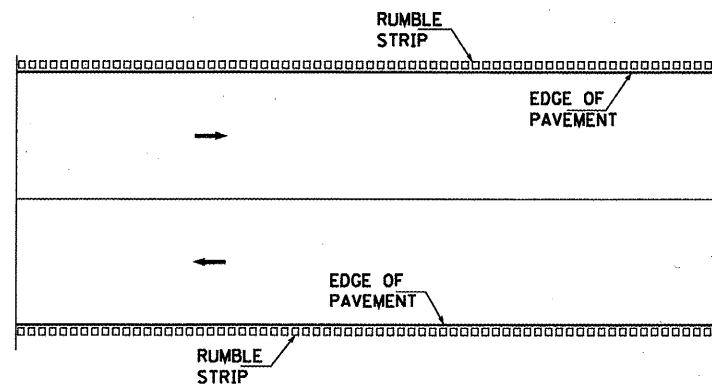
VERTICAL PANELS
(Post mounted, one each side)

TEMPORARY CONCRETE BARRIER	
NORMAL POSTED SPEED	TAPER RATIO
40 mph AND ABOVE	12:1
BELOW 40 mph	8:1

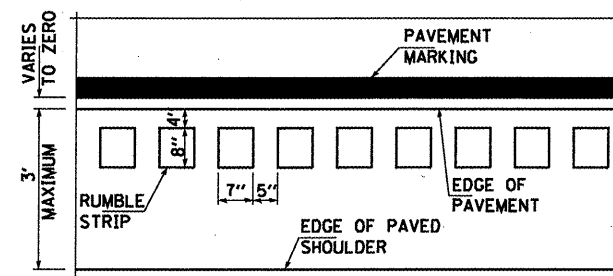
ADVISORY SPEED LIMIT	
NORMAL POSTED SPEED	ADVISORY SPEED
55 - 45 mph	40 mph
40 mph	35 mph
35 - 30 mph	30 mph



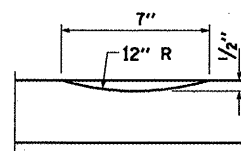
TEMPORARY CONCRETE BARRIER



PLAN



PLAN FOR RUMBLE STRIP



SECTION A-A

GENERAL NOTES

THIS STANDARD IS USED WHENEVER, AT ANY TIME, ANY VEHICLE, EQUIPMENT, WORKERS OR THEIR ACTIVITIES WILL ENCROACH ON ONE LANE OF A BRIDGE, TRAFFIC SIGNALS AND A POSITIVE BARRIER ARE REQUIRED.

TRAFFIC SIGNALS SHALL BE OPERATIONAL ONLY WHEN ALL TRAFFIC CONTROLS ARE IN PLACE. WHEN TRAFFIC SIGNALS ARE NOT IN OPERATION, FLAGGERS SHALL BE USED AND TRAFFIC CONTROL SHALL CONFORM TO TRAFFIC CONTROL AND PROTECTION STANDARD 701201.

TEMPORARY CONCRETE BARRIER SHALL BE ACCORDING TO TRAFFIC CONTROL AND PROTECTION STANDARD 704001.

EXISTING OR TEMPORARY PAVEMENT MARKING SHALL BE ON BOTH SIDES OF THE OPEN LANE FROM STOP BAR TO STOP BAR.

RUMBLE STRIPS REQUIRED ON THE EAST APPROACH TO STRUCTURE "ONLY". COST INCLUDED IN TRAFFIC CONTROL AND PROTECTION, STANDARD 701321 (SPECIAL).

OMIT RUMBLE STRIPS ACROSS STRUCTURES.