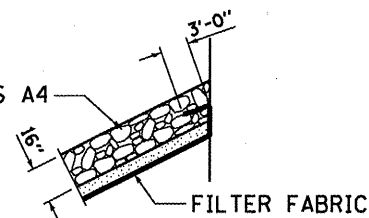
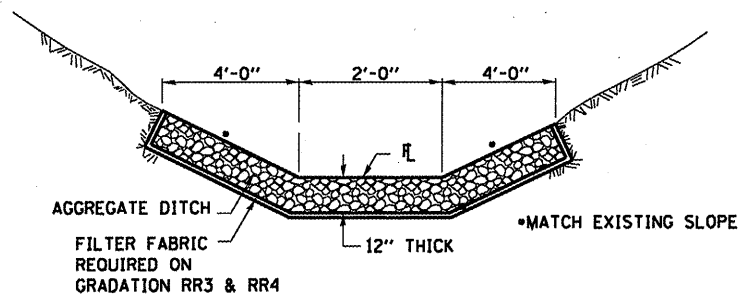


ELEVATION

STONE RIPRAP, CLASS A4



SECTION AT ABUTMENT



AGGREGATE DITCH SECTION

STA. 298+40 TO STA. 300+00 LT.

- (A)** REMOVE EXISTING RIPRAP, FILTER FABRIC AND REGRADE SLOPE, REPLACE FILTER FABRIC, AND RIPRAP W/BEDDING.
- (B)** GRADE EXISTING SLOPE, PLACE FILTER FABRIC AND RIPRAP W/BEDDING.

GENERAL NOTES

Plan dimensions and details relative to existing plans are subject to nominal construction variations. The Contractor shall field verify existing dimensions and details affecting new construction and make necessary approved adjustments prior to construction or ordering of materials. Such variations shall not be cause for additional compensation for a change in scope of the work, however, the Contractor will be paid for the quantity actually furnished at the unit price bid for the work.

All structural steel shall conform to AASHTO Classification M-270 Gr. 36, unless otherwise noted.

Reinforcement bars shall conform to the requirements of ASTM A 706 Gr 60. See Special Provisions.

Reinforcement bars designated (E) shall be epoxy coated.

Prior to pouring the new concrete deck, all heavy or loose rust, loose mill scale, and other loose or potentially detrimental foreign material shall be removed from the surfaces in contact with concrete. Tightly adhered paint may remain unless otherwise noted. Removal shall be accomplished by methods that will not damage the steel and the cost will be included in the pay item covering removal of the existing concrete.

Existing reinforcement bars extending into the removal area shall be cleaned, straightened and incorporated into the new construction. Any reinforcement bars that are damaged during concrete removal shall be replaced with an approved bar splicer or anchorage system. Cost Included with Concrete Removal.

The Contractor shall use extreme care during concrete removal so as not to damage the PPC Deck planks.

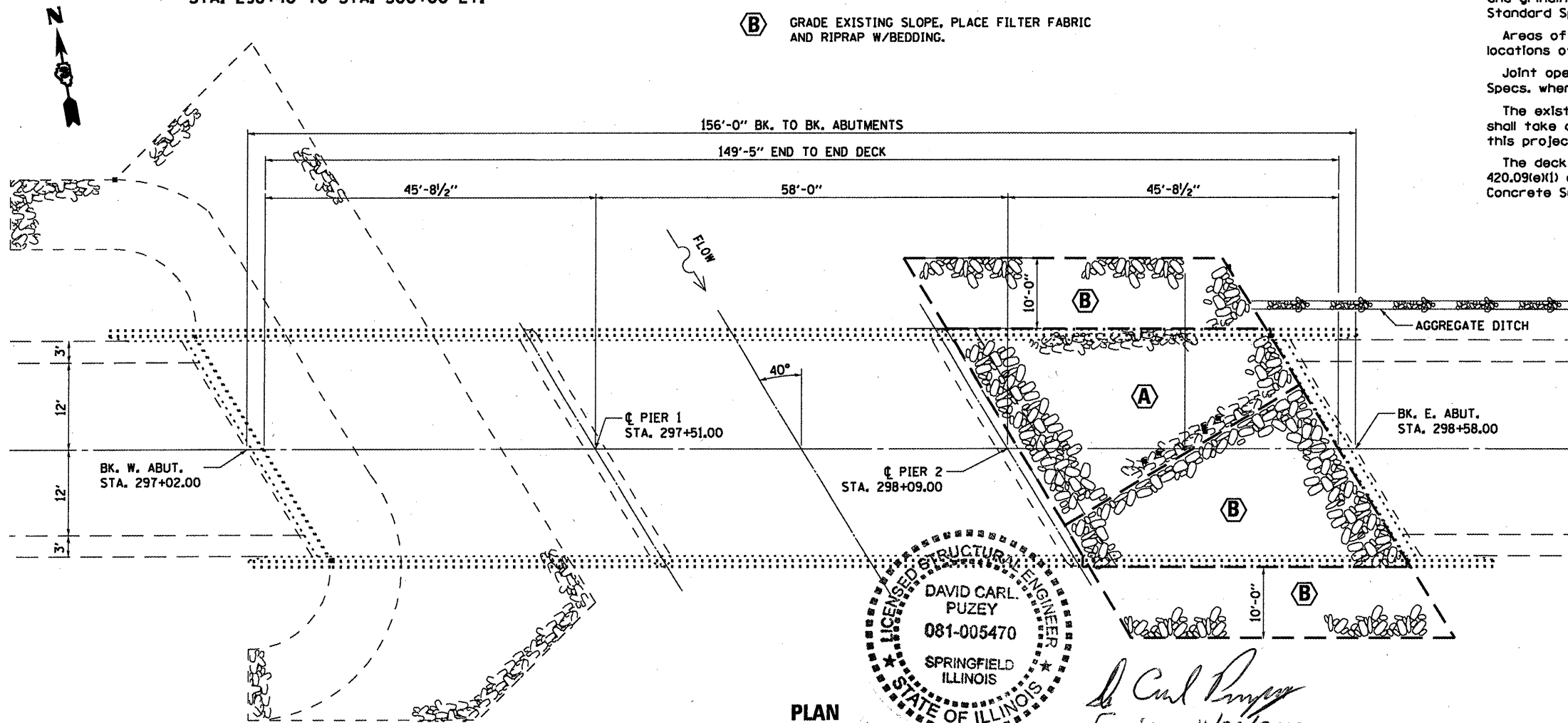
As directed by the Engineer, existing construction accessories welded to the top flange of beams and girders shall be removed. The weld areas shall be ground flush and inspected for cracks using magnetic particle testing (MT) or dye penetrant testing (PT) by qualified personnel approved by the Engineer. Any cracks that can not be removed by grinding 1/4" inch deep shall be identified and reported to the Bureau of Bridges and Structures for further disposition. The cost of removing welded accessories, grinding and inspecting weld areas and grinding cracks will be paid for according to Article 109.04 of the Standard Specifications.

Areas of deck repairs shown are estimated. The Engineer shall show actual locations of deck repairs on As-built Plans.

Joint openings shall be adjusted according to Article 520.04 of the Std. Specs. when the deck is poured at an ambient temperature other than 50° F.

The existing structural steel coating contains lead. The Contractor shall take appropriate precautions to deal with the presence of lead on this project.

The deck surface shall have its final finish tined according to Article 420.09(e)(1) of the Standard Specifications. Cost Included with Concrete Superstructures.



PLAN

DAVID CARL PUZEY
081-005470
SPRINGFIELD ILLINOIS
STATE OF ILLINOIS
LICENSED STRUCTURAL ENGINEER

David Carl Puze
Expires 11/30/2012

TOTAL BILL OF MATERIAL

ITEM	UNIT	SUPER	SUB	TOTAL
DECK SLAB REPAIR (PARTIAL)	SQ YD	50		50
CONCRETE REMOVAL	CU YD	11		11
CONCRETE SUPERSTRUCTURE	CU YD	4.2		4.2
CONCRETE STRUCTURE	CU YD	6.8		6.8
REINFORCEMENT BARS EPOXY COATED	POUND	2100		2100
PREFORMED JOINT STRIP SEAL	FOOT	86		86
BAR SPLICERS	EACH	26		26
STONE RIPRAP, CLASS A4	SQ YD	266		266
FILTER FABRIC	SQ YD	347		347

GENERAL PLAN AND ELEVATION
F.A.S. 2246 (US 6) SECTION (13C-BRI)
BUREAU COUNTY
STA. 297+80.00
S.N. 006-0137

FILE NAME =	USER NAME = woodshenkr1	DESIGNED - RLW	REVISED -
MAIN11-0386A29-details.dgn		DRAWN - RLW	REVISED -
PLOT SCALE = 100.0000' / 1" IN.		CHECKED -	REVISED -
PLOT DATE = Dec 28, 2010 - 07:17:13 AM		DATE -	REVISED -

STATE OF ILLINOIS
DEPARTMENT OF TRANSPORTATION

TYPICAL SECTIONS

SCALE: _____ SHEET NO. 1 OF 6 SHEETS STA. _____ TO STA. _____

F.A.S. RTE.	SECTION	COUNTY	TOTAL SHEETS	SHEET NO.
2247	(13C-BRI)	BUREAU	14	9
			CONTRACT NO. 66A29	
ILLINOIS FED. AID PROJECT				