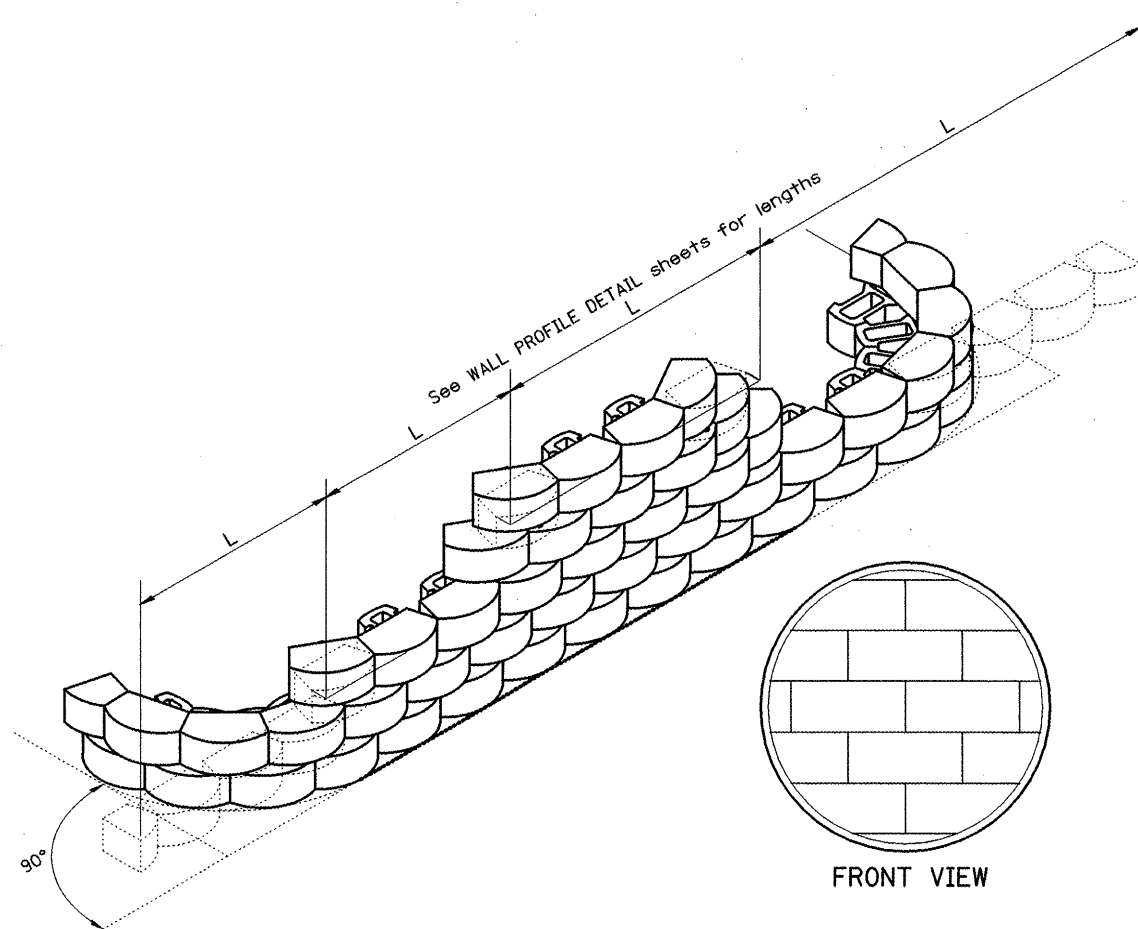
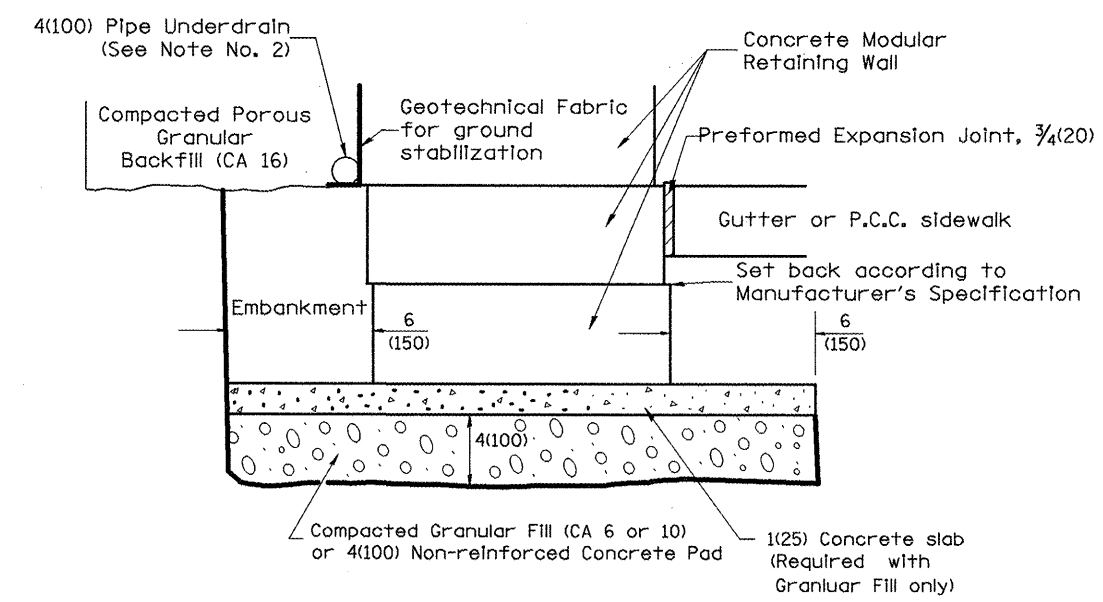
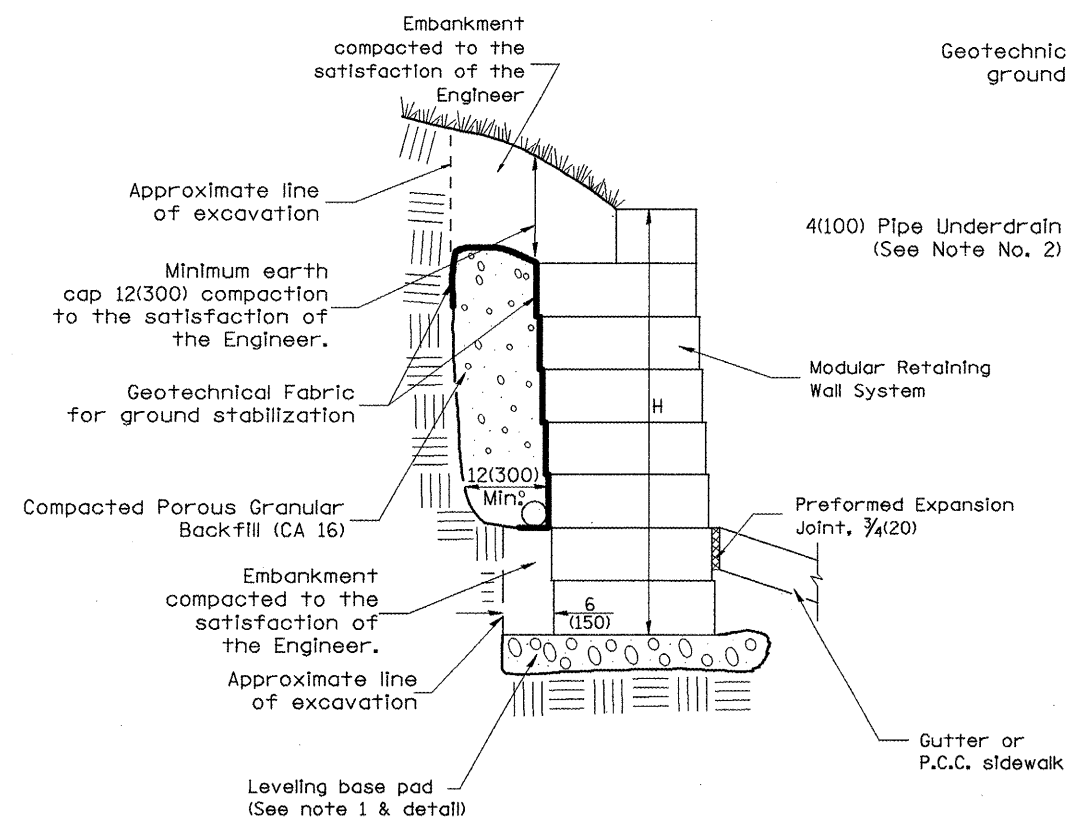


**DESIGNER NOTES:**  
 1. Use in conjunction with Special Provisions for Modular Retaining Wall System, with name of three systems specified.  
 2. Use in conjunction with Special Provisions for Pipe Underdrains, CA 16, without Fabric Envelope.

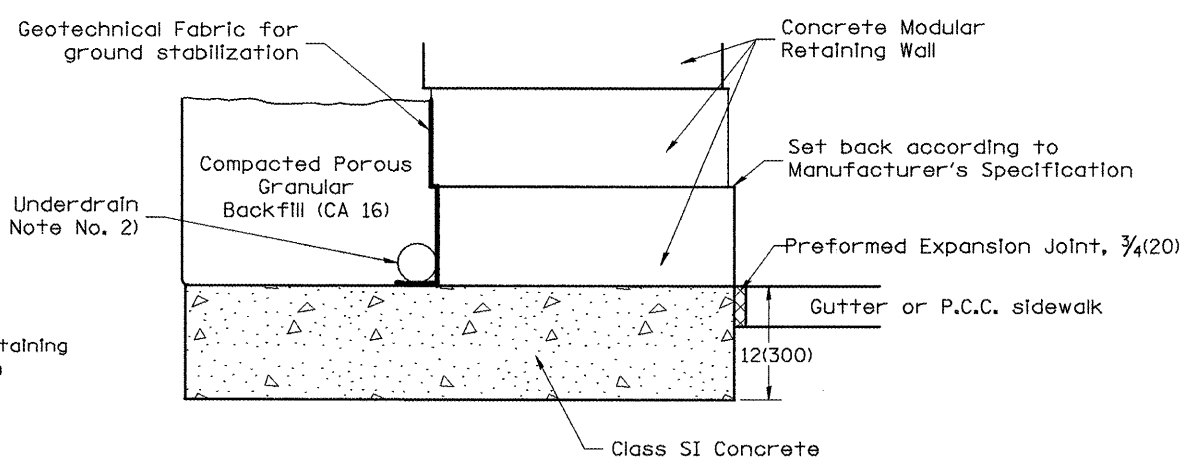


**INSTALLATION OF COURSES IN RUNNING BOND**

- NOTES:**
- At the Contractor's option the portion of the stone wall below top of sidewalk elevation may be constructed with class SI concrete. The width shall match the width of the modular block plus the 12(300) maximum trench.
  - 4(100) Pipe Underdrains shall outlet into inlets or storm sewer.
  - Pipe drains and pipe underdrains shall meet the requirements of the applicable portions of section 601 of the Standard Specifications.
  - Preformed expansion joint filler shall be placed between the gutter or sidewalk and the wall.
  - The geotechnical fabric shall meet the requirements of the applicable portions of Sections 210 and 1080 of the Standard Specifications.



**LEVELING BASE PAD DETAIL**



**LEVELING BASE PAD CONCRETE ALTERNATE (See Note 1)**

All dimensions are in inches (millimeters) unless otherwise noted.

01-01-97	RENUM. L-5.05, NEW REVISION BOX, REVISED	T.P.
10-16-06	REVISED TO 2007 SPEC.	M.A.

**STATE OF ILLINOIS  
DEPARTMENT OF TRANSPORTATION**

**MODULAR RETAINING WALL SYSTEM DETAIL**

NOT TO SCALE

CADD STD. 660101-D4

F.A. RTE.	SECTION	COUNTY	TOTAL SHEETS	SHEET NO.
685	(118)BR-1	MCDONOUGH	43	41
CONTRACT NO.				
FED. ROAD DIST. NO. ILLINOIS FED. AID PROJECT				