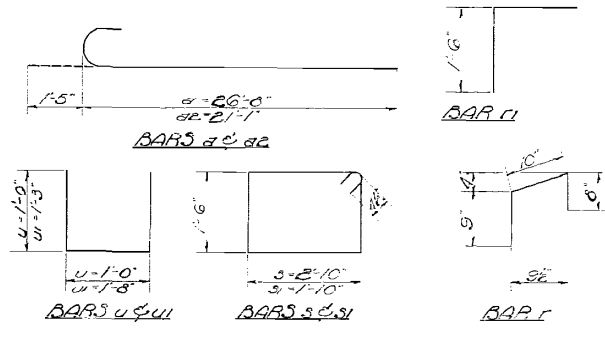
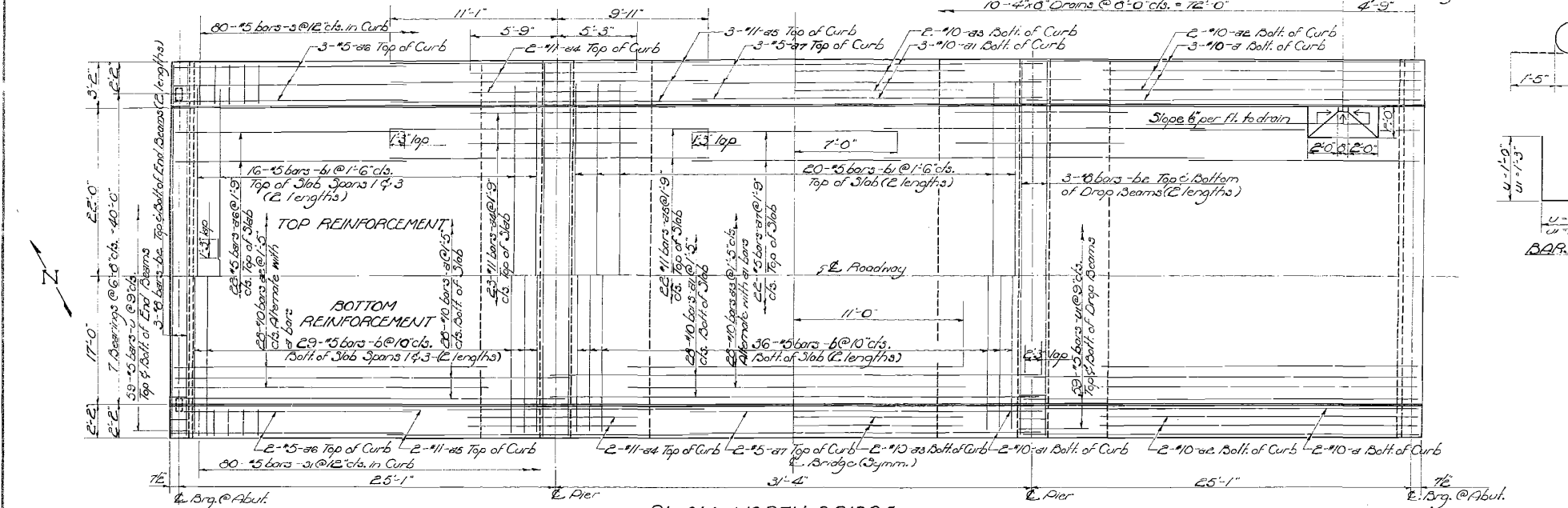
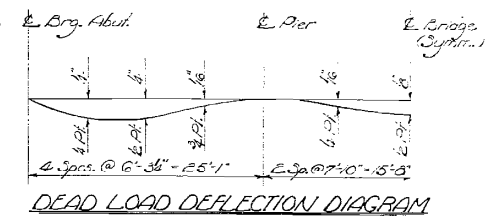
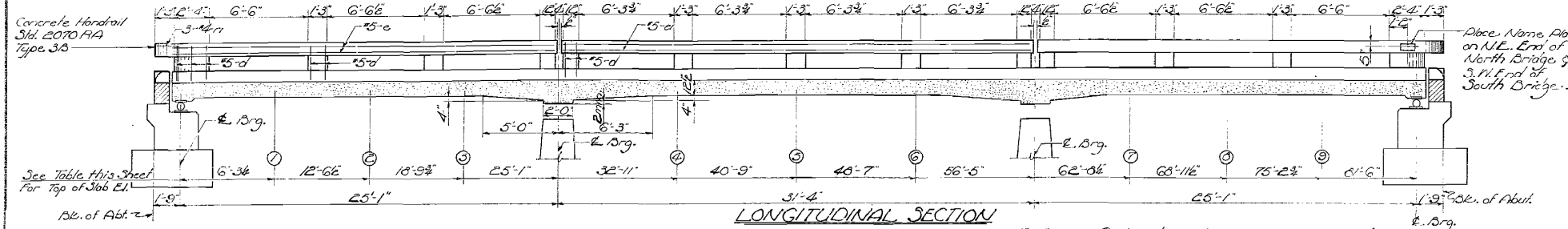


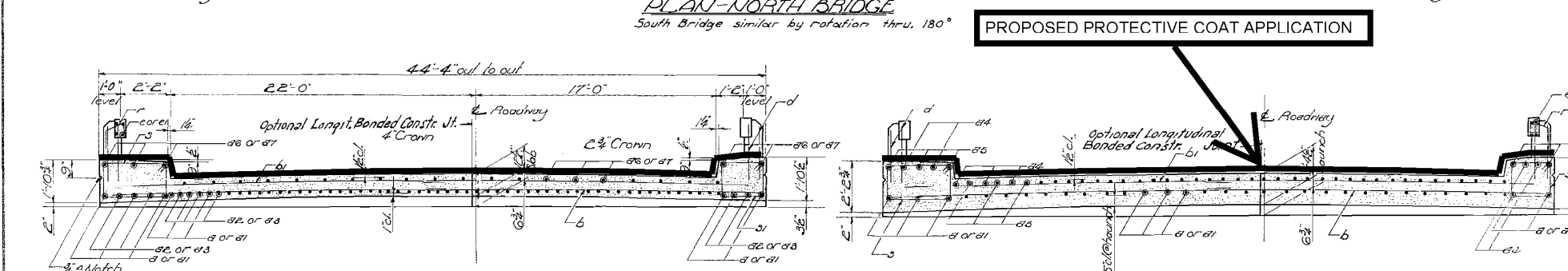
STATE OF ILLINOIS
DEPARTMENT OF PUBLIC WORKS & BUILDINGS
DIVISION OF HIGHWAYS

PROJECT NO.	SECTION	COUNTY	SHEET NO.	SHEET NO.
74	57-17B	MCLEAN	19	6
8 SHEETS				



BILL OF MATERIAL - C BRIDGES

Bar	No.	Size	Length	Splice
4	136	#10	22'-1"	
41	66	#10	33'-6"	
42	124	#10	22'-0"	
43	64	#10	22'-0"	
44	108	#11	11'-0"	
45	108	#11	21'-0"	
46	108	#5	15'-9"	
47	54	#5	14'-0"	
6	376	#5	22'-3"	
61	208	#5	21'-6"	
62	96	#6	23'-0"	
3	160	#5	9'-5"	
21	160	#5	7'-5"	
4	472	#5	3'-0"	
41	472	#5	4'-2"	
0	216	#5	2'-9"	
6	32	#5	25'-6"	
61	16	#5	31'-0"	
7	112	#4	2'-3"	
71	24	#4	3'-0"	
Class A Concrete		Cu. Yds.	334.1	
Handrail Concrete		Cu. Yds.	0.0	
Reinforcement Bars		Lbs.	32,830	
Structural Steel		Lbs.	60,040	
Name Plates		Each	2	



TYPICAL SECTION; FOUR-LANE WITH CURB; DUAL STRUCTURES

Location	E. Abut. (1)	(2)	(3)	E. Pier (4)	(5)	(6)	E. Pier (7)	(8)	(9)	E. Abut. (10)			
Theoretical Elevation	755.75	755.70	755.01	755.05	755.08	755.93	755.97	756.02	756.07	756.10	756.14	756.18	756.22
Theoretical El. + D. Def.	755.75	755.00	755.03	755.06	755.08	755.93	755.98	756.02	756.07	756.11	756.16	756.20	756.22

DESIGNED: Joseph W. Linn
CHECKED: C. W. Sisk
DRAWN: R. W. Sisk
CHECKED: C. W. Sisk

EXAMINED: R. B. Bannister
PASSED: R. B. Bannister
APPROVED: R. B. Bannister

SUPERSTRUCTURE
F.A.I. RT. 74 - SEC. 57-17B
MCLEAN COUNTY
STA. 1512+64