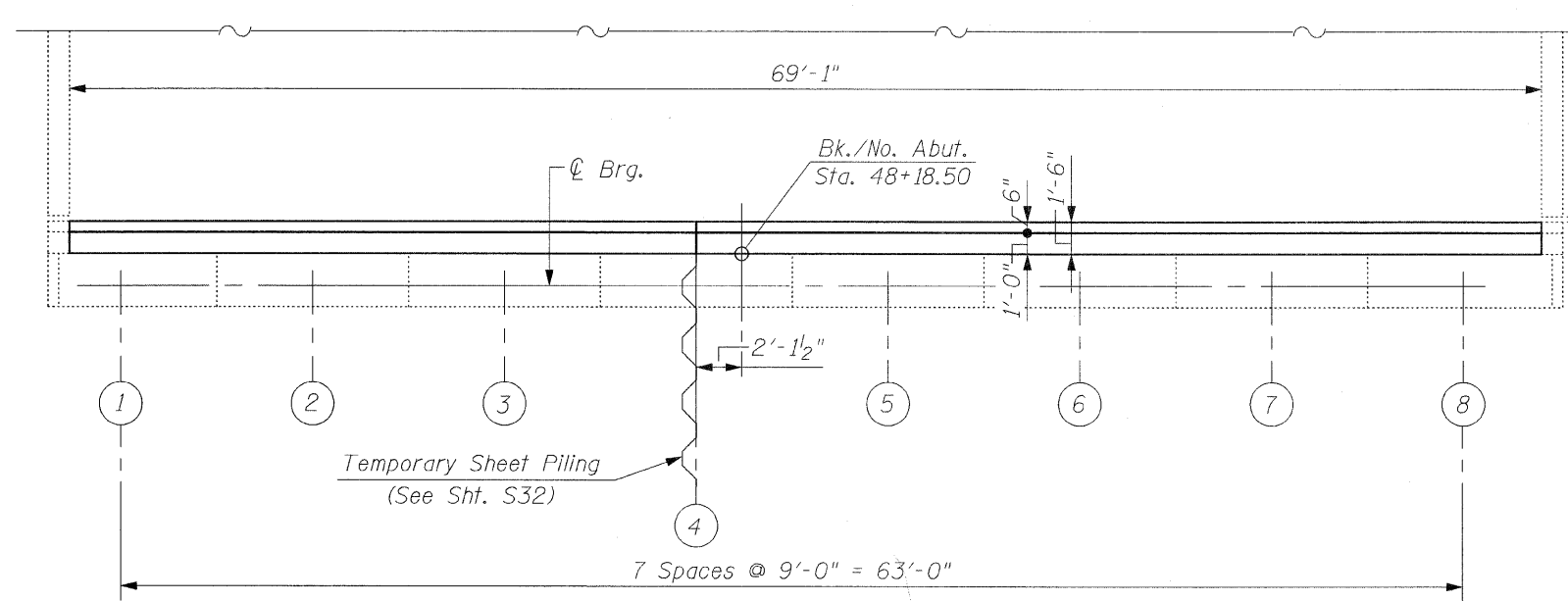


ELEVATION

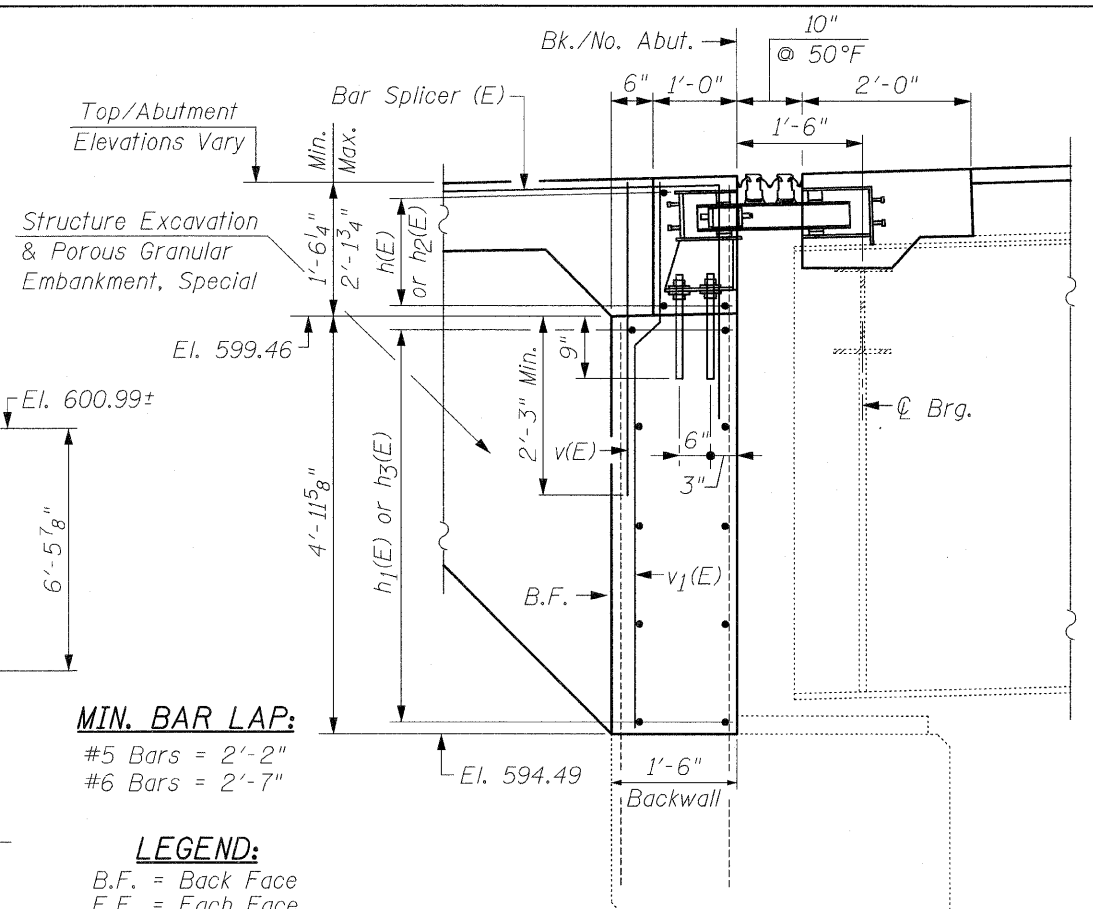


NOTE:
 Bars Indicated Thus 5x2-#5 etc., Indicates
 5 Lines of Bars with 2 Lengths Per Line
 See sheet S35 for Temporary Sheet Piling Details



TOP PLAN
 (Looking North)

NOTE:
 Work this Sheet With Sht. S26



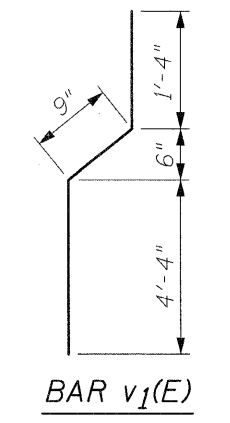
SECTION A-A
THRU NORTH ABUT.
 (Showing Proposed Backwall)

MIN. BAR LAP:
 #5 Bars = 2'-2"
 #6 Bars = 2'-7"

LEGEND:
 B.F. = Back Face
 E.F. = Each Face

BILL OF MATERIAL

Bar	No.	Size	Length	Shape
h(E)	6	#6	21'-0"	—
h1(E)	20	#5	20'-9"	—
h2(E)	3	#6	28'-9"	—
h3(E)	10	#5	28'-9"	—
V(E)	70	#5	4'-2"	—
V1(E)	70	#4	6'-5"	┌
Concrete Removal		Cu. Yd.	24	
Concrete Structures		Cu. Yd.	25	
Bar Splicers		Each	86	
Reinforcement Bars, Epoxy Coated		Pound	1,660	
Porous Granular Embankment, Special		Cu. Yd.	40	
Structure Excavation		Cu. Yd.	40	



FILE NAME = backwall.no.abut.dgn	USER NAME = IDOT	DESIGNED - B.N.S.	REVISED -
		DRAWN - R.E.S./D.L./F.M.	REVISED -
		CHECKED - B.N.S./J.C.N.	REVISED -
		DATE - JANUARY, 2009	REVISED -

STATE OF ILLINOIS
DEPARTMENT OF TRANSPORTATION

BACKWALL DETAILS AT NORTH ABUTMENT
LEMONT ROAD OVER DES PLAINES RIVER
 S.N. 016-2504

F.A.U. RTE. 2612	SECTION 3104 B-1-1-2	COUNTY COOK	TOTAL SHEETS 80	SHEET NO. 63
SCALE: SHEET NO. S27 OF S41 SHEETS		STA.	TO STA.	
FED. ROAD DIST. NO.		ILLINOIS FED. AID PROJECT		

CR & A CHRISTIAN-ROGE & ASSOCIATES, INC.
 ENGINEERS / PLANNERS / SURVEYORS
 211 W. WACKER DRIVE CHICAGO, IL. 60606
 PHONE: (312)372-2023 FAX: (312)372-5274

CONTRACT NO. 60D76