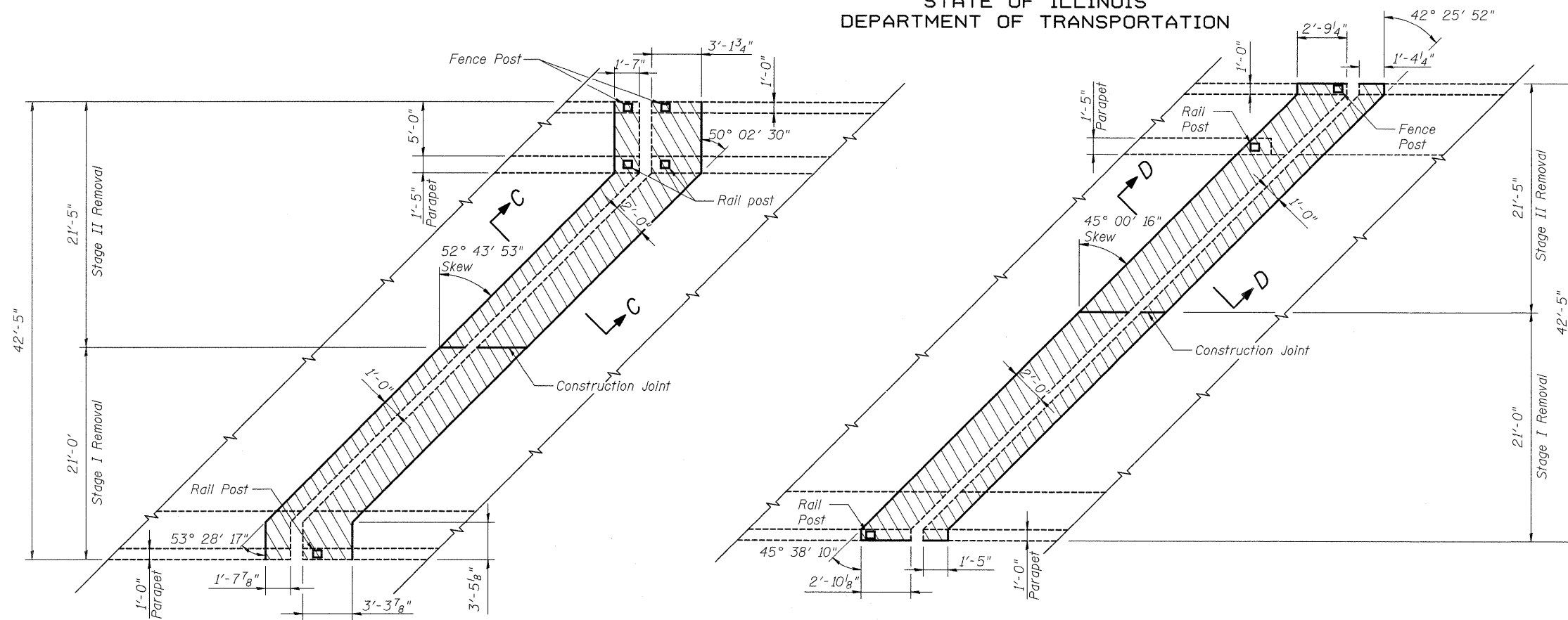


STATE OF ILLINOIS
DEPARTMENT OF TRANSPORTATION

ROUTE NO.	SECTION	COUNTY	TOTAL SHEETS	SHEET NO.	SHEET NO.
FAI 74	*	ROCK ISLAND	246	202	12 SHEETS
FED. ROAD DIST. NO. 7	ILLINOIS	FED. AID PROJECT			

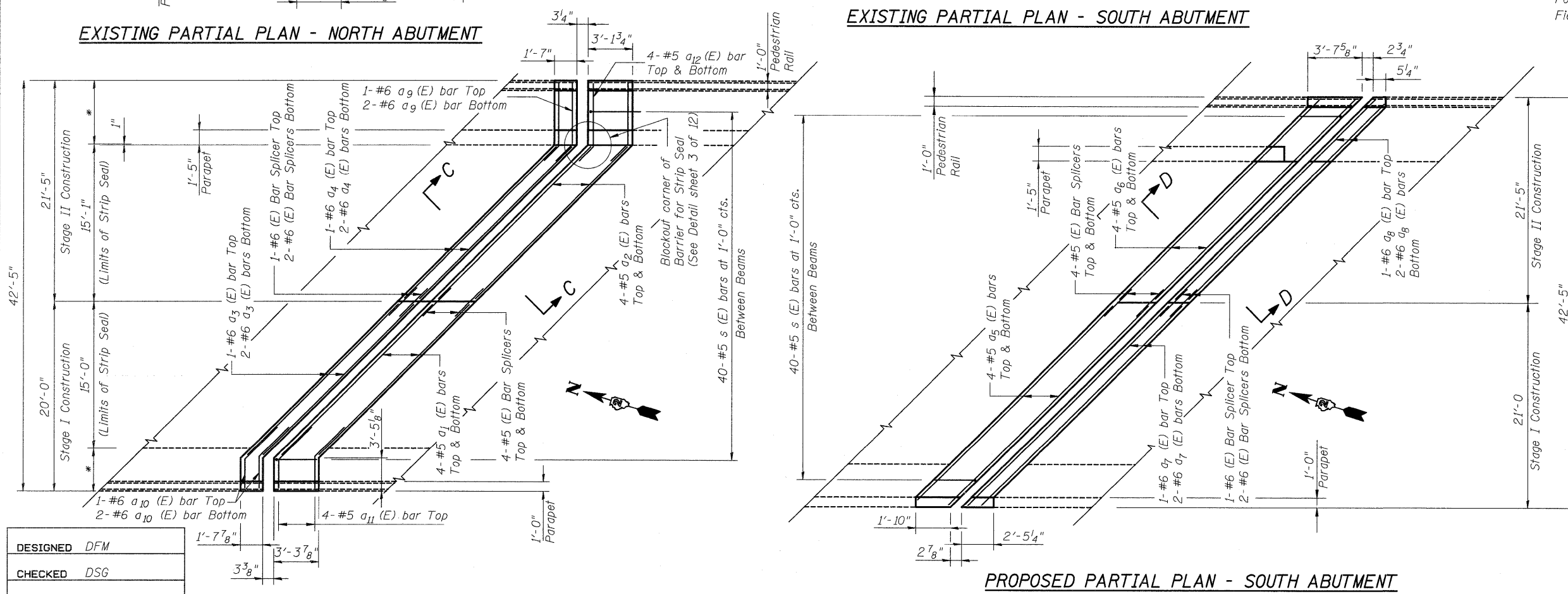
* 81 (1-2, 1, 2-2) RS-1 & M



BILL OF MATERIAL

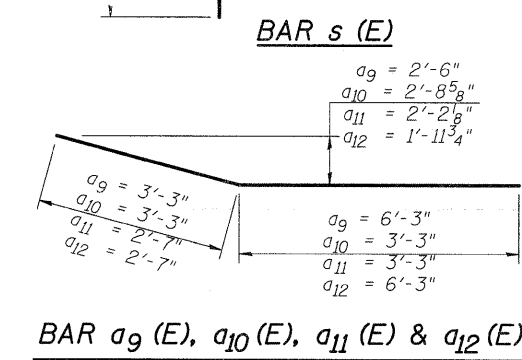
BAR	NO.	SIZE	LENGTH	SHAPE
a ₁ (E)	8	#5	28'-6"	—
a ₂ (E)	8	#5	23'-5"	—
a ₃ (E)	3	#6	28'-7"	—
a ₄ (E)	3	#6	23'-6"	—
a ₅ (E)	8	#5	29'-1"	—
a ₆ (E)	8	#5	29'-0"	—
a ₇ (E)	3	#6	29'-0"	—
a ₈ (E)	3	#6	28'-10"	—
a ₉ (E)	3	#6	9'-6"	—
a ₁₀ (E)	3	#6	6'-6"	—
a ₁₁ (E)	8	#5	5'-10"	—
a ₁₂ (E)	8	#5	8'-10"	—
s (E)	80	#5	2'-3"	—
Reinforcement Bars Epoxy Coated			Pound	1800
Concrete Removal			Cu. Yd.	17.6
Concrete Superstructure			Cu. Yd.	17.6
Bar Splicer			Each	22

For rail and fence post details see sheet 8 of 12.
For bar splicer assembly details see sheet 10 of 12.
For Sections C-C & D-D see sheet 5 of 12.
For parapet reinforcement see sheets 6 of 12 and 7 of 12.
Field cut new bars as required at edge of removal area.



LEGEND

- Concrete Removal
- Concrete Superstructure



DESIGNED	DFM
CHECKED	DSG
DRAWN	EBS
CHECKED	DFM

PROPOSED PARTIAL PLAN - NORTH ABUTMENT

PROPOSED PARTIAL PLAN - SOUTH ABUTMENT

* Limits of Silicone Bridge Joint Sealer and Steel Sliding Plates. See sheet 3 of 12 for Details.

JOINT RECONSTRUCTION DETAILS
N.B. 27TH ST. OVER F.A.I. 74
ROCK ISLAND COUNTY
STRUCTURE NO. 081-0108