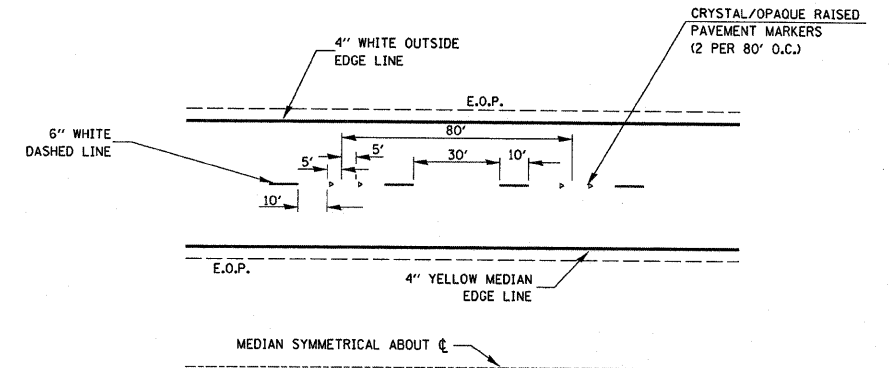
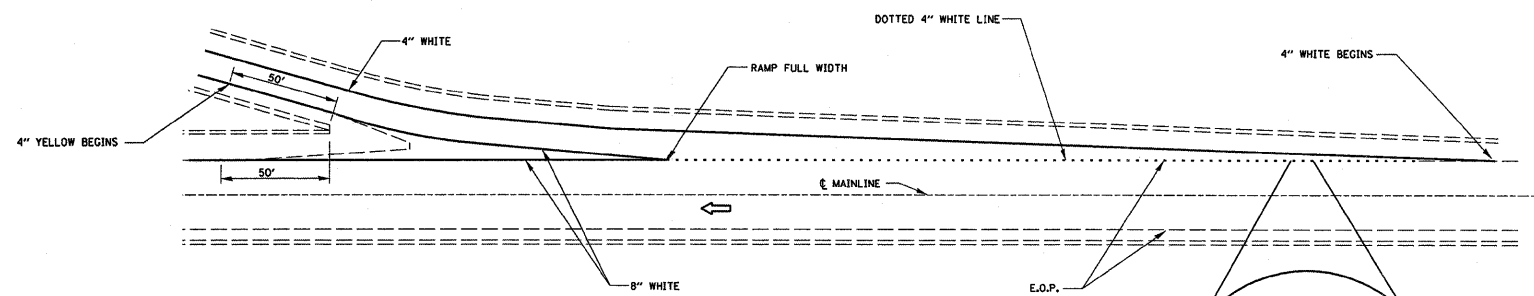


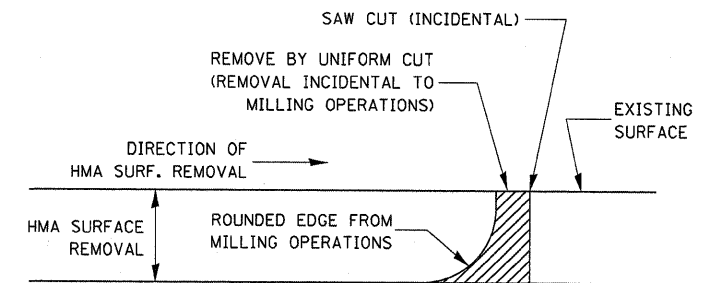
**TYPICAL PAVEMENT MARKING FOR ENTRANCE RAMP TERMINALS**



**TYPICAL PAVEMENT MARKINGS**



**TYPICAL PAVEMENT MARKINGS FOR EXIT RAMP TERMINALS**



**NOTE:**  
 WHEN MILLING OPERATIONS PRODUCE A ROUNDED EDGE, THEN A SAW CUT SHALL BE USED TO MANUFACTURE A PERPENDICULAR EDGE AS SHOWN IN THE DETAIL. THE ENGINEER SHALL BE THE SOLE JUDGE CONCERNING THE USE OF THIS DETAIL.

**HMA DETAIL AT BUTT JOINTS**

FILE NAME =	USER NAME = braboypc	DESIGNED -	REVISED -	<b>STATE OF ILLINOIS DEPARTMENT OF TRANSPORTATION</b>	<b>DETAILS</b>	F-A-1 RTE.	SECTION	COUNTY	TOTAL SHEETS	SHEET NO.	
ci\pw_work\pwr\dot\braboypc\d0123877\d366954--sht-cover.dgn	PLOT SCALE = 50,0000' / IN.	DRAWN -	REVISED -			80	(06-6.71)	BUREAU	8	7	
PLOT DATE = Feb 03, 2009 - 02:21:14 PM	DATE -	CHECKED -	REVISED -			CONTRACT NO. 66954					
		DATE -	REVISED -			FED. ROAD DIST. NO. ILLINOIS FED. AID PROJECT					