

ROUTE NO.	SECTION	CITY/TOWNSHIP	TOTAL SHEETS	SHEET NO.
16-00141-00-BT		EFFINGHAM	96	1
FED. ROAD DIST. NO. #	ALFACR	EST. AND PROJ. DIST.		

BIKE PATH - PAVEMENT MARKING AND SIGNAGE PROJECT

SECTION 16-00141-00-BT

C-97-016-17

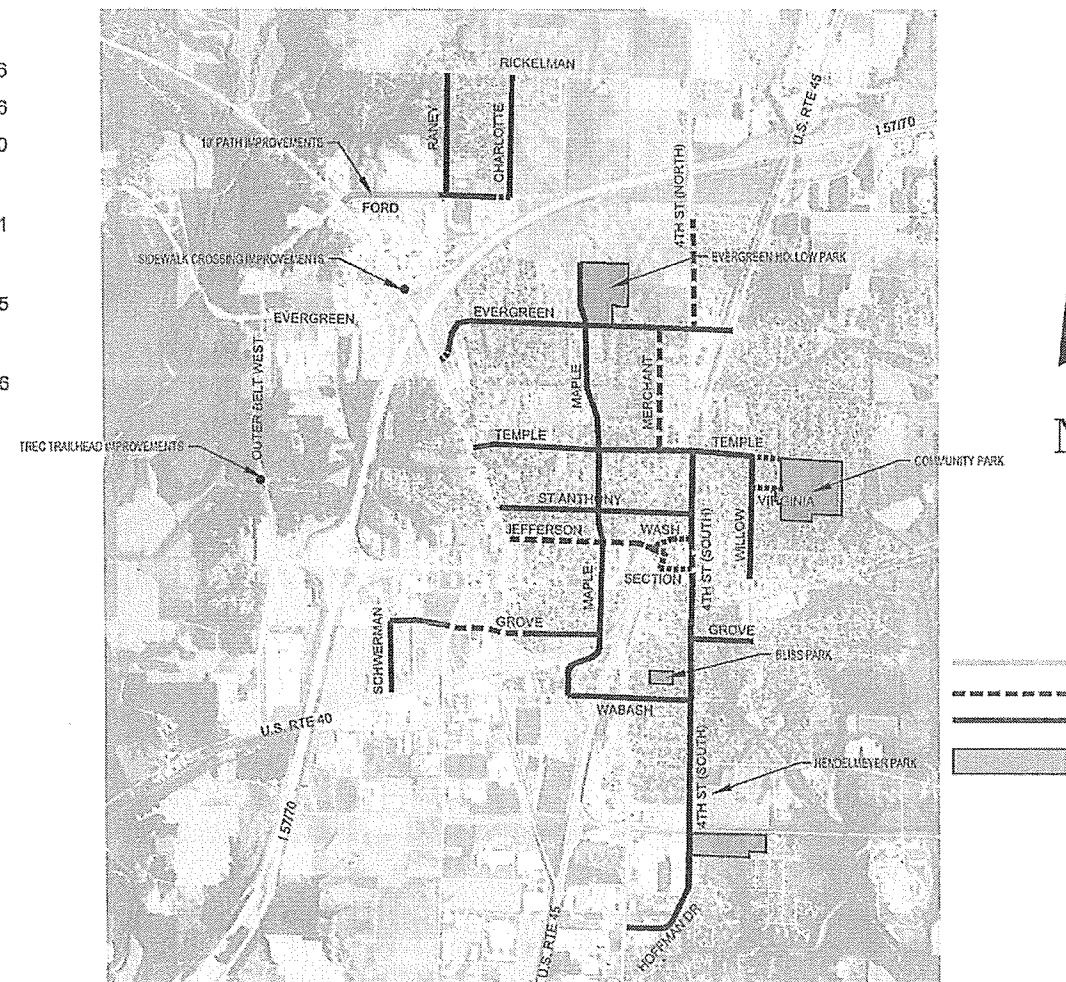
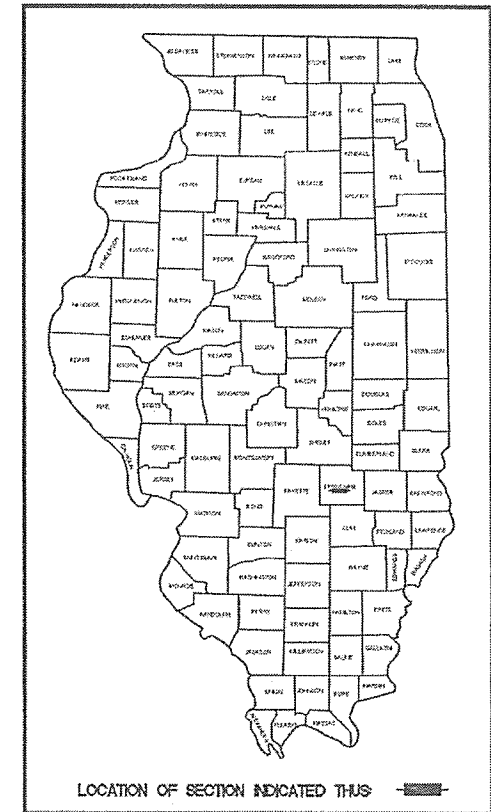
ITEP NO. 741011

PROJECT: 3ES7(838)

CITY OF EFFINGHAM

EFFINGHAM COUNTY, ILLINOIS

- City Administrator - Steve Miller, P.E. - City of Effingham 217-342-5303
- Director of Public Works - Jeremy Heurman, P.E. - City of Effingham 217-342-5303
- Building Official - Michelle Wilkins - City of Effingham 217-342-5300
- Utilities:**
- Water - Brent Stortzum - City of Effingham 217-342-2366
- Street/Sewer - Chris Huelsbusch - City of Effingham 217-342-2366
- Gas - Zack Michael - AmerenCIPS 217-347-3130
1800 Ford Avenue
Effingham, Illinois 62401
- Electric - Jon Tipton - AmerenCIPS 217-347-3141
1800 Ford Avenue
Effingham, Illinois 62401
- Telephone - Wes Chambers - ICTC 217-235-3355
121 South 17th Street
Mattoon, Illinois 61938
- Cable TV - MediaCOM 217-342-6656
710 West Jefferson Avenue
Effingham, Illinois 62401



LOCATION MAP
CITY OF EFFINGHAM
SCALE 1" = 2000'



DESIGN STAGE J.U.L.I.E. DIG NUMBER
DIG # A0180878

J.U.L.I.E.
JOINT UTILITY LOCATION INFORMATION FOR EXCAVATION
1-800-892-0123 OR 811

UTILITY NOTE


THE LOCATIONS OF THOSE BURIED AND ABOVEGROUND UTILITIES SHOWN ARE APPROXIMATE, ARE SHOWN FOR CONTRACTOR INFORMATIONAL USE ONLY, AND ARE NOT TO BE REFERENCED FOR CONSTRUCTION PURPOSES. THE IMPLIED PRESENCE OR ABSENCE OF UTILITIES IS NOT TO BE CONSTRUED BY THE OWNER, ENGINEER, CONTRACTOR, OR SUBCONTRACTORS TO BE AN ACCURATE AND COMPLETE REPRESENTATION OF UTILITIES THAT MAY OR MAY NOT EXIST ON THE CONSTRUCTION SITE. BURIED AND ABOVEGROUND UTILITY LOCATION, IDENTIFICATION, AND MARKING ARE THE SOLE RESPONSIBILITY OF THE CONTRACTOR. REROUTING, DISCONNECTION, PROTECTION, ETC. OF ANY UTILITIES MUST BE COORDINATED BETWEEN THE CONTRACTOR, UTILITY COMPANY, AND OWNER. SITE SAFETY, INCLUDING THE AVOIDANCE OF HAZARDS ASSOCIATED WITH BURIED AND ABOVEGROUND UTILITIES, REMAIN THE SOLE RESPONSIBILITY OF THE CONTRACTOR. CONTRACTOR MUST CONTACT J.U.L.I.E. 48 HOURS PRIOR TO THE BEGINNING OF CONSTRUCTION.

APPROVED Mike Schuchbach
March 10, 2021
CITY MAYOR, CITY OF EFFINGHAM

PASSED March 10, 2021
Tim Demman
DISTRICT SEVEN ENGINEER OF LOCAL ROADS & STREETS

Releasing For Bid Based on Limited Review
March 10, 2021
Jeff Morrison
REGISTERED ENGINEER

STATE OF ILLINOIS
DEPARTMENT OF TRANSPORTATION



PLANS DATED FEBRUARY 25, 2021

MILANO & GRUBLOH ENGINEERS, LLC
114 W. WASHINGTON AVE. | PO BOX 837
EFFINGHAM, IL 62401
Phone: (217) 347-7222 | (630) 677-2714
Email: mge@engr.com | www.mge.com
Design Firm #184-003109

File name: 61331016000.dwg | Title: Sheet.dwg
Plot date: 2/25/2021 14:16

BIKE PATH - PAVEMENT MARKING AND SIGNAGE PROJECT
SECTION 16-00141-00-BT

Michael Tappendorf
Michael Tappendorf
My License Expires 11-30-21

P.E. No. 69073

CONTRACT #95822

ROUTE NO.	SECTION	COUNTY	TOTAL SHEETS	SHEET NO.
S.S.L. F.A.	16-00141-00-BT	EFFINGHAM	96	2
FED. ROAD DIST. NO. 7	ILLINOIS	FED. AID PROJECT-		

CONTRACT #95822

INDEX OF SHEETS

1	TITLE SHEET
2	INDEX OF SHEETS AND STANDARDS
3	GENERAL NOTES, DETAILS, & SCHEDULES
4	MARKING TYPICAL/DETAIL SHEETS
5	SUMMARY OF QUANTITIES SHEETS
6	CALICO TRAILHEAD
7	TRAILHEAD SCHEDULES
8	CALICO TRAIL - LIGHTING DETAILS
9	ALIGNMENT PLAN SHEET
10-12	KELLER DRIVE AND EVERGREEN AVENUE PLANS
13	KELLER DRIVE SCHEDULES
14-16	RANEY STREET - PAVEMENT MARKING
17-19	CHARLOTTE STREET - PAVEMENT MARKING
20-25	FORD AVENUE - PAVEMENT MARKING
26-32	EVERGREEN AVENUE - PAVEMENT MARKING
33-35	FOURTH STREET (NORTH) - PAVEMENT MARKING
36-42	TEMPLE AVENUE - PAVEMENT MARKING
43-47	ST ANTHONY AVENUE - PAVEMENT MARKING
48-51	JEFFERSON AVENUE - PAVEMENT MARKING
52	BANKER STREET - PAVEMENT MARKING
53	WASHINGTON AVENUE - PAVEMENT MARKING
54	SECTION AVENUE - PAVEMENT MARKING
55-56	SCHWERMAN STREET - PAVEMENT MARKING
57-61	GROVE AVENUE - PAVEMENT MARKING
62-72	MAPLE STREET - PAVEMENT MARKING
73-75	MERCHANT STREET - PAVEMENT MARKING
76-78	WABASH AVENUE - PAVEMENT MARKING
79-80	HOFFMAN AVENUE - PAVEMENT MARKING
81-90	FOURTH STREET (SOUTH) - PAVEMENT MARKING
91-92	GROVE AVENUE - PAVEMENT MARKING
93-95	WILLOW STREET - PAVEMENT MARKING
96	VIRGINIA AVENUE - PAVEMENT MARKING

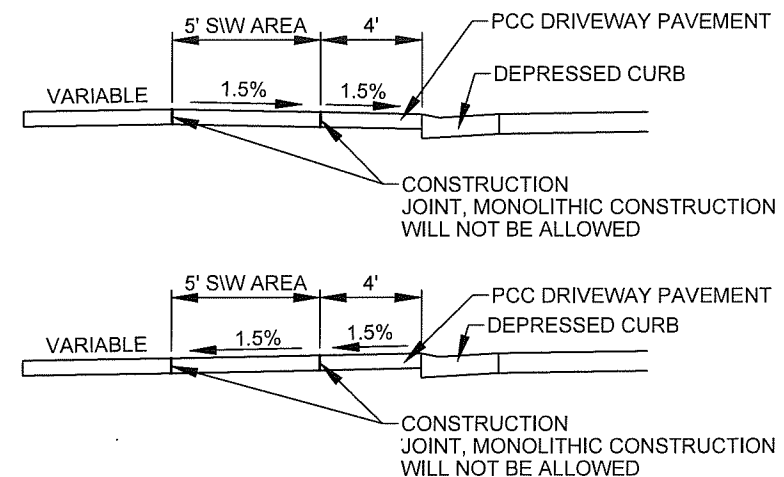
STANDARDS

280001-07	Temporary Erosion Control Systems
420701-03	Pavement Welded Wire Reinforcement
424001-10	Perpendicular Curb Ramps for Sidewalks
424031-02	Median Pedestrian Crossing
604091-04	Frame and Grate Type 24
601001-05	Pipe Underdrains
606001-07	Concrete Curb Type B and Combination Curb and Gutter
701001-02	Off-Road Operations, 2L, 2W, More Than 15' (4.5 m) Away
701006-05	Off-Road Operations, 2L, 2W, 15' (4.5 m) to 24"
701011-04	Off-Road Moving Operations, 2L, 2W, Day Only
701201-05	Lane Closure, 2L, 2W, Day Only, for Speeds ≥ 45 MPH
701301-04	Lane Closure, 2L, 2W, Short Time Operations
701311-03	Lane Closure, 2L, 2W, Moving Operations, Day Only
701501-06	Urban Lane Closure, 2L 2W, Undivided
701801-06	Lane Closure Multilane 1W or 2W Crosswalk or Sidewalk Closure
701901-08	Traffic Control Devices
720001-01	Sign Panel Mounting Details
720011-01	Metal Posts for Signs, Markers, & Delineators
720006-04	Sign Panel Erection Details
780001-05	Typical Pavement Marking
805001-01	Electric Service Installation Details
814001-03	Handholes
825011-04	Lighting Controller Pedestal Mounted, 240V
836001-04	Light Pole Foundation
873001-02	Traffic Signal Grounding and Bonding
876001-04	Pedestrian Push Button Post
878001-11	Concrete Foundation Details
BLR-22-7	Typical Application of Traffic Control Devices for Construction on Rural Local Highways (Two-Lane, Two Way Rural Traffic) (Road Closed to Thru Traffic)

LEGEND

○	IRON PIN FOUND
○ 1/4	1/4" IRON PIN FOUND
○ IP	IRON PIPE FOUND
ON&W	NAIL & WASHER FOUND
ON	NAIL FOUND
OPK	PK NAIL FOUND
ORR	RAILROAD SPIKE FOUND
OT	"T" FENCE POST FOUND
○ X	CHISELED "X" IN CONCRETE FOUND
○ DH	DRILLED HOLE IN CONCRETE FOUND
○	SURVEY DISC FOUND
○	STONE FOUND
☀	TREE (DECIDUOUS)
☀	TREE (EVERGREEN)
⊙	FIRE HYDRANT
⊕	WATER METER
— W —	WATER MAIN (EXISTING)
— W —	WATER SERVICE LINE (EXISTING)
⊗	VALVE (GAS OR WATER)
⊕	GAS METER
— G —	GAS MAIN (EXISTING)
— G —	GAS SERVICE LINE (EXISTING)
□ C	CABLE TV PEDESTAL
— CT —	UNDERGROUND CABLE TV (EXISTING)
⊕ T	TELEPHONE PEDESTAL
⊕ T	TELEPHONE MANHOLE
— T —	TELEPHONE CABLE (EXISTING)
— t —	TELEPHONE SERVICE WIRE (EXISTING)
⊕	POWER POLE
⊕	POWER POLE w/LIGHT
⊕	GUY ANCHOR
⊕	LIGHTPOLE (EXISTING)
⊕	SIDEWALK LIGHT (EXISTING)
⊕ E	ELECTRIC PEDESTAL
— HE —	OVERHEAD ELECTRIC (EXISTING)
— E —	UNDERGROUND ELECTRIC (EXISTING)
L/S	LANDSCAPING
+	STREET SIGN (EXISTING)
+	SIGN (EXISTING)
⊕	FENCE POST
— X —	FENCE

<p>MILANO & GRUNLOH ENGINEERS, LLC 114 W WASHINGTON AVE. PO BOX 857 EFFINGHAM, IL 62401 Phone: (217) 347-7262 (800) 677-2714 Email: mgen@mgengineers.com Web: www.mgengineers.com Design Firm #104-003108</p>	<p>INDEX OF SHEETS AND STANDARDS BIKE PATH - PAVEMENT MARKING AND SIGNAGE PROJECT SECTION 16-00141-00-BT CITY OF EFFINGHAM, ILLINOIS EFFINGHAM COUNTY, ILLINOIS</p>
<p>File name: S:\2016\16000\dwg\Title Sheet.dwg Plot date: 2/25/2021 14:16</p>	



DETAIL OF SIDEWALK THROUGH ENTRANCES

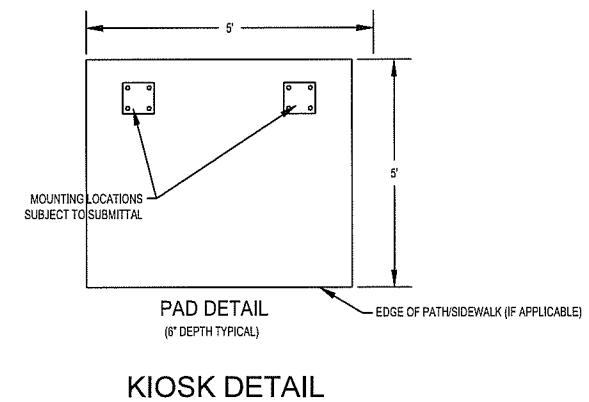
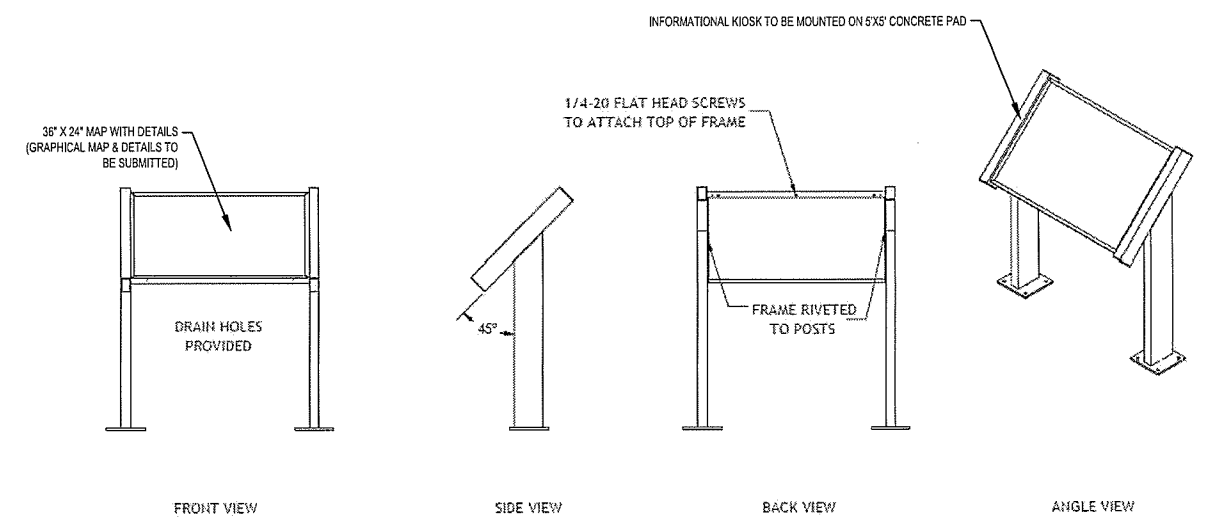
LOCATION	SHEETS	PAVEMENT MARKING AND SIGNAGE						
		THERMOPLASTIC PAVEMENT MARKING - LETTERS AND SYMBOLS	THERMOPLASTIC PAVEMENT MARKING - LINE 4"	MODIFIED URETHANE PAVEMENT MARKING - LETTERS AND SYMBOLS	MODIFIED URETHANE PAVEMENT MARKING - LINE 4"	SIGN PANEL - TYPE 1	TELESCOPING STEEL SIGN SUPPORT	PAVEMENT MARKING REMOVAL (SPECIAL)
		SQ FT	FOOT	SQ FT	FOOT	SQ FT	FOOT	SQ FT
Trailhead Improvements	6-7			5.2	265.7	15.5	31.0	
Keller Dr	8-12							468
Raney Street	19-21	123.2	4,851.0			14.6	58.0	
Charlotte Street	22-24	56.0	1,172.0	100.8	3,274.0	14.6	58.0	
Ford Avenue	25-29			64.0	2,263.0	21.1	58.0	
Evergreen Avenue	31-37			448.0	9,703.0	25.6	88.0	
Fourth Street	38-43	104.0				33.2	63.0	
Temple Avenue	44-49	179.2	5,911.0	282.0	2,082.0	74.1	230.0	67.2
St. Anthony Avenue	50-55	56.0	2,041.0	317.6	4,251.0	23.6	100.0	132.4
Jefferson Avenue	56-59	168.0				31.4	51.0	
Banker Street	60			32.0				
Washington Avenue	61	64.0						
Section Avenue	62	64.0						
Schwerman Street	63-64			56.0	2,467.0	10.3	43.0	
Grove Avenue	65-69			238.4	4,168.0	98.3	258.0	
Maple Street	70-80	78.4	1,770.0	788.0	14,419.0	92.4	296.0	152.4
Merchant Street	81-83	152.0				44.0	83.0	
Wabash Avenue	84-86	166.0	54.0	94.8	1,345.0	77.9	204.0	69.2
Hoffman Avenue	87-88							
Fourth Street	89-98							162.4
Grove Avenue	99-100	22.4	667.0	67.2	1,596.0	14.6	58.0	
Willow Street	101-103							
Virginia Avenue	104	48.0				17.6	34.0	
TOTAL		1,281.2	16,466.0	2,494.0	45,833.7	608.8	1,713.0	1,051.6
USE		1,281.0	16,466.0	2,494.0	45,834.0	609.0	1,713.0	1,052.0

KIOSKS			
STREET	APPROXIMATE STATION	OFFSET	INFORMATION KIOSK
			XX001683 EACH
Trailhead Improvements	417+50	LT	1.0
Grove Avenue	495+10	LT	1.0
Maple Street	331+75	LT	1.0
4TH STREET (SOUTH)	78+25	RT	1.0
Temple Avenue	695+00	RT	1.0
Jefferson Avenue	562+50	RT	1.0
Schwerman Street	311+50	RT	1.0
TOTAL			7.0

- Pavement grades shown are at the top of pavement surfaces, unless otherwise noted in the plans.
- Erosion control measures shall be in accordance with IDOT Specifications. Placement shall be directed by the Engineer.
- All elevations refer to U.S.G.S. mean sea level datum.
- Any reference to a standard in the plans shall be interpreted to mean the edition as indicated by the sub-number listed on Sheet 2.
- Before ordering storm sewers, pipe culverts or pipe drains, the Contractor shall consult the Engineer for exact lengths.
- CURB AND GUTTER, WALKS, SLABS, AND PCC DRIVEWAY PAVEMENT 8"**
 - Concrete curb and gutter shall be in accordance with IDOT Std. Spec. Locate contraction joints at 15 ft on center, unless otherwise shown.
 - Concrete walks, and islands shall be in accordance with IDOT Std. Spec. Unless otherwise shown, locate sidewalk contraction joints at 5 ft on center and expansions joints at 50 ft on center, unless otherwise shown, locate contraction joints in larger slabs at 15 ft intervals in each direction.
- SHARED LANE MARKINGS**
 - If used in a shared lane with on-street parallel parking, Shared Lane Markings should be placed so that the centers of the markings are at least 11 feet from the face of the curb, or from the edge of the pavement where there is no curb.
 - If used on a street without on-street parking that has an outside travel lane that is less than 14 feet wide, the centers of the Shared Lane Markings should be at least 4 feet from the face of the curb, or from the edge of the pavement where there is no curb.
 - If used, the Shared Lane Marking should be placed immediately after an intersection and spaced at intervals not greater than 250 feet thereafter.

8. PROPERTY BOUNDARY INFORMATION


Boundaries shown on plans are for reference only. These are not actual surveyed lines.



<p>MILANO & GRUNLOH ENGINEERS, LLC 114 W WASHINGTON AVE. PO BOX 857 EFFINGHAM, IL 62401 Phone: (217) 347-7262 (800) 677-2714 Email: mgeni@engr.com Web: www.mgeni.com Design Firm #184-003198</p>	<p>GENERAL NOTES, DETAILS & SCHEDULE BIKE PATH - PAVEMENT MARKING AND SIGNAGE PROJECT SECTION 16-00141-00-BT CITY OF EFFINGHAM, ILLINOIS EFFINGHAM COUNTY, ILLINOIS</p>
--	--

ROUTE NO.	SECTION	COUNTY	TOTAL SHEETS	SHEET NO.
S.B.L.	16-00141-00-BT	EFFINGHAM	96	4
F.A.				
FED. ROAD DIST. NO. 7	ILLINOIS	FED. AID PROJECT		


CONTRACT #95822




D11-1
24" x 18"




D11-1bP
24" x 18"



D11-1c
24" x 18"




M6-1
12" x 9"



M6-4
12" x 9"



R3-17bP
24" x 8"




R5-1b



R9-3cP

12" x 18"
12" x 12"



W11-1*
30" x 30"



W11-15*



W11-15P*
(optional)


30" x 30"
24" x 18"




R4-11
30" x 30"



R3-17
24" x 18"



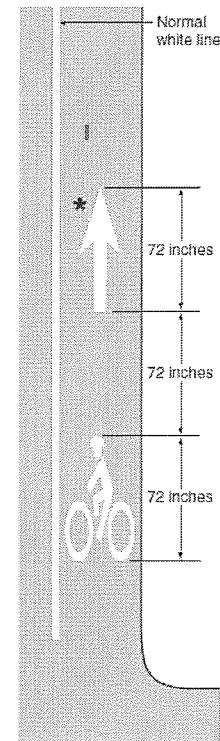
R1-1
30" x 30"



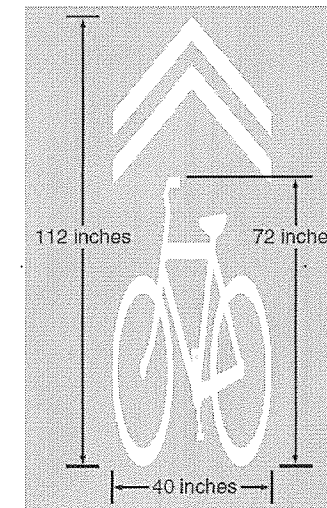
(DESIGNATED "3 FT CLEARANCE" SIGN ON PLANS)
12" x 30"



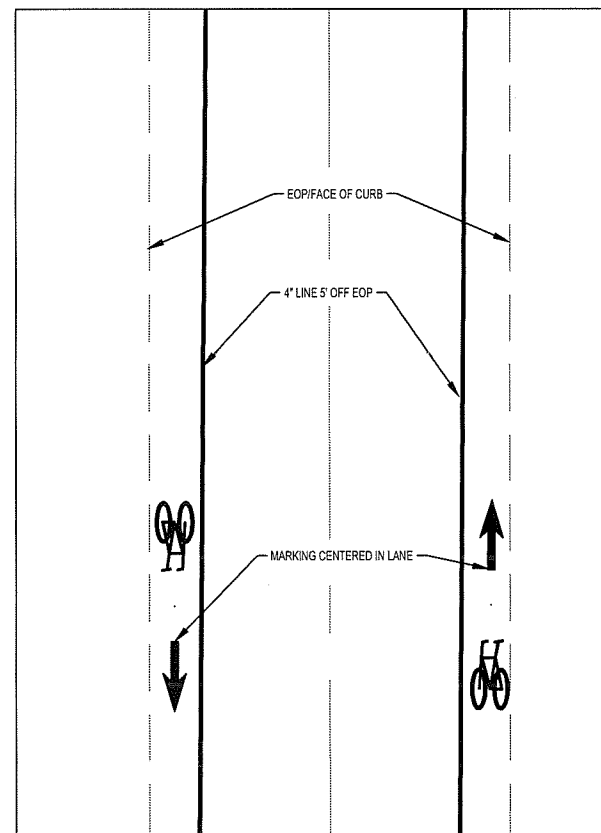
R10-22
12" x 18"



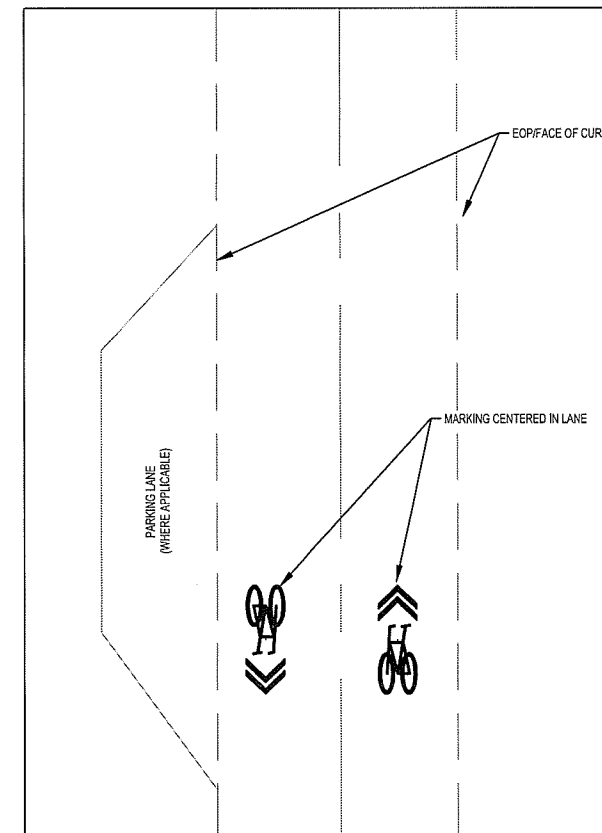
BIKE LANE PAVEMENT MARKING




SHARED LANE PAVEMENT MARKING



TYPICAL
BIKE LANE PAVEMENT MARKING



TYPICAL
SHARED LANE PAVEMENT MARKING



DETAIL OF BICYCLE DETECTOR MARKING
MARKING PLACEMENT IS TO BE PLACED UPON THE CORNER OF DETECTOR LOOPS, WHEREVER APPLICABLE. CONTRACTOR TO COORDINATE WITH ENGINEER ON FINAL PLACEMENT.

MILANO & GRUNLOH ENGINEERS, LLC
114 W. WASHINGTON AVE. | PO BOX 897
EFFINGHAM, IL 62401
Phone: (217) 347-7262 | (800) 677-2714
Email: mgen@mgengineers.com
Web: www.mgengineers.com
Design Firm #184-003108

File name: S:\2016\16000\dwg\Title Sheet.dwg
Plot date: 2/25/2021 14:16

MARKING TYPICAL/DETAIL SHEETS
BIKE PATH - PAVEMENT MARKING
AND SIGNAGE PROJECT
SECTION 16-00141-00-BT
CITY OF EFFINGHAM, ILLINOIS
EFFINGHAM COUNTY, ILLINOIS

ROUTE NO.	SECTION	COUNTY	TOTAL SHEETS	SHEET NO.
S&L P.A.	16-00141-00-BT	EFFINGHAM	96	5
FED. ROAD DIST. NO. 7	ILLINOIS	FED. AID PROJECT.		

CONTRACT #95822

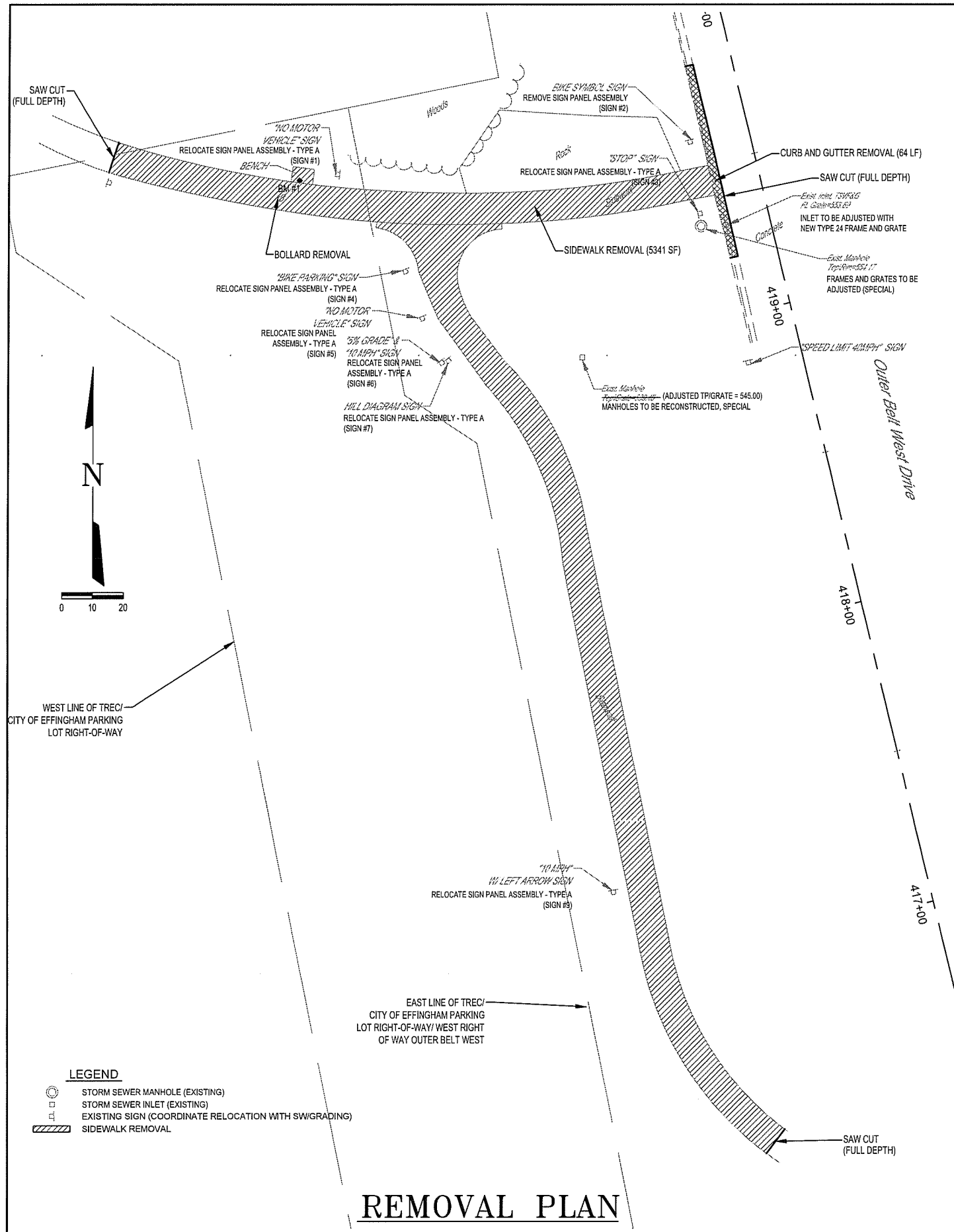
SUMMARY OF QUANTITIES					
CITY OF EFFINGHAM					
2016 ITEP					
ITEM No.	ITEM	UNIT	QUANTITY	TOTAL FEDERAL COST (80% PARTICIPATING)	TOTAL LOCAL COST (20% PARTICIPATING)
20200100	EARTH EXCAVATION	CU YD	1,090.0	872.0	218.0
20400800	FURNISHED EXCAVATION	CU YD	6,115.0	4,892.0	1,223.0
20900110	POROUS GRANULAR BACKFILL	CU YD	46.0	36.8	9.2
21101615	TOPSOIL FURNISH AND PLACE, 4"	SQ YD	2,578.0	2,062.4	515.6
28000305	TEMPORARY DITCH CHECKS	FOOT	40.0	32.0	8.0
28000400	PERIMETER EROSION BARRIER	FOOT	1,200.0	960.0	240.0
28000500	INLET AND PIPE PROTECTION	EACH	14.0	11.2	2.8
28000510	INLET FILTERS	EACH	13.0	10.4	2.6
35100100	AGGREGATE BASE COURSE, TYPE A	TON	400.0	320.0	80.0
42300400	PORTLAND CEMENT CONCRETE DRIVEWAY PAVEMENT, 8 INCH	SQ YD	1,639.0	1,311.2	327.8
42400300	PORTLAND CEMENT CONCRETE SIDEWALK 6 INCH	SQ FT	15,339.0	12,271.2	3,067.8
42400800	DETECTABLE WARNINGS	SQ FT	162.0	129.6	32.4
44000100	PAVEMENT REMOVAL	SQ YD	27.0	21.6	5.4
44000200	DRIVEWAY PAVEMENT REMOVAL	SQ YD	234.0	187.2	46.8
44000500	COMBINATION CONCRETE CURB & GUTTER REMOVAL	FOOT	402.0	321.6	80.4
44000600	SIDEWALK REMOVAL	SQ FT	9,509.0	7,607.2	1,901.8
44200050	WELDED WIRE REINFORCEMENT	SQ YD	1,458.0	1,166.4	291.6
50901760	PIPE HANDRAIL	FOOT	733.0	586.4	146.6
542A0220	PIPE CULVERTS, TYPE A, TYPE 1 15"	FOOT	32.0	25.6	6.4
60108106	PIPE UNDERDRAIN, TYPE 1, 6"	FOOT	477.0	381.6	95.4
60261540	INLETS TO BE ADJUSTED WITH NEW TYPE 24 FRAME AND GRATE	EACH	1.0	0.8	0.2
60300105	FRAME AND GRATES TO BE ADJUSTED	EACH	3.0	2.4	0.6
60605000	COMBINATION CONCRETE CURB AND GUTTER, TYPE B-6.24	FOOT	1,084.0	867.2	216.8
66900200	NON-SPECIAL WASTE DISPOSAL	CU YD	13.0	10.4	2.6
66901001	REGULATED SUBSTANCES PRECONSTRUCTION PLAN	L SUM	1.0	0.8	0.2
66901006	REGULATED SUBSTANCES MONITORING	CAL DAY	2.0	1.6	0.4
66901003	REGULATED SUBSTANCES FINAL CONSTRUCTION REPORT	L SUM	1.0	0.8	0.2
66900530	SOIL DISPOSAL ANALYSIS	EACH	1.0	0.8	0.2
67100100	MOBILIZATION	L SUM	1.0	0.8	0.2
72000100	SIGN PANEL - TYPE 1	SQ FT	609.0	487.2	121.8
72400100	REMOVE SIGN PANEL ASSEMBLY - TYPE A	EACH	2.0	1.6	0.4
72400500	RELOCATE SIGN PANEL ASSEMBLY - TYPE A	EACH	7.0	5.6	1.4
72800100	TELESCOPING STEEL SIGN SUPPORT	FOOT	1,713.0	1,370.4	342.6

SUMMARY OF QUANTITIES					
CITY OF EFFINGHAM					
2016 ITEP					
ITEM No.	ITEM	UNIT	QUANTITY	TOTAL FEDERAL COST (80% PARTICIPATING)	TOTAL LOCAL COST (20% PARTICIPATING)
78000100	THERMOPLASTIC PAVEMENT MARKING - LETTERS AND SYMBOLS	SQ FT	1,281.0	1,024.8	256.2
78000200	THERMOPLASTIC PAVEMENT MARKING - LINE 4"	FOOT	16,466.0	13,172.8	3,293.2
78009000	MODIFIED URETHANE PAVEMENT MARKING - LETTERS AND SYMBOLS	SQ FT	2,494.0	1,995.2	498.8
78009004	MODIFIED URETHANE PAVEMENT MARKING - LINE 4"	FOOT	45,834.0	36,667.2	9,166.8
78009006	MODIFIED URETHANE PAVEMENT MARKING - LINE 6"	FOOT	359.0	287.2	71.8
78009024	MODIFIED URETHANE PAVEMENT MARKING - LINE 24"	FOOT	97.0	77.6	19.4
80400100	ELECTRIC SERVICE INSTALLATION	EACH	1.0	0.8	0.2
81028390	UNDERGROUND CONDUIT, PVC, 4" DIA	FOOT	228.0	182.4	45.6
81603035	UNIT DUCT, 600V, 2-1C NO. 6, 1/C NO. 6 GROUND, (XLP-TYPE USE), 1" DIA. POLYETHYLENE	FOOT	751.0	600.8	150.2
82500330	LIGHTING CONTROLLER, PEDESTAL MOUNTED, 240 VOLT, 60 AMP	EACH	1.0	0.8	0.2
83600200	LIGHT POLE FOUNDATION, 24" DIAMETER	FOOT	49.0	39.2	9.8
87301225	ELECTRIC CABLE IN CONDUIT, SIGNAL NO. 14 3C	FOOT	1,129.0	903.2	225.8
87301245	ELECTRIC CABLE IN CONDUIT, SIGNAL NO. 14 5C	FOOT	739.0	591.2	147.8
87600100	PEDESTRIAN PUSH-BUTTON POST, TYPE 1	EACH	2.0	1.6	0.4
87900200	DRILL EXISTING HANDHOLE	EACH	1.0	0.8	0.2
88102717	PEDESTRIAN SIGNAL HEAD, LED, 1-FACE, BRACKET MOUNTED WITH COUNTDOWN TIMER	EACH	2.0	1.6	0.4
88800100	PEDESTRIAN PUSH-BUTTON	EACH	3.0	2.4	0.6
89502375	REMOVE EXISTING TRAFFIC SIGNAL EQUIPMENT	EACH	1.0	0.8	0.2
X0350810	BOLLARD REMOVAL	EACH	1.0	0.8	0.2
X2500900	SEEDING, CLASS 1 (SPECIAL)	ACRE	0.5	0.4	0.1
X6026108	INLET TO BE RECONSTRUCTED WITH NEW FRAME AND GRATE, SPECIAL	EACH	1.0	0.8	0.2
X6028000	MANHOLES TO BE RECONSTRUCTED (SPECIAL)	EACH	1.0	0.8	0.2
X6030205	FRAMES AND GRATES TO BE ADJUSTED (SPECIAL)	EACH	1.0	0.8	0.2
X6040171	GRATES, (SPECIAL)	EACH	5.0	4.0	1.0
X6370050	CONCRETE BARRIER WALL (SPECIAL)	FOOT	382.0	305.6	76.4
X7010216	TRAFFIC CONTROL AND PROTECTION (SPECIAL)	L SUM	1.0	0.8	0.2
X8140115	HANDHOLE TO BE ADJUSTED	EACH	1.0	0.8	0.2
X8300001	LIGHT POLE, SPECIAL	EACH	4.0	3.2	0.8
X8570010	CONTROLLER, TRAFFIC SIGNAL	EACH	1.0	0.8	0.2
XX001683	INFORMATION KIOSK	EACH	7.0	5.6	1.4
XX009135	LIGHT POLE SPECIAL, TYPE 2	EACH	3.0	2.4	0.6
XX009142	PAVEMENT MARKING REMOVAL (SPECIAL)	SQ FT	1,052.0	841.6	210.4
Z0076870	UNDERDRAIN CONNECTION TO STRUCTURE	EACH	1.0	0.8	0.2

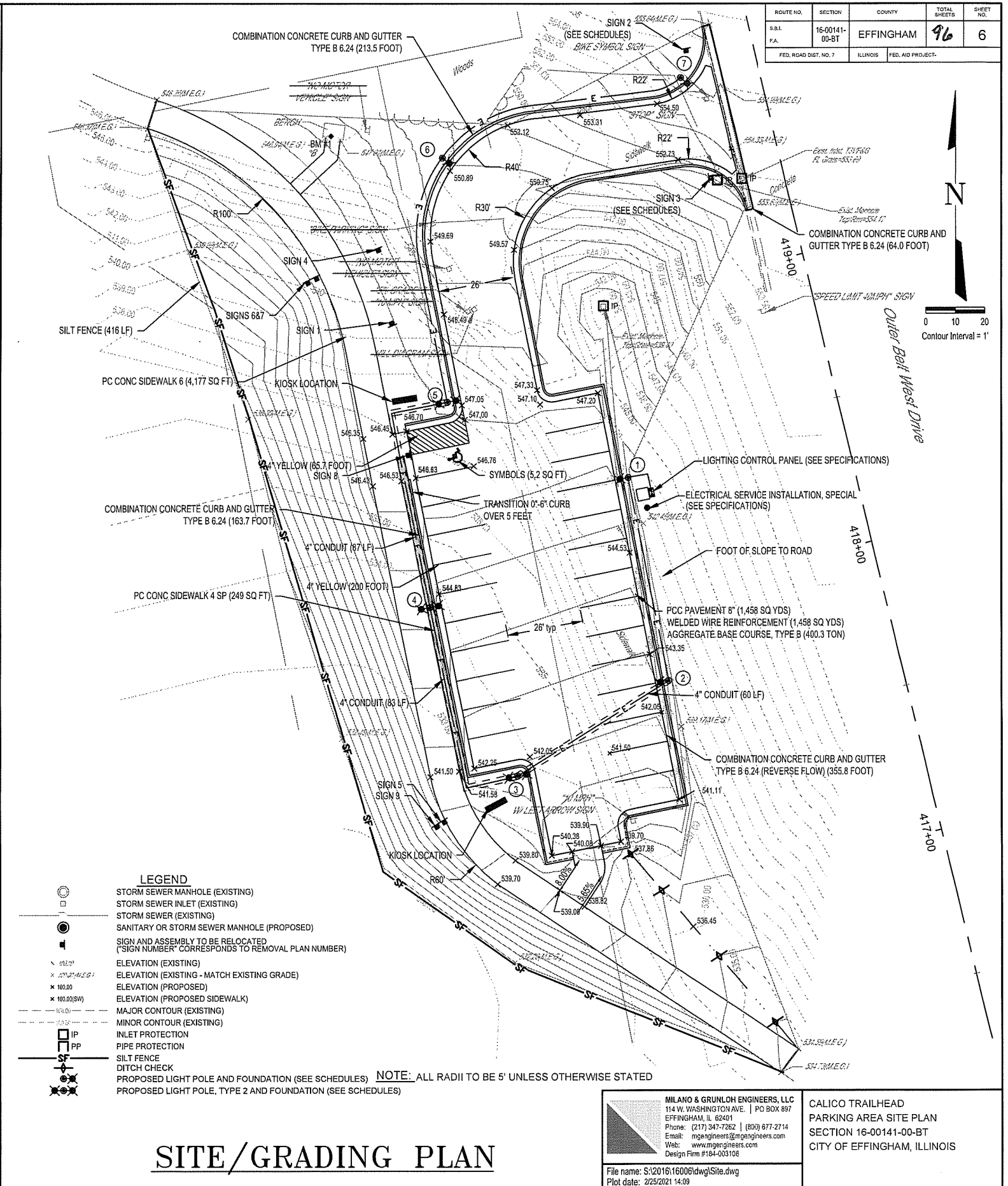
* DENOTES SPECIALTY ITEM Δ SPECIALTY ITEMS

 <p>MILANO & GRUNLOH ENGINEERS, LLC 114 W WASHINGTON AVE. PO BOX 897 EFFINGHAM, IL 62401 Phone: (217) 347-2562 (800) 677-2714 Email: mgeni@mgengineers.com Web: www.mgengineers.com Design Firm #184-003108</p>	<p>SUMMARY OF QUANTITIES BIKE PATH - PAVEMENT MARKING AND SIGNAGE PROJECT SECTION 16-00141-00-BT CITY OF EFFINGHAM, ILLINOIS EFFINGHAM COUNTY, ILLINOIS</p>
	<p>File name: S:\2016\16000\dwg\Title Sheet.dwg Plot date: 3/19/2021 08:24</p>

ROUTE NO.	SECTION	COUNTY	TOTAL SHEETS	SHEET NO.
S.B.L.	16-00141-00-BT	EFFINGHAM	96	6
FED. ROAD DIST. NO. 7	ILLINOIS	FED. AID PROJECT.		



REMOVAL PLAN



SITE/GRADING PLAN

- LEGEND**
- STORM SEWER MANHOLE (EXISTING)
 - STORM SEWER INLET (EXISTING)
 - STORM SEWER (EXISTING)
 - SANITARY OR STORM SEWER MANHOLE (PROPOSED)
 - SIGN AND ASSEMBLY TO BE RELOCATED ("SIGN NUMBER" CORRESPONDS TO REMOVAL PLAN NUMBER)
 - ELEVATION (EXISTING)
 - × ELEVATION (EXISTING - MATCH EXISTING GRADE)
 - × ELEVATION (PROPOSED)
 - × ELEVATION (PROPOSED SIDEWALK)
 - MAJOR CONTOUR (EXISTING)
 - MINOR CONTOUR (EXISTING)
 - IP INLET PROTECTION
 - PP PIPE PROTECTION
 - SF SILT FENCE
 - DITCH CHECK
 - PROPOSED LIGHT POLE AND FOUNDATION (SEE SCHEDULES)
 - PROPOSED LIGHT POLE, TYPE 2 AND FOUNDATION (SEE SCHEDULES)

NOTE: ALL RADII TO BE 5' UNLESS OTHERWISE STATED

MILANO & GRUNLOH ENGINEERS, LLC
 114 W. WASHINGTON AVE. | PO BOX 897
 EFFINGHAM, IL 62401
 Phone: (217) 347-7882 | (800) 677-2714
 Email: mgeengineers@mgeengineers.com
 Web: www.mgeengineers.com
 Design Firm #184-003108

CALICO TRAILHEAD
 PARKING AREA SITE PLAN
 SECTION 16-00141-00-BT
 CITY OF EFFINGHAM, ILLINOIS

File name: S:\2016\16000\dwg\Site.dwg
 Plot date: 2/25/2021 14:09

ROUTE NO.	SECTION	COUNTY	TOTAL SHEETS	SHEET NO.
S.B.I. F.A.	16-00141-00-BT	EFFINGHAM	96	7
FED. ROAD DIST. NO. 7	ILLINOIS	FED. AID PROJECT.		

CONTRACT #95822

Trailhead (Site)							
Removals							
	SIDEWALK REMOVAL	COMBINATION CURB AND GUTTER REMOVAL	BOLLARD REMOVAL	REGULATED SUBSTANCES FINAL CONSTRUCTION REPORT	MANHOLES TO BE RECONSTRUCTED (SPECIAL)	FRAMES AND GRATES TO BE ADJUSTED (SPECIAL)	INLETS TO BE ADJUSTED WITH NEW TYPE 24 FRAME AND GRATE
LOCATION	44000600 SQ FT	44000600 FOOT	X0350810 EACH	66901003 EACH	X6028000 EACH	X6030205 EACH	60261540 EACH
Lt. Sta. 416+33.19 - 420+01.82	5,341.0						
Lt. Sta. 418+98.56					1.0		
Lt. Sta. 419+18.59 - 419+82.64		64.0					
Lt. Sta. 419+29.35							1.0
Lt. Sta. 419+30.88						1.0	
Lt. Sta. 419+72.71			1.0				
Lt. Sta. 419+98.50				1.0			
Total	5,341.0	64.0	1.0	1.0	1.0	1.0	1.0
USE	5,341.0	64.0	1.0	1.0	1.0	1.0	1.0

Trailhead (Site)							
Sign Schedule							
EXISTING LOCATION	PROPOSED LOCATION			SIGN PANEL TYPE 1	REMOVE SIGN PANEL ASSEMBLY - TYPE A	RELOCATE SIGN PANEL ASSEMBLY - TYPE A	TELESCOPING STEEL SIGN SUPPORT
				72000100 SQ FT	72400100 EACH	72400500 EACH	72800100 FOOT
101' Lt. Sta. 417+27.33	163' Lt. Sta. 417+42.11	"10 MPH" W/ LEFT ARROW	SIGN 9			1	
	144' Lt. Sta. 418+60.55	"RESERVED PARKING"	SIGN 8				
114' Lt. Sta. 419+07.55	143' Lt. Sta. 419+29.36	"HILL DIAGRAM" & "5% GRADE/10MPH"	SIGNS 6 & 7			2.0	
118' Lt. Sta. 419+23.00	163' Lt. Sta. 417+42.11	"NO MOTOR VEHICLE"	SIGN 5			1.0	
119' Lt. Sta. 419+34.98	140' Lt. Sta. 419+34.7	"BIKE PARKING"	SIGN 4			1.0	
22' Lt. Sta. 419+39.16	23' Lt. Sta. 419+32.16	"STOP" R1-1	SIGN 3	6.25	1.0		15.0
20' Lt. Sta. 419+58.40	24' Lt. Sta. 419+75.49	"COMBINATION BIKE & PED CROSSING" W11-15, W11-15P	SIGN 2	9.25	1.0		16.0
133' Lt. Sta. 419+75.01	143' Lt. Sta. 418+88.58	"NO MOTOR VEHICLE"	SIGN 1			1.0	
Total				15.5	2.0	6.0	31.0

Trailhead (Site)										
Sidewalk/Grading										
LOCATION	PORTLAND CEMENT CONCRETE SIDEWALK 6 INCH	COMBINATION CONCRETE CURB AND GUTTER, TYPE B-6.24	PORTLAND CEMENT CONCRETE DRIVEWAY PAVEMENT, 8 INCH	WELDED WIRE REINFORCEMENT	MODIFIED URETHANE PAVEMENT MARKING - LINE 4"	MODIFIED URETHANE PAVEMENT MARKING - LETTERS AND SYMBOLS	AGGREGATE BASE COURSE, TYPE A 4"	EARTH EXCAVATION	FURNISHED EXCAVATION	TOPSOIL FURNISH AND PLACE, 4"
	42400300 SQ FT	60605000 FOOT	42300400 SQ YD	44200050 SQ YD	78009004 FOOT	78009000 SQ FT	35100300 TON	20200100 CU YD	20400100 CU YD	21101615 SQ YD
Lt. Sta. 416+33.19 - 420+01.82	4,177.0									
Lt. Sta. 417+19.31 - 419+39.98		355.8								
Lt. Sta. 417+20.06 - 418+65.45		163.7								
Lt. Sta. 417+52.32 - 419+82.64			1,458.0	1,458.0			400.3			
Lt. Sta. 417+71.83 - 418+77.23					265.7					
Lt. Sta. 418+60.85						5.2				
Lt. Sta. 418+73.34 - 419+83.00		213.5								
Lt. Sta. 419+18.59 - 419+82.64		64.0								
Lt. Sta. 419+29.35										
Total	4,177.0	797.0	1,458.0	1,458.0	265.7	5.2	400.3	774.7	6,114.7	2,492.7
USE	4,177.0	797.0	1,458.0	1,458.0	266.0	5.0	400.0	775.0	6,115.0	2,493.0

Trailhead (Site)							
Wiring							
PT TO PT	STATION TO STATION	OFFSET	UNDERGROUND CONDUIT, PVC, 4" DIA.	UNIT DUCT, 600V, 2-1C NO. 6, 1/C NO. 6 GROUND, (XLP-TYPE USE), 1" DIA. POLYETHYLENE			
			81028390 FOOT	81603035 FOOT			
CONTROL PANEL	1	418+33.5	418+40.3	68.3/74.9			37.5
1	2	418+40.3	417+70.4	74.9/77.6			110.0
2	3	417+70.4	417+51.3	77.6/134.7	60.0		100.0
3	4	417+51.3	418+13.3	134.7/150.4	81.0		121.0
4	5	418+13.3	418+79.4	150.4/128.5	87.0		127.0
5	6	418+79.4	419+59.8	128.5/111.2			125.0
6	7	419+59.8	419+67.5	111.2/26.2			130.0
Total					228.0		750.5
USE					228.0		751.0

Trailhead (Site)						
Lighting						
STRUCTURE	LOCATION	LIGHTING CONTROLLER, PEDESTAL MOUNTED, 240 VOLT, 60 AMP	LIGHT POLE FOUNDATION, 24" DIAMETER	LIGHT POLE, SPECIAL	ELECTRIC SERVICE INSTALLATION	LIGHT POLE, SPECIAL TYPE 2
		82500330 EACH	83600200 FOOT	X8300001 EACH	80400100 EACH	XX009135 EACH
CONTROL PANEL	68.3' Lt. Sta. 418+33.5	1			1	
1	74.9' Lt. Sta. 418+40.3		7	1		
2	77.6' Lt. Sta. 417+70.4		7	1		
3	134.7' Lt. Sta. 417+51.3		7			1
4	150.4' Lt. Sta. 418+13.3		7			1
5	128.5' Lt. Sta. 418+79.4		7			1
6	111.2' Lt. Sta. 419+59.8		7	1		
7	26.2' Lt. Sta. 419+67.5		7	1		
TOTAL		1	49	4	1	3

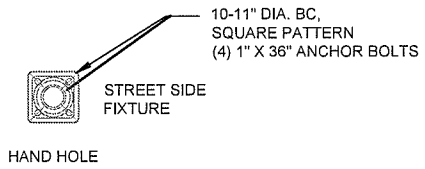
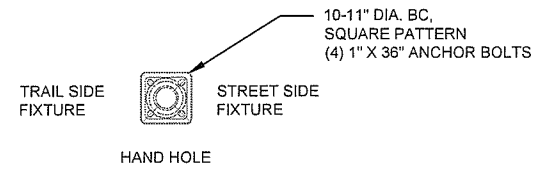
Trailhead (Site)				
Erosion Control				
LOCATION	PERIMETER EROSION BARRIER	INLET AND PIPE PROTECTION	INLET FILTERS	TEMPORARY DITCH CHECKS
	28000400 FOOT	28000500 EACH	28000510 EACH	28000511 FOOT
Lt. Sta. 416+33.19 - 419+93.11	416.0			
Lt. Sta. 416+51.91				8.0
Lt. Sta. 416+76.30				8.0
Lt. Sta. 417+02.31				8.0
Lt. Sta. 417+16.56				8.0
Lt. Sta. 418+98.78		1.0	1.0	
Lt. Sta. 419+30.61		1.0	1.0	
Lt. Sta. 419+29.20		1.0	1.0	
Sub Total	416.0	3.0	3.0	32.0

MILANO & GRUNLOH ENGINEERS, LLC
 114 W. WASHINGTON AVE. | PO BOX 897
 EFFINGHAM, IL 62401
 Phone: (217) 947-7282 | (800) 677-2714
 Email: mgeni@mgengineers.com
 Web: www.mgengineers.com
 Design Firm #184-003108

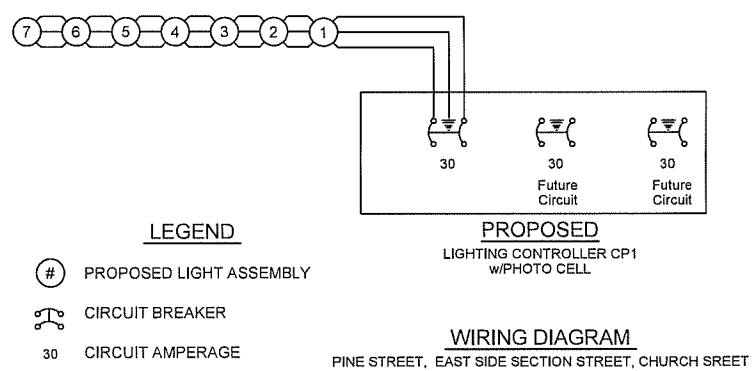
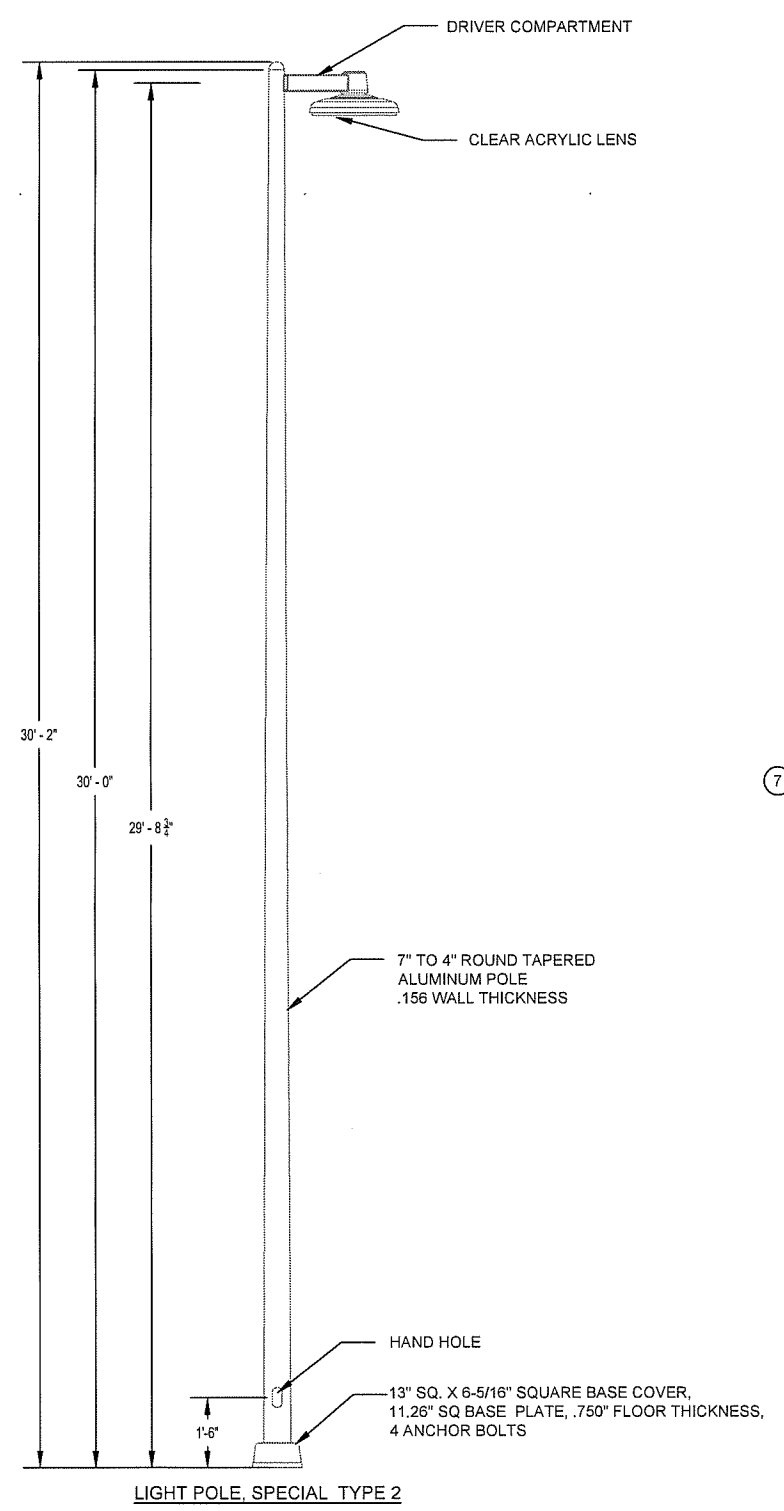
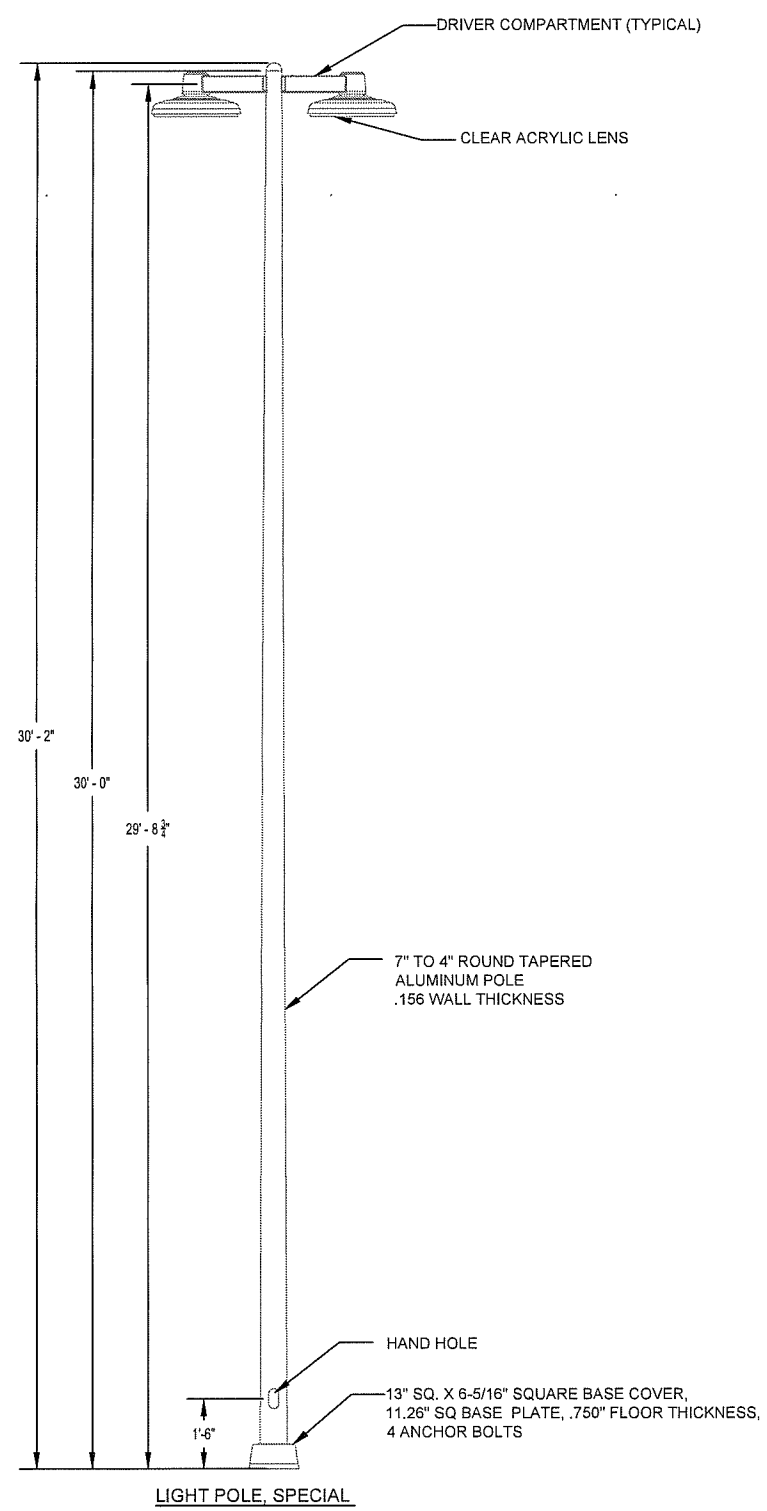
TRAILHEAD SITE - SCHEDULE BIKE PATH - PAVEMENT MARKING AND SIGNAGE PROJECT SECTION 16-00141-00-BT CITY OF EFFINGHAM, ILLINOIS EFFINGHAM COUNTY, ILLINOIS

File name: S:\2018\1600141\dwg\Title Sheet.dwg
 Plot date: 3/19/2021 08:24

ROUTE NO.	SECTION	COUNTY	TOTAL SHEETS	SHEET NO.
S.E.L. F.A.	16-00141-00-BT	EFFINGHAM	96	8
FED. ROAD DIST. NO. 7	ILLINOIS	FED. AID PROJECT.		



LED SOURCE
32L40T3-MDL018 (OR EQUAL)
32 LED'S,
155w, 4,000K
TYPE 3 DISTRIBUTION

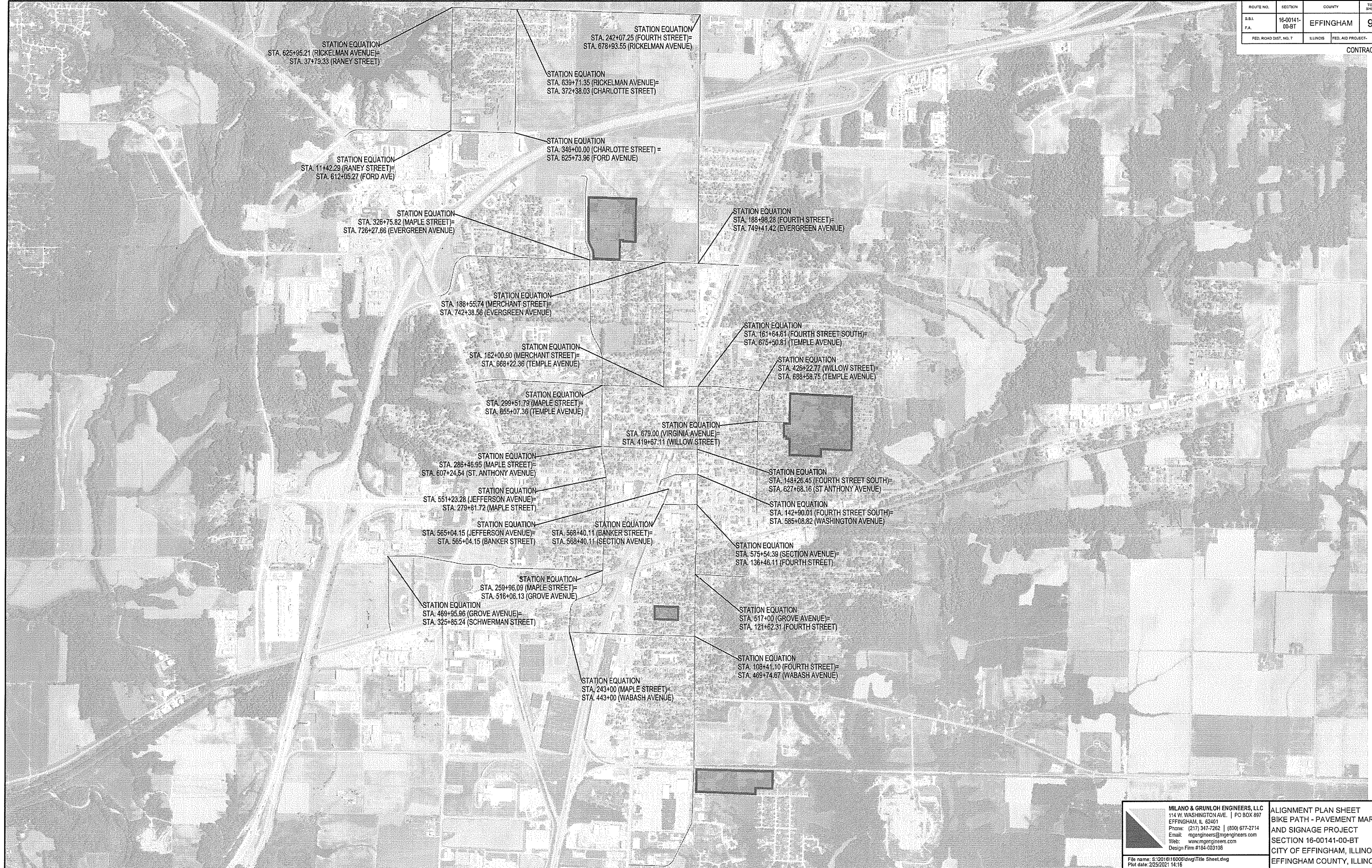


MILANO & GRUNLOH ENGINEERS, LLC
114 W. WASHINGTON AVE. | PO BOX 897
EFFINGHAM, IL 62401
Phone: (217) 347-7862 | (803) 677-2714
Email: mgen@engr.com
Web: www.mgen.com
Design Firm #184-003106

CALICO TRAIL - LIGHTING DETAILS
PARKING AREA SITE PLAN
SECTION 16-00141-00-BT
CITY OF EFFINGHAM, ILLINOIS

File name: S:\2016\16006\dwg\Site.dwg
Plot date: 2/25/2021 14:39

ROUTE NO.	SECTION	COUNTY	TOTAL SHEETS	SHEET NO.
	16-00141-00-BT	EFFINGHAM	96	9
F.A.		CONTRACT #95822		
FED. ROAD DIST. NO. 7		ILLINOIS FED. AID PROJECT:		



STATION EQUATION
STA. 625+95.21 (RICKELMAN AVENUE)=
STA. 37+79.33 (RANEY STREET)

STATION EQUATION
STA. 242+07.25 (FOURTH STREET)=
STA. 678+93.55 (RICKELMAN AVENUE)

STATION EQUATION
STA. 639+71.35 (RICKELMAN AVENUE)=
STA. 372+38.03 (CHARLOTTE STREET)

STATION EQUATION
STA. 11+42.29 (RANEY STREET)=
STA. 612+05.27 (FORD AVE)

STATION EQUATION
STA. 346+00.00 (CHARLOTTE STREET)=
STA. 625+73.96 (FORD AVENUE)

STATION EQUATION
STA. 326+75.82 (MAPLE STREET)=
STA. 726+27.66 (EVERGREEN AVENUE)

STATION EQUATION
STA. 188+98.28 (FOURTH STREET)=
STA. 749+11.42 (EVERGREEN AVENUE)

STATION EQUATION
STA. 188+55.74 (MERCHANT STREET)=
STA. 742+38.56 (EVERGREEN AVENUE)

STATION EQUATION
STA. 162+00.90 (MERCHANT STREET)=
STA. 668+22.36 (TEMPLE AVENUE)

STATION EQUATION
STA. 161+64.61 (FOURTH STREET SOUTH)=
STA. 675+50.81 (TEMPLE AVENUE)

STATION EQUATION
STA. 426+22.77 (WILLOW STREET)=
STA. 688+58.75 (TEMPLE AVENUE)

STATION EQUATION
STA. 299+51.79 (MAPLE STREET)=
STA. 655+07.36 (TEMPLE AVENUE)

STATION EQUATION
STA. 679.00 (VIRGINIA AVENUE)=
STA. 419+67.11 (WILLOW STREET)

STATION EQUATION
STA. 286+46.95 (MAPLE STREET)=
STA. 607+24.54 (ST. ANTHONY AVENUE)

STATION EQUATION
STA. 148+26.45 (FOURTH STREET SOUTH)=
STA. 627+68.16 (ST ANTHONY AVENUE)

STATION EQUATION
STA. 551+23.28 (JEFFERSON AVENUE)=
STA. 279+81.72 (MAPLE STREET)

STATION EQUATION
STA. 142+90.01 (FOURTH STREET SOUTH)=
STA. 585+08.82 (WASHINGTON AVENUE)

STATION EQUATION
STA. 565+04.15 (JEFFERSON AVENUE)=
STA. 565+04.15 (BANKER STREET)

STATION EQUATION
STA. 568+40.11 (BANKER STREET)=
STA. 568+40.11 (SECTION AVENUE)

STATION EQUATION
STA. 575+54.39 (SECTION AVENUE)=
STA. 136+46.11 (FOURTH STREET)

STATION EQUATION
STA. 259+96.09 (MAPLE STREET)=
STA. 516+06.13 (GROVE AVENUE)

STATION EQUATION
STA. 517+00 (GROVE AVENUE)=
STA. 121+62.31 (FOURTH STREET)

STATION EQUATION
STA. 489+95.86 (GROVE AVENUE)=
STA. 325+85.24 (SCHWERMANN STREET)

STATION EQUATION
STA. 243+00 (MAPLE STREET)=
STA. 443+00 (WABASH AVENUE)

STATION EQUATION
STA. 108+41.10 (FOURTH STREET)=
STA. 469+74.67 (WABASH AVENUE)

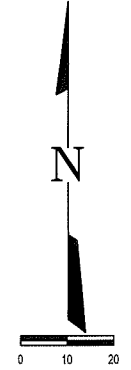
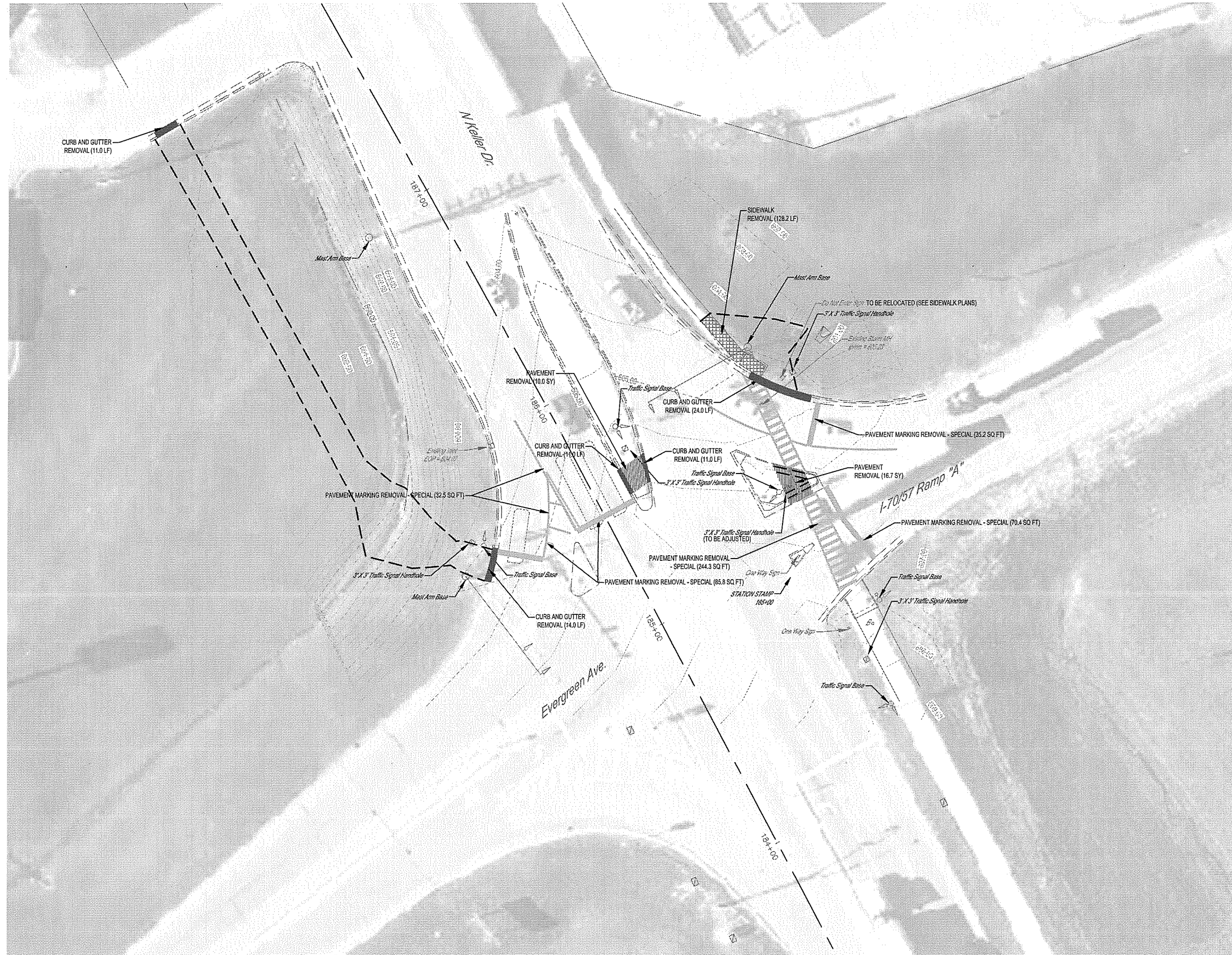
MILANO & GRUNLOH ENGINEERS, LLC
114 W. WASHINGTON AVE. | PO BOX 857
EFFINGHAM, IL 62401
Phone: (217) 347-7262 | (800) 677-2714
Email: mge@engr.com
Web: www.mge.com
Design Firm #184-003196

File name: S:\2016\16000\dwg\Title Sheet.dwg
Plot date: 2/23/2021 14:16

ALIGNMENT PLAN SHEET
BIKE PATH - PAVEMENT MARKING
AND SIGNAGE PROJECT
SECTION 16-00141-00-BT
CITY OF EFFINGHAM, ILLINOIS
EFFINGHAM COUNTY, ILLINOIS

ROUTE NO.	SECTION	COUNTY	TOTAL SHEETS	SHEET NO.
S.B.L.	16-00141-00-BT	EFFINGHAM	96	10
F.A.				
FED. ROAD DIST. NO. 7	ILLINOIS	FED. AID PROJECT		

CONTRACT #95822



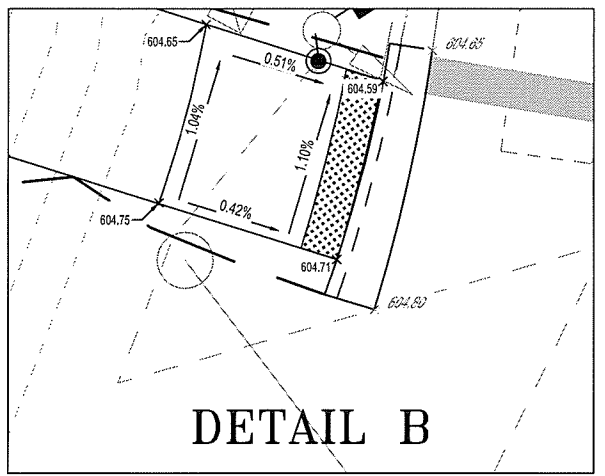
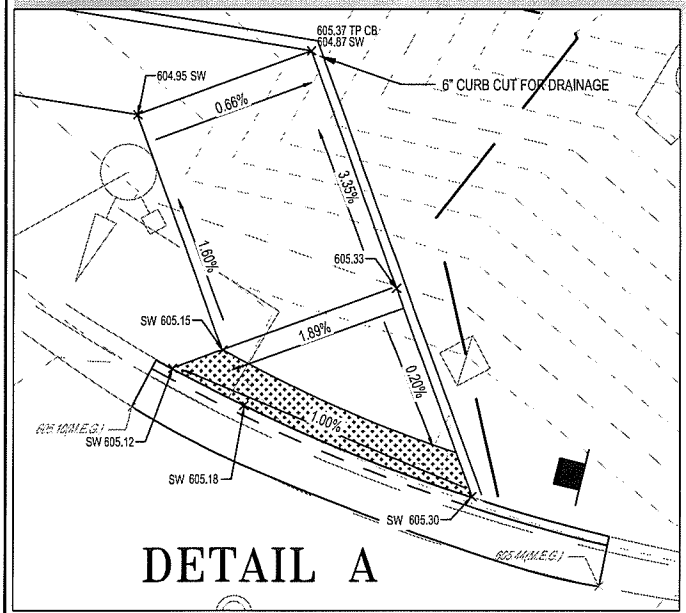
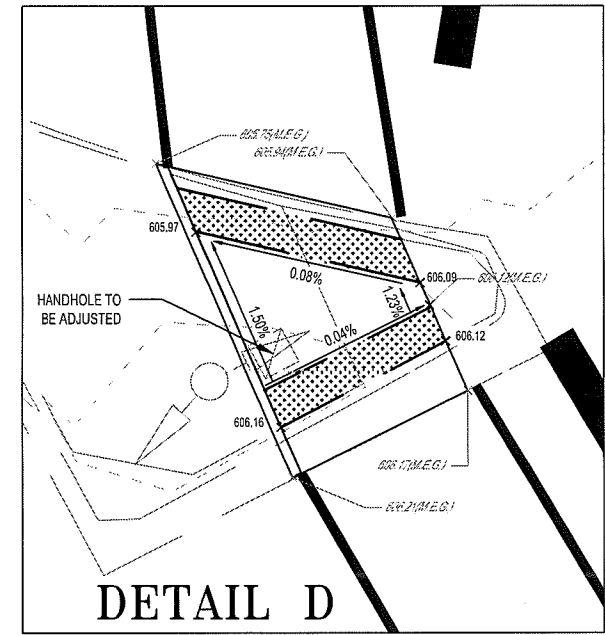
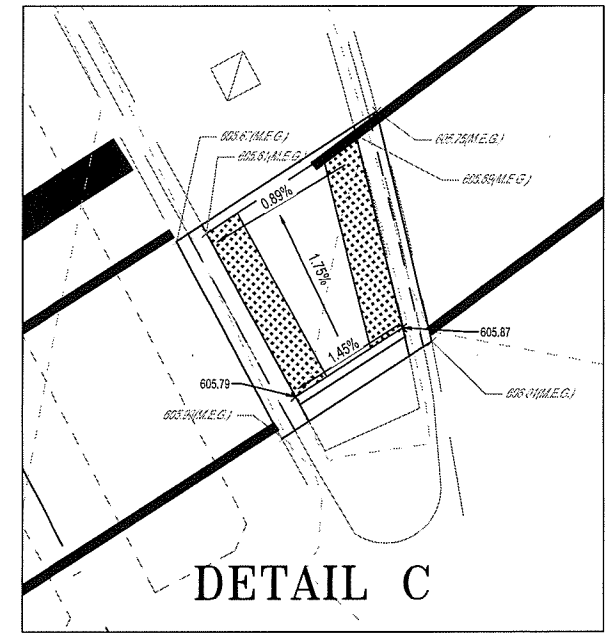
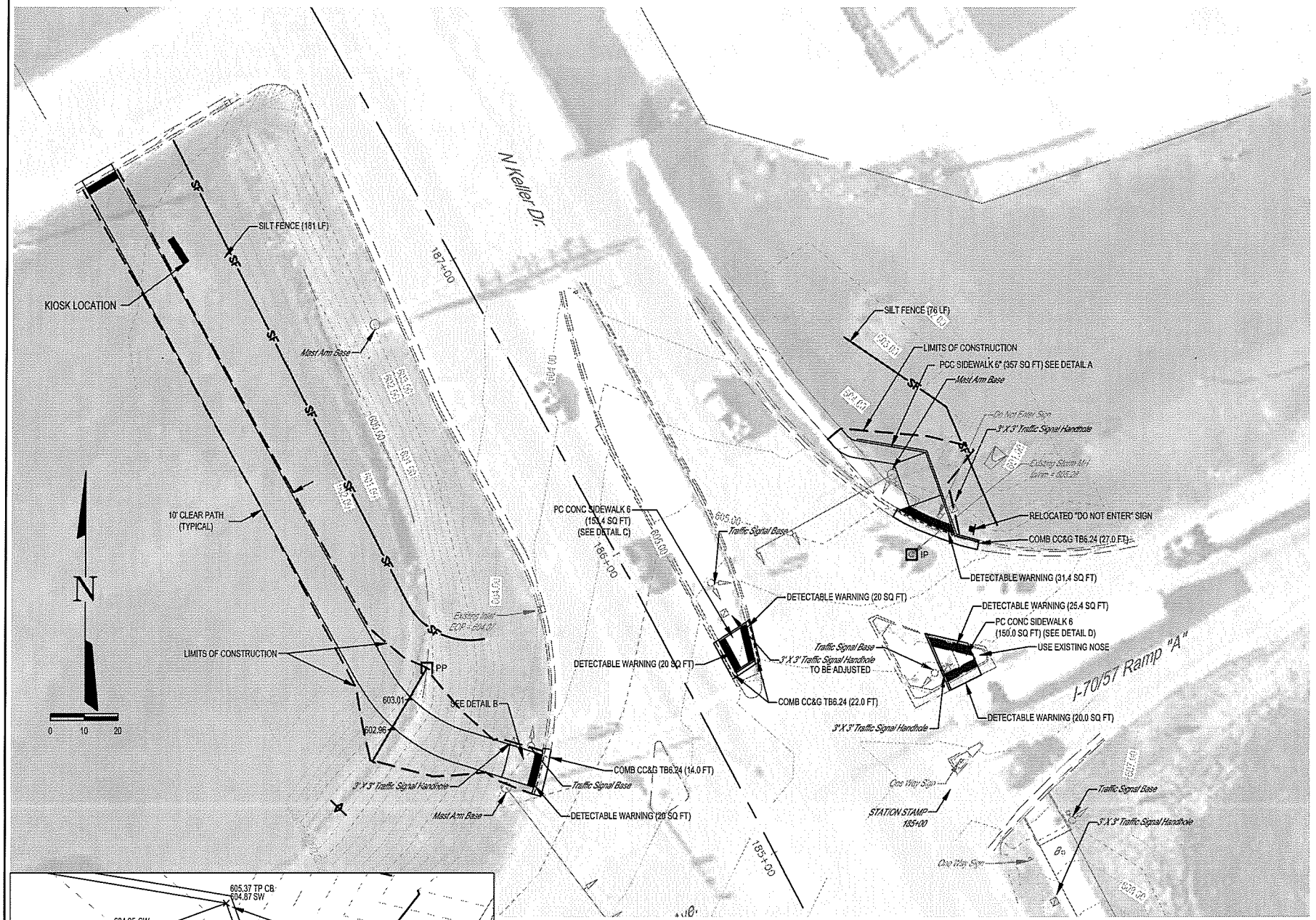
TRAFFIC SIGNAL PLAN LEGEND

	TRAFFIC SIGNAL HEAD (EXISTING)
	PEDESTRIAN SIGNAL HEAD (EXISTING)
	STEEL MAST ARM ASSEMBLY AND POLE (EXISTING)
	SIGNAL POST (EXISTING)
	HANDHOLE (EXISTING)
	CURB REMOVAL
	PAVEMENT REMOVAL
	SIDEWALK REMOVAL

	MILANO & GRUNLOH ENGINEERS, LLC 114 W. WASHINGTON AVE. PO BOX 897 EFFINGHAM, IL 62401 Phone: (217) 347-7262 (803) 677-2714 Email: mgen@engr.com mgen@engr.com Web: www.mgen.com Design Firm #184-003106	KELLER DRIVE AND EVERGREEN REMOVAL PLANS SECTION 16-00141-00-BT CITY OF EFFINGHAM, ILLINOIS XXX XXX
	File name: S:\2016\16006\dwg\keller.dwg Plot date: 2/28/2021 14:10	F.B. XXX

ROUTE NO.	SECTION	COUNTY	TOTAL SHEETS	SHEET NO.
S.B.L. F.A.	16-00141-00-BT	EFFINGHAM	96	11
FED. ROAD DIST. NO. 7	ILLINOIS	FED. AID PROJECT		

CONTRACT #95822



- TRAFFIC SIGNAL PLAN LEGEND**
- TRAFFIC SIGNAL HEAD (EXISTING)
 - PEDESTRIAN SIGNAL HEAD (EXISTING)
 - STEEL MAST ARM ASSEMBLY AND POLE (EXISTING)
 - SIGNAL POST (EXISTING)
 - HANDHOLE (EXISTING)
 - INLET PROTECTION
 - PIPE PROTECTION
 - SILT FENCE
 - ELEVATION (EXISTING)
 - ELEVATION (EXISTING) (MATCH EXISTING GRADE)
 - ELEVATION (PROPOSED)
 - ELEVATION (PROPOSED SIDEWALK)
 - MAJOR CONTOUR (EXISTING)
 - MINOR CONTOUR (EXISTING)
 - DITCH CHECK

NOTE: ALL SIDEWALK CROSS SLOPES TO BE LESS THAN 2%

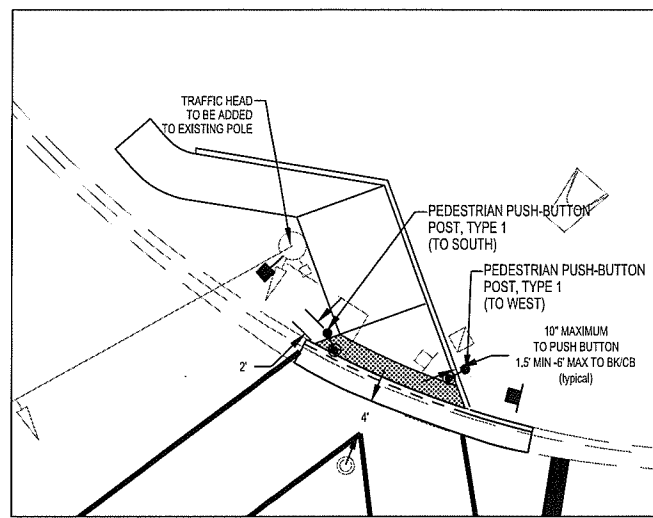
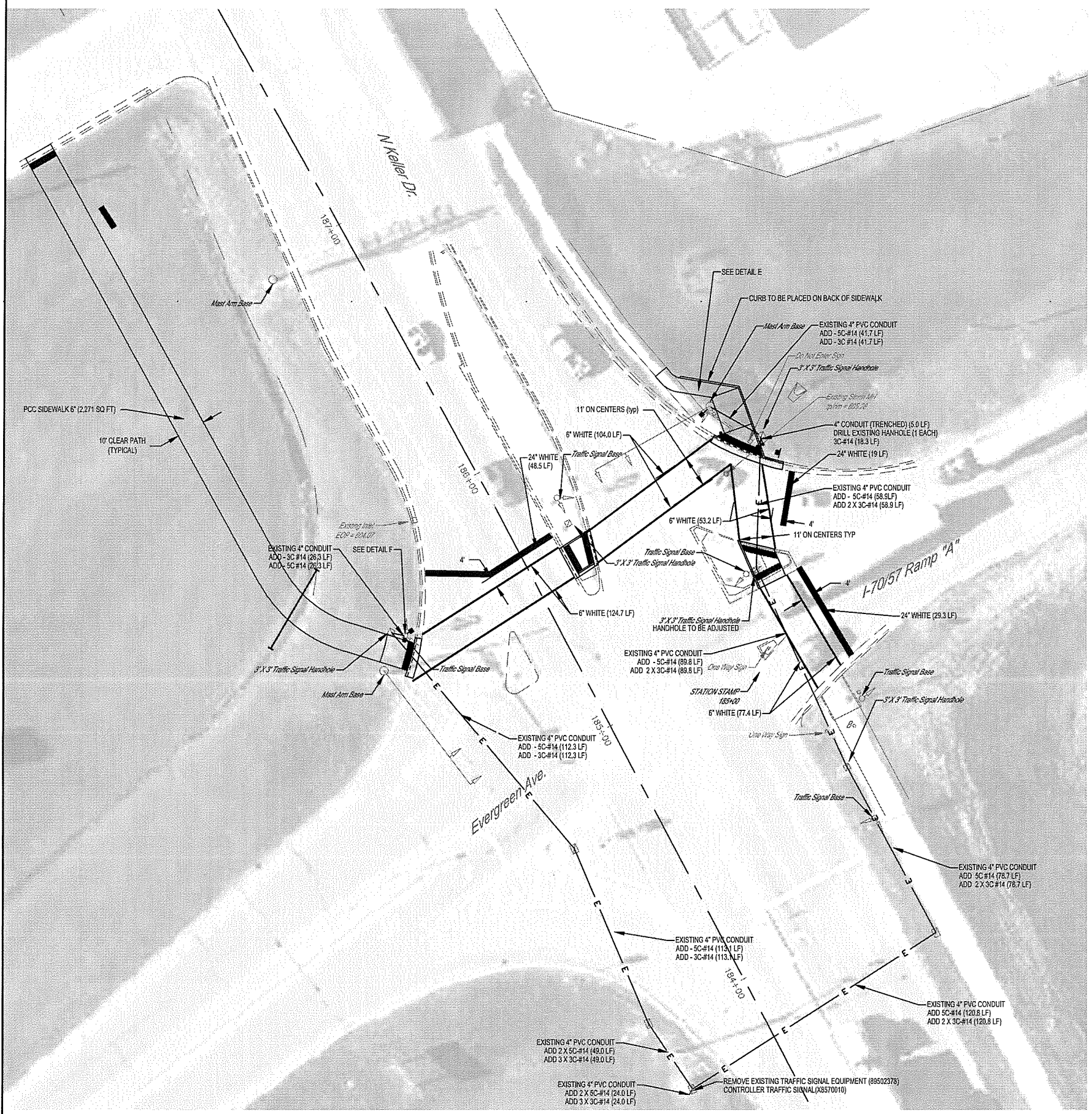
MILANO & GRUNLOH ENGINEERS, LLC
 114 W. WASHINGTON AVE. | PO BOX 897
 EFFINGHAM, IL 62401
 Phone: (217) 347-7262 | (609) 677-2714
 Email: mgeengineers@mgengineers.com
 Web: www.mgeengineers.com
 Design Firm #184-003108

KELLER DRIVE AND EVERGREEN
 SIDEWALK PLANS
 SECTION 16-00141-00-BT
 CITY OF EFFINGHAM, ILLINOIS
 XXX
 XXX

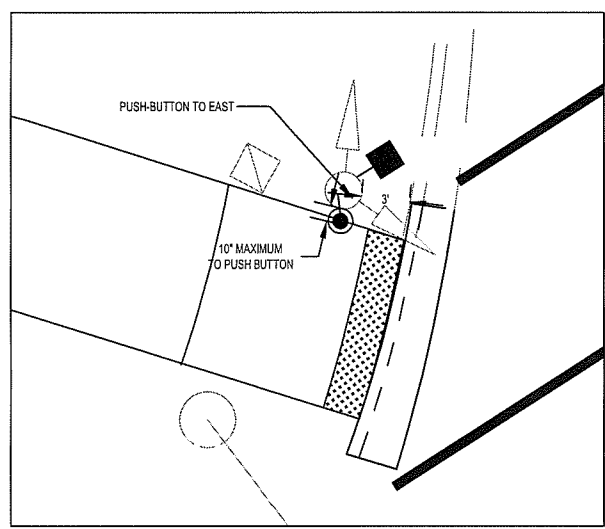
File name: S:\2016\16006\dwg\keller.dwg
 Plot date: 2/25/2021 14:10
 F.B. XXX

ROUTE NO.	SECTION	COUNTY	TOTAL SHEETS	SHEET NO.
S.B.L. F.A.	16-00141-00-BT	EFFINGHAM	96	12
FED. ROAD DIST. NO. 7	ILLINOIS	FED. AID PROJECT-		

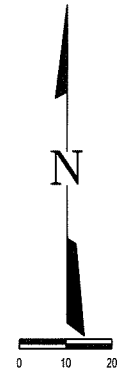
CONTRACT #95822



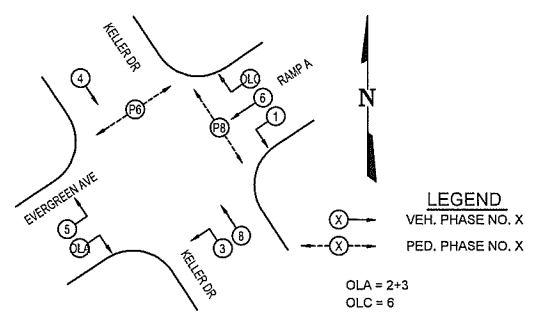
DETAIL E



DETAIL F



- TRAFFIC SIGNAL PLAN LEGEND**
- ☐ TRAFFIC SIGNAL HEAD (EXISTING)
 - ☐ PEDESTRIAN SIGNAL HEAD (EXISTING)
 - ☐ STEEL MAST ARM ASSEMBLY AND POLE (EXISTING)
 - ☐ SIGNAL POST (EXISTING)
 - ☐ HANDHOLE (EXISTING)
 - ☐ PEDESTRIAN SIGNAL HEAD w/ COUNTDOWN TIMER (PROPOSED)
 - ☐ PEDESTRIAN PUSH BUTTON (PROPOSED)



PHASE DESIGNATION DIAGRAM

MILANO & GRUNLOH ENGINEERS, LLC
 114 W. WASHINGTON AVE. | PO BOX 897
 EFFINGHAM, IL 62401
 Phone: (217) 347-7262 | (800) 677-2714
 Email: mgeengineers@grunlohengineers.com
 Web: www.mgeengineers.com
 Design Firm #184-003108

**KELLER DRIVE AND EVERGREEN
 SIDEWALK PLANS
 SECTION 16-00141-00-BT
 CITY OF EFFINGHAM, ILLINOIS
 XXX
 XXX**

File name: S:1201616006\dwg\keller.dwg
 Plot date: 2/25/2021 14:10 F.B. XXX

CONTRACT #95822

Keller Drive & Evergreen				
Sidewalk & Grading Plans				
	DETECTABLE WARNING	COMBINATION CONCRETE CURB AND GUTTER, TYPE B-6.24	PORTLAND CEMENT CONCRETE SIDEWALK 6 INCH	PIPE CULVERTS, CLASS A, TYPE 1 15"
	42400800	60605000	42400300	542A0220
LOCATION	SQ FT	FOOT	SQ FT	FOOT
Rt, Sta. 185+9.3	24.0			
Rt, Sta. 185+35.7 to Sta. 185+25.6	31.4			
Lt & Rt, Sta. 185+52.41 - 185+63.44	80.0	22.0	90.0	
Rt, Sta. 185+18.13 - 185+32.07			150.0	
Rt, Sta. 185+51.31 - 185+71.17		27.0		
Rt, Sta. 185+58.68 - 185+70.91	26.7			
Rt, Sta. 185+58.68 - 186+13.65			356.2	
Lt, Sta. 185+47.38 - 185+59.83		14.0		
Lt, Sta. 185+47.33 - 185+59.31				32.0
Rt, Sta. 185+78.28 - 185+95.41			2,278.8	
Sub Total	162.1	63.0	2,875.0	32.0
USE	162.0	63.0	2,875.0	32.0

Keller Drive & Evergreen						
Removals						
	SIDEWALK REMOVAL	COMBINATION CURB AND GUTTER REMOVAL	PAVEMENT REMOVAL	PAVEMENT MARKING REMOVAL (SPECIAL)	RELOCATE SIGN PANEL ASSEMBLY - TYPE A	HANHOLE TO BE ADJUSTED
	44000600	44000600	44000100	XX009142	72400500	X8140115
LOCATION	SQ FT	FOOT	SQ YD	SQ FT	EACH	EACH
Rt, Sta. 185+51.31 - 185+71.17		27.0				
Lt, Sta. 185+47.38 - 185+59.83		14.0				
Lt & Rt, Sta. 185+52.41 - 185+63.44		22.0	10.0			
Rt, Sta. 185+69.71 - 186+01.11	163.3					
Rt, Sta. 185+17.97 - 185+32.30			16.7			1.0
Rt, Sta. 184+77.80 - 185+73.91				244.3		
Rt, Sta. 184+82.88 - 185+18.01				70.4		
Rt, Sta. 185+34.90 - 185+49.92				35.2		
Lt, Sta. 185+46.56 - 186+01.15				32.5		
Lt & Rt, Sta. 185+48.3 - 185+57.94				85.8		
Lt & Rt, Sta. 185+61.36					1.0	
Rt, Sta. 185+65.17						1.0
Sub Total	163.3	63.0	26.7	468.2	1.0	1.0
USE	163.0	63.0	27.0	468.0	1.0	1.0

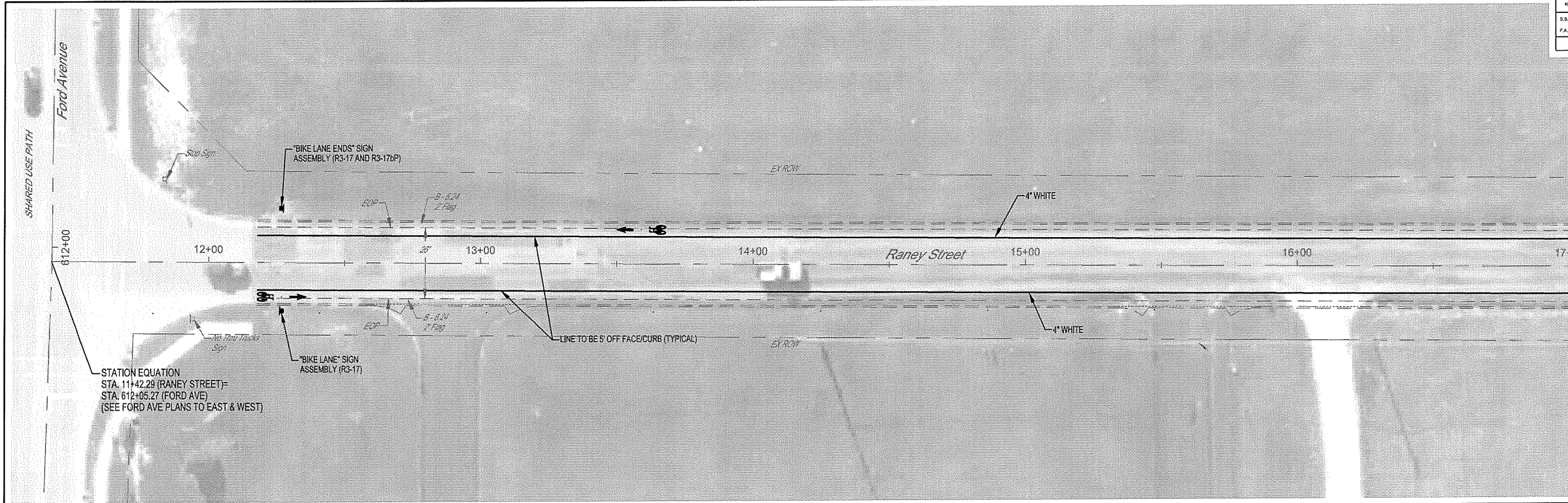
Keller Drive & Evergreen									
Traffic Plans/Electrical									
	UNDERGROUND CONDUIT, PVC, 4" DIA	ELECTRIC CABLE IN CONDUIT, SIGNAL NO. 14 3C	ELECTRIC CABLE IN CONDUIT, SIGNAL NO. 14 5C	PEDESTRIAN SIGNAL HEAD, LED, 1-FACE, BRACKET MOUNTED WITH COUNTDOWN TIMER	PEDESTRIAN PUSH BUTTON	PEDESTRIAN PUSH-BUTTON POST, TYPE 1	DRILL EXISTING HANDHOLE	CONTROLLER, TRAFFIC SIGNAL	REMOVE EXISTING TRAFFIC SIGNAL
	81028390	87301225	87301245	88102717	88800100	87600100	66900200	X8570010	89502375
LOCATION	FOOT	FOOT	FOOT	EACH	EACH	EACH	EACH	EACH	EACH
Lt, Sta. 183+73.14 - 183+74.35		72.00	48.0					1.0	1.0
Lt & Rt, Sta. 183+74.35 - 183+82.77		241.6	120.8						
Lt, Sta. 183+74.35 - 184+01.71		113.1	113.1						
Lt, Sta. 184+01.71 - 184+67.95		49.0	49.0						
Rt, Sta. 183+82.77 - 184+48.57		157.4	78.7						
Rt, Sta. 184+48.57 - 185+24.11		179.6	89.8						
Lt, Sta. 184+67.95 - 185+64.92		112.3	112.3						
Rt, Sta. 185+64.92 - 185+61.28	5.0	18.3					1.0		
Rt, Sta. 185+61.28 - 185+82.51		41.7	41.7						
Rt, Sta. 185+24.11 - 185+82.78		117.8	58.9						
Rt, Sta. 185+61.28					1.0	2.0			
Rt, Sta. 185+82.78				1.0	1.0				
Lt & Rt, Sta. 185+96.81 - 186+32.73									
Lt, Sta. 185+97.11				1.0	1.0				
Lt, Sta. 185+61.73 - 185+64.92		26.3	26.3						
Sub Total	5.0	1,129.1	738.6	2.0	3.0	2.0	1.0	1.0	1.0
USE	5.0	1,129.0	739.0	2.0	3.0	2.0	1.0	1.0	1.0

Keller Drive & Evergreen		
Traffic Plans/Striping		
	MODIFIED URETHANE PAVEMENT MARKING - 6"	MODIFIED URETHANE PAVEMENT MARKING - 24"
	780009006	78009024
LOCATION	FOOT	FOOT
Rt, Sta. 184+77.47 - 185+65.31	130.6	
Rt, Sta. 184+84.48 - 185+17.76		29.3
Rt, Sta. 185+31.09 - 185+46.50		19
Lt & Rt, Sta. 185+84.23 - 185+94.94	124.5	
Lt, Sta. 185+84.37 - 185+94.47	104.0	
Lt & Rt, Sta. 185+98.52		48.5
Sub Total	359.1	96.8
USE	359.0	97.0

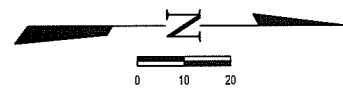

Keller Drive & Evergreen				
Erosion Control				
	PERIMETER EROSION BARRIER	INLET AND PIPE PROTECTION	INLET FILTERS	TEMPORARY DITCH CHECKS
	28000400	28000500	28000510	28000511
LOCATION	FOOT	EACH	EACH	FOOT
Rt, Sta. 185+54.89 - 186+23.74	76.0			
Rt, Sta. 185+59.19		1.0	1.0	
Lt, Sta. 185+72.3				8.0
Lt, Sta. 185+96.59		1.0	1.0	
Lt, Sta. 185+95.37		1.0		
Lt, Sta. 186+19.92 - 187+71.80	181.0			
Total	257.0	3.0	2.0	8.0

ROUTE NO.	SECTION	COUNTY	TOTAL SHEETS	SHEET NO.
S.B.L. F.A.	16-00141-00-BT	EFFINGHAM	96	14
FED. ROAD DIST. NO. 7	ILLINOIS	FED. AID PROJECT:		

CONTRACT #95822



STATION EQUATION
 STA. 11+42.29 (RANEY STREET)=
 STA. 612+05.27 (FORD AVE)
 (SEE FORD AVE PLANS TO EAST & WEST)



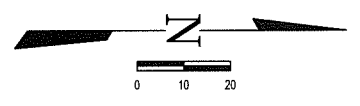
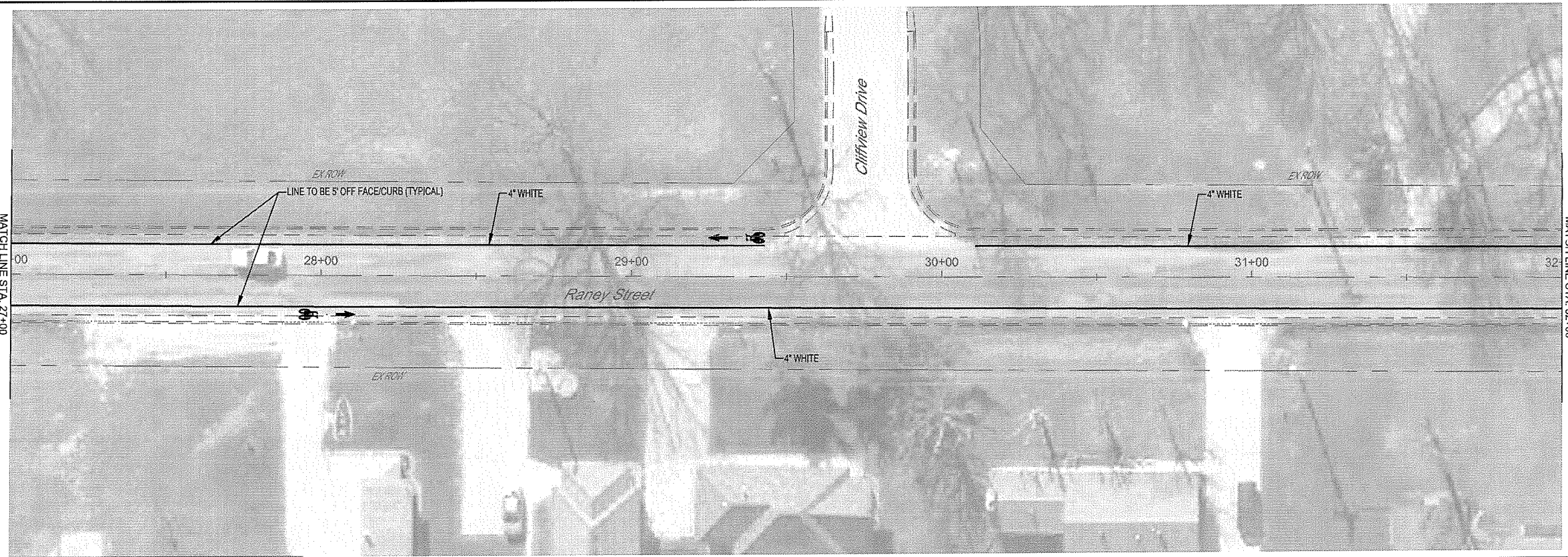
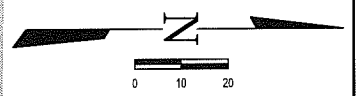
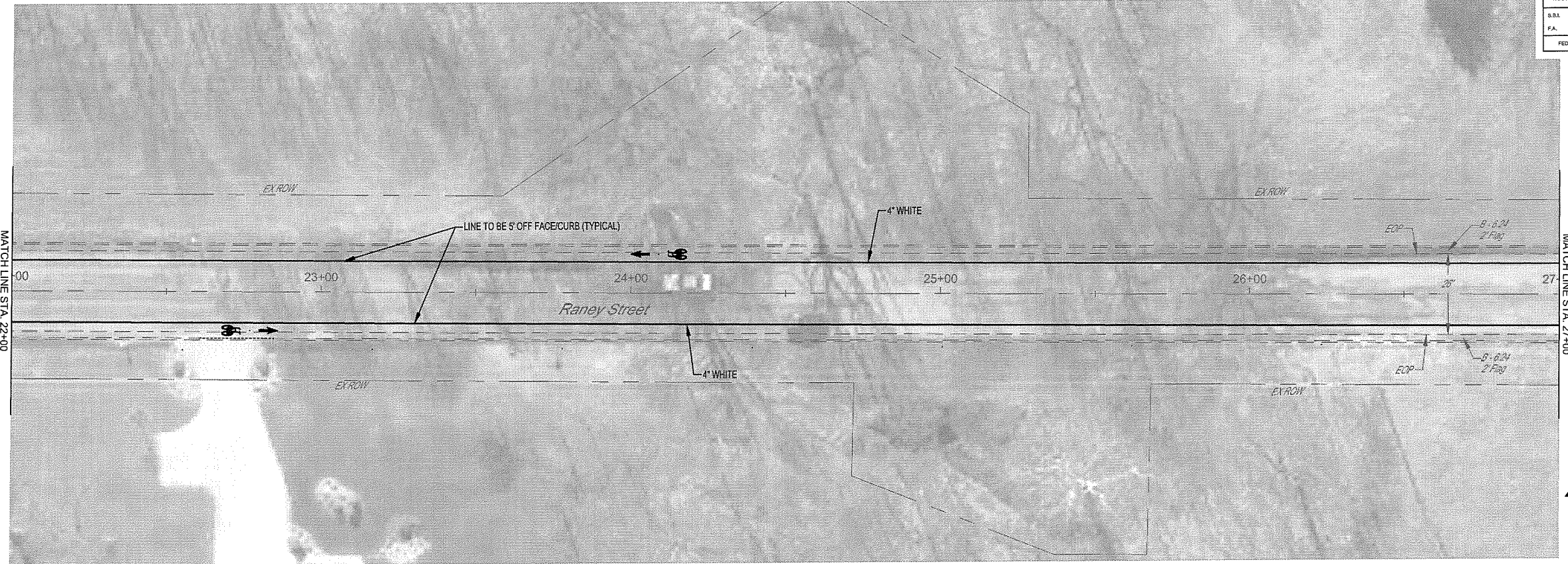
MILANO & GRUNLOH ENGINEERS, LLC
 114 W. WASHINGTON AVE. | PO BOX 697
 EFFINGHAM, IL 62401
 Phone: (217) 347-7262 | (800) 677-2714
 Email: mgen@mgengineers.com
 Web: www.mgengineers.com
 Design Firm #184-003106

File name: S:\2016\16006\dwg\Raney.dwg
 Plot date: 2/25/2021 13:33

RANEY STREET
 PAVEMENT MARKING
 AND SIGNAGE PLAN
 SECTION 16-00141-00-BT
 CITY OF EFFINGHAM, ILLINOIS

ROUTE NO.	SECTION	COUNTY	TOTAL SHEETS	SHEET NO.
S.B.A. F.A.	16-00141- 00-BT	EFFINGHAM	96	15
FED. ROAD DIST. NO. 7	ILLINOIS	FED. AID PROJECT-		

CONTRACT #95822



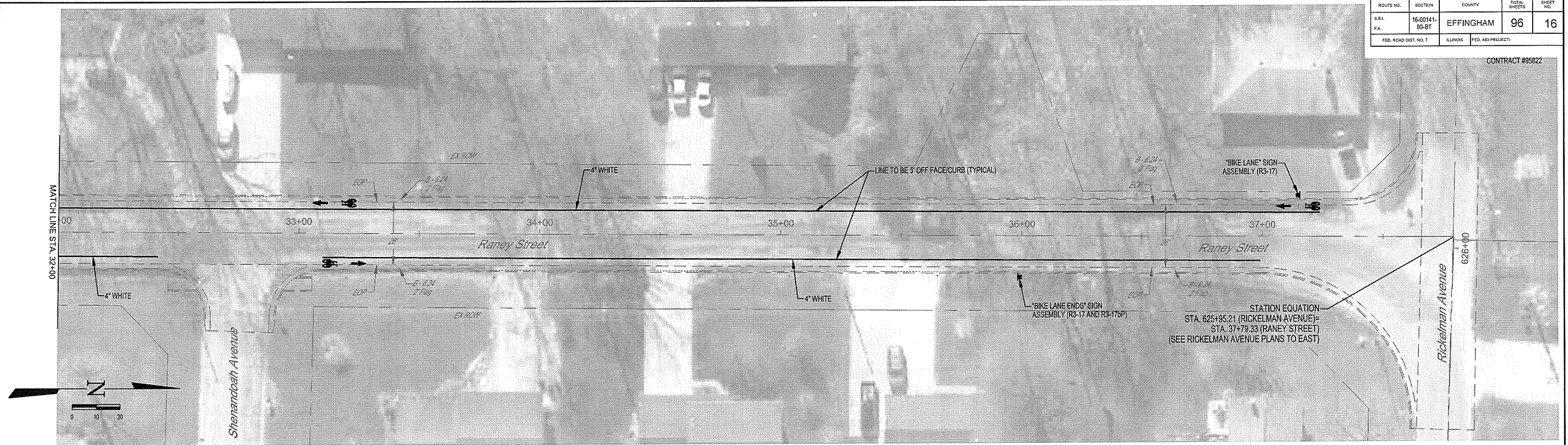
MILANO & GRUNLOH ENGINEERS, LLC
 114 W. WASHINGTON AVE. | PO BOX 897
 EFFINGHAM, IL 62401
 Phone: (217) 347-7252 | (800) 677-2714
 Email: mge@engineers.com
 Web: www.mgeengineers.com
 Design Firm #184-031106

File name: S:\2016\16006\dwg\Raney.dwg
 Plot date: 2/25/2021 13:33


RANEY STREET
 PAVEMENT MARKING
 AND SIGNAGE PLAN
 SECTION 16-00141-00-BT
 CITY OF EFFINGHAM, ILLINOIS

ROUTE NO.	SECTION	COUNTY	TOTAL SHEETS	SHEET NO.
S.B.L. F.A.	16-00141-00-BT	EFFINGHAM	96	16
FED. ROAD DIST. NO. 7	ILLINOIS	FED. AID PROJECT-		

CONTRACT #95822



LOCATION	THERMOPLASTIC PAVEMENT MARKING - LETTERS AND SYMBOLS	THERMOPLASTIC PAVEMENT MARKING - LINE 4"	SIGN PANEL - TYPE 1	TELESCOPING STEEL SIGN SUPPORT
	SQ FT	FOOT	SQ FT	FOOT
Rt, Sta. 12+18.0 to Sta. 32+41.6		2,024		
Lt, Sta. 12+18.0 to Sta. 29+42.9		1,725		
Lt, Sta. 12+27.0			4.3	15
Rt, Sta. 12+27.0	11.2		3.0	14
Lt, Sta. 13+58.9	11.2			
Rt, Sta. 17+52.0	11.2			
Lt, Sta. 18+83.8	11.2			
Rt, Sta. 22+77.0	11.2			
Lt, Sta. 24+08.9	11.2			
Rt, Sta. 28+02.0	11.2			
Lt, Sta. 29+33.9	11.2			
Lt, Sta. 30+10.9 to Sta. 37+23.7		713		
Rt, Sta. 33+10.0 to Sta. 36+99.1		389		
Lt, Sta. 33+14.7	11.2			
Rt, Sta. 33+18.9	11.2			
Rt, Sta. 35+99.1			4.3	15
Lt, Sta. 37+14.7	11.2		3.0	14
TOTAL	123.2	4,851	14.6	58

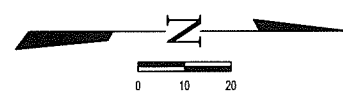
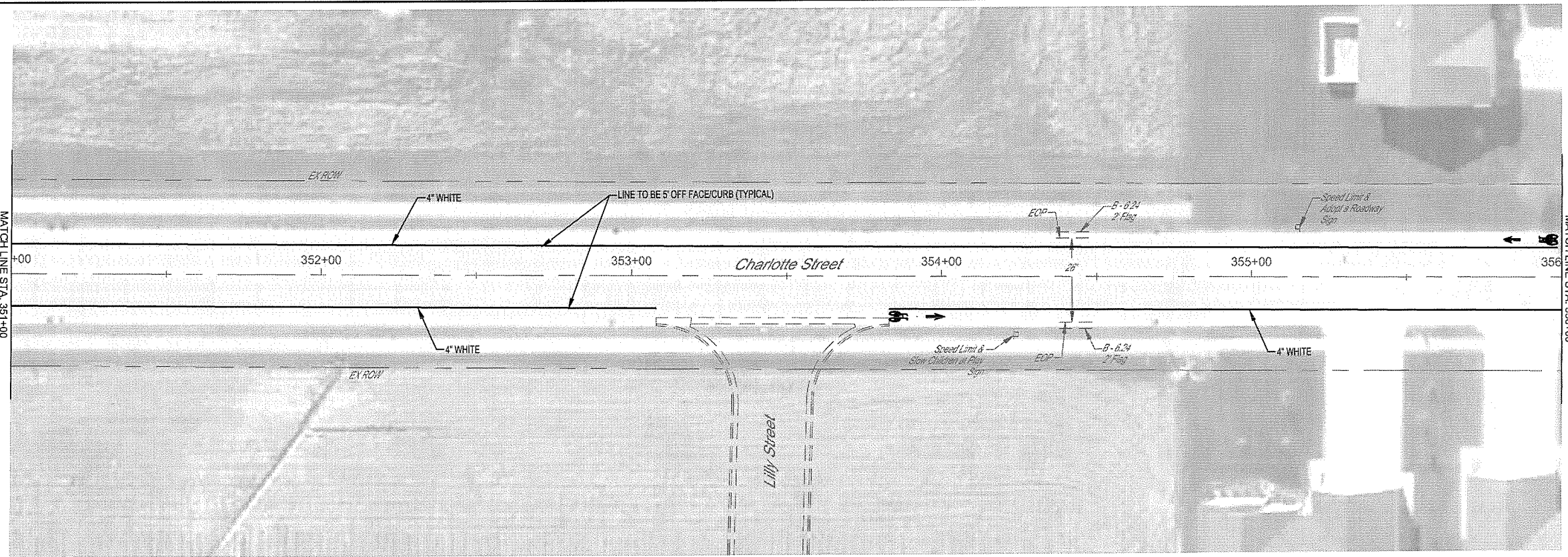
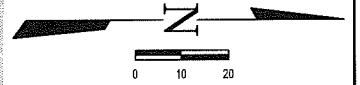
 <p>MILANO & GRUNLOH ENGINEERS, LLC 114 W. WASHINGTON AVE. PO BOX 687 EFFINGHAM, IL 62401 Phone: (217) 347-7262 (800) 677-2714 Email: mgen@engr.com Web: www.mgen.com Design Firm #184-003108</p>	<p>RANEY STREET PAVEMENT MARKING AND SIGNAGE PLAN SECTION 16-00141-00-BT CITY OF EFFINGHAM, ILLINOIS</p>
	<p>File name: S:\2016\16006\dwg\Raney.dwg Plot date: 2/25/2021 13:33</p>

ROUTE NO.	SECTION	COUNTY	TOTAL SHEETS	SHEET NO.
S.B.L. F.A.	16-00141- 00-BT	EFFINGHAM	96	17
FED. ROAD DIST. NO. 7	ILLINOIS	FED. AID PROJECT-		

CONTRACT #95822
CONTRACT #95822



STATION EQUATION
STA. 346+00.00 (CHARLOTTE STREET) =
STA. 625+73.96 (FORD AVENUE)
(SEE FORD AVENUE PLANS TO WEST)



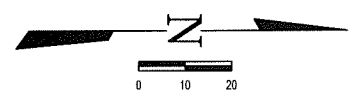
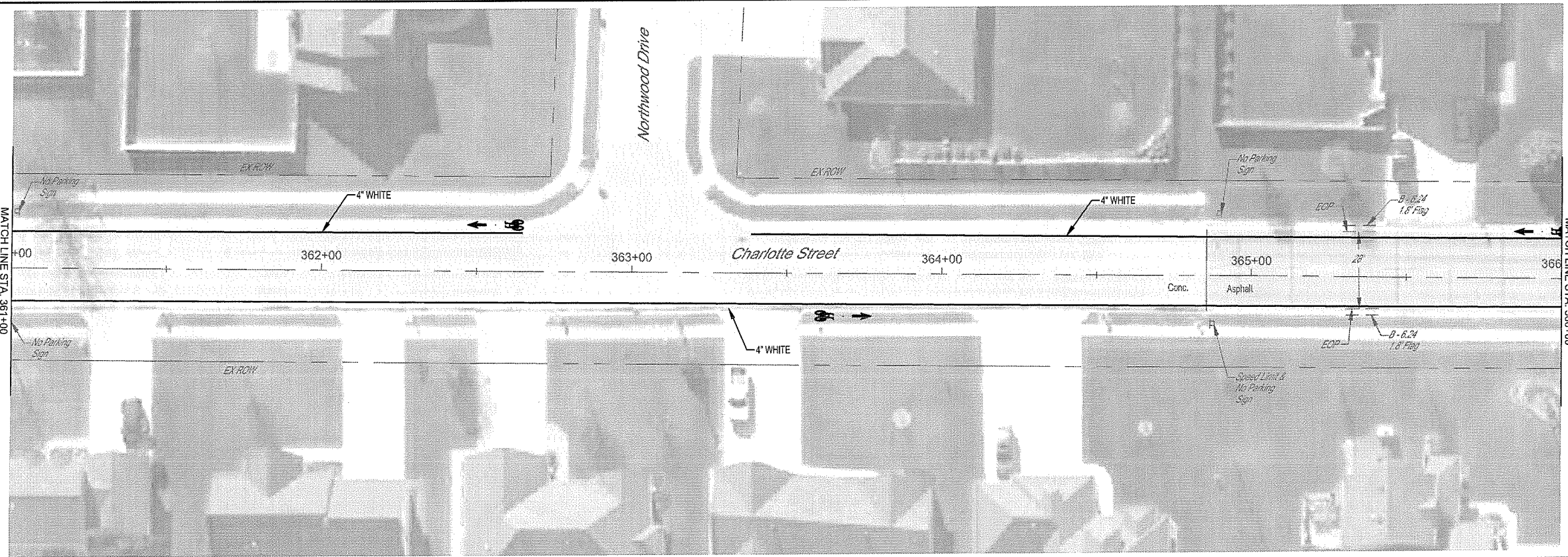
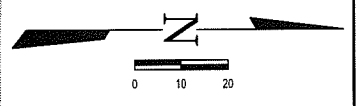

MILANO & GRUNLOH ENGINEERS, LLC
114 W. WASHINGTON AVE. | PO BOX 897
EFFINGHAM, IL 62401
Phone: (217) 347-7262 | (800) 677-2714
Email: mgeni@engr.com
Web: www.mgeni.com
Design Firm #184-003108

CHARLOTTE STREET
PAVEMENT MARKING
AND SIGNAGE PLAN
SECTION 16-00141-00-BT
CITY OF EFFINGHAM, ILLINOIS

File name: S:\2016\16006\dwg\Charlotte.dwg
Plot date: 2/25/2021 13:34

ROUTE NO.	SECTION	COUNTY	TOTAL SHEETS	SHEET NO.
S.B.A. P.A.	16-00141-00-BT	EFFINGHAM	96	18
FED. ROAD DIST. NO. 7	ILLINOIS	FED. AID PROJECT-		

CONTRACT #56822



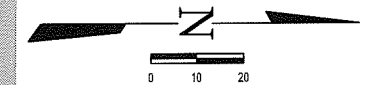
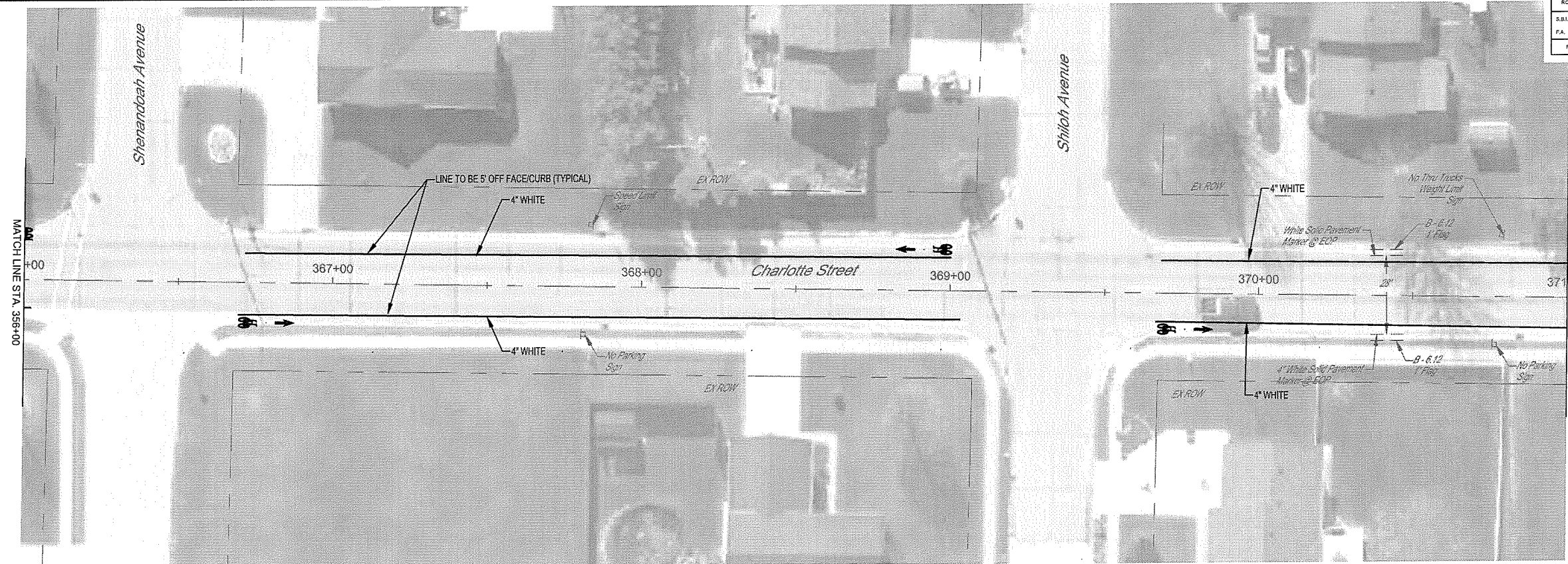
MILANO & GRUNLOH ENGINEERS, LLC
 114 W. WASHINGTON AVE. | PO BOX 897
 EFFINGHAM, IL 62401
 Phone: (217) 347-7262 | (800) 677-2714
 Email: mge@engineers.com
 Web: www.mgengineers.com
 Design Firm #184-003108

CHARLOTTE STREET
 PAVEMENT MARKING
 AND SIGNAGE PLAN
 SECTION 16-00141-00-BT
 CITY OF EFFINGHAM, ILLINOIS

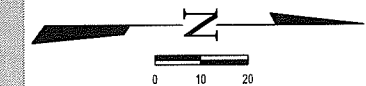
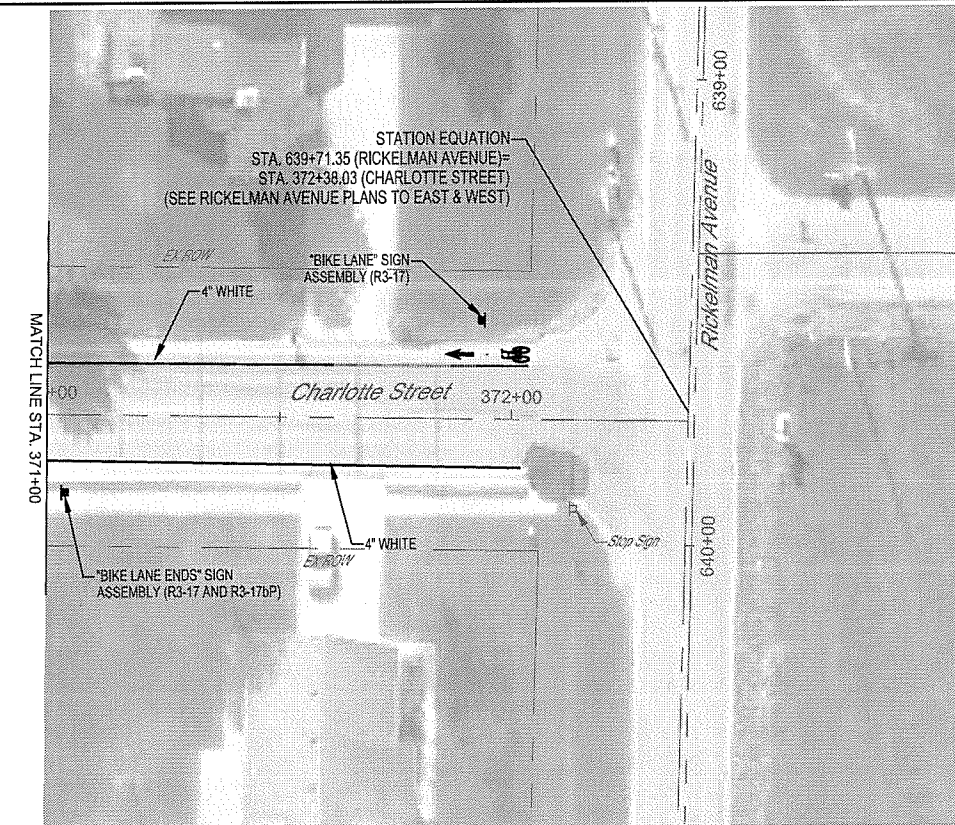
File name: S:\2016\16006\dwg\Charlotte.dwg
 Plot date: 2/25/2021 13:34

ROUTE NO.	SECTION	COUNTY	TOTAL SHEETS	SHEET NO.
S.B.I. F.A.	16-00141-00-BT	EFFINGHAM	96	19
FED. ROAD DIST. NO. 7	ILLINOIS	FED. AID PROJECT:		

CONTRACT #95822



LOCATION	THERMOPLASTIC PAVEMENT MARKING - LETTERS AND SYMBOLS	THERMOPLASTIC PAVEMENT MARKING - LINE 4"	MODIFIED URETHANE PAVEMENT MARKING - LETTERS AND SYMBOLS	MODIFIED URETHANE PAVEMENT MARKING - LINE 4"	SIGN PANEL - TYPE 1	TELESCOPING STEEL SIGN SUPPORT
	SQ FT	FOOT	SQ FT	FOOT	SQ FT	FOOT
Lt. Sta. 346+69.1 to Sta. 355+98.6				930		
Rt. Sta. 346+69.1 to Sta. 353+08.0				639		
Rt. Sta. 346+78.1			11.2		3.0	14
Lt. Sta. 347+69.1					4.3	15
Lt. Sta. 348+86.9			11.2			
Rt. Sta. 353+80.3 to Sta. 359+07.5				525		
Rt. Sta. 353+92.0			11.2			
Lt. Sta. 355+89.6			11.2			
Lt. Sta. 356+70.5 to Sta. 359+13.5				243		
Rt. Sta. 356+88.3			11.2			
Lt. Sta. 359+03.2			11.2			
Lt. Sta. 359+79.6 to Sta. 362+65.0				286		
Rt. Sta. 359+90.5			11.2			
Rt. Sta. 359+81.5 to Sta. 364+85.5				504		
Lt. Sta. 362+56.0			11.2			
Lt. Sta. 363+38.6 to Sta. 364+85.5				147		
Rt. Sta. 363+68.2			11.2			
Lt. Sta. 364+85.5 to Sta. 366+02.6		117				
Rt. Sta. 364+85.5 to Sta. 366+02.4		117				
Lt. Sta. 365+93.6	11.2					
Lt. Sta. 366+71.4 to Sta. 369+00.5		229				
Lt. Sta. 366+78.5	11.2					
Rt. Sta. 366+69.5 to Sta. 369+03.8		235				
Lt. Sta. 368+91.31	11.2					
Rt. Sta. 369+66.6 to Sta. 372+03.9		238				
Lt. Sta. 369+68.4 to Sta. 372+03.7		236				
Rt. Sta. 369+75.6	11.2					
Rt. Sta. 371+03.9					4.3	15
Lt. Sta. 371+94.5	11.2				3.0	14
TOTAL	56.0	1,172	100.8	3,274	14.6	58



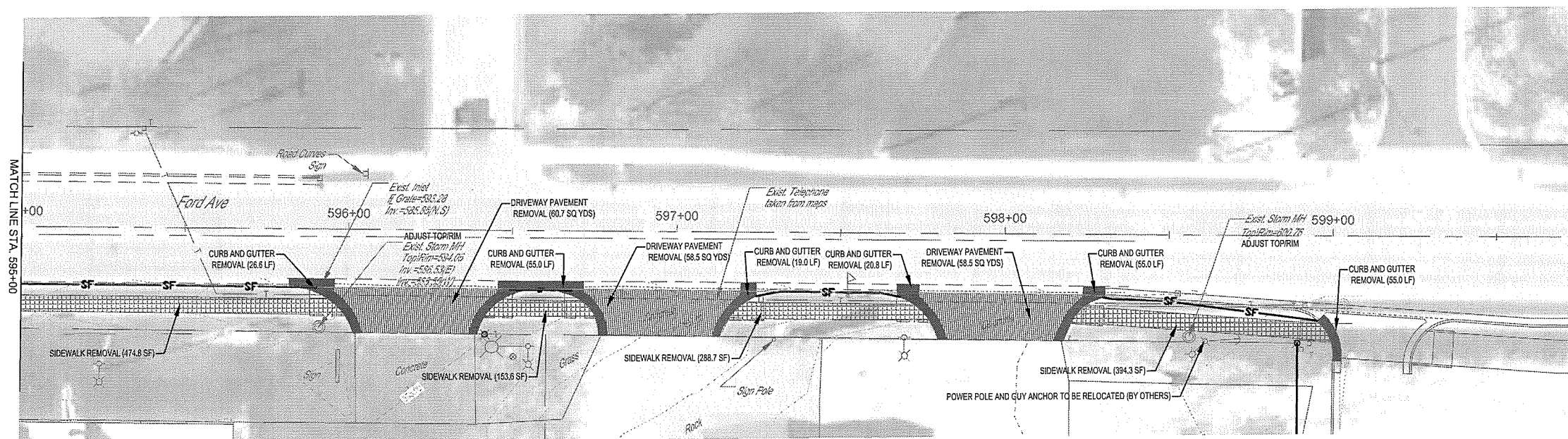

MILANO & GRUNLOH ENGINEERS, LLC
 114 W. WASHINGTON AVE. | PO BOX 897
 EFFINGHAM, IL 62401
 Phone: (217) 347-7262 | (800) 677-2714
 Email: mge@engineers.com
 Web: www.mgeengineers.com
 Design Firm #184-033168

File name: S:\2016\16006\dwg\Charlotte.dwg
 Plot date: 2/25/2021 13:34

CHARLOTTE STREET
 PAVEMENT MARKING
 AND SIGNAGE PLAN
 SECTION 16-00141-00-BT
 CITY OF EFFINGHAM, ILLINOIS

ROUTE NO.	SECTION	COUNTY	TOTAL SHEETS	SHEET NO.
S.B.L.	16-00141-00-BT	EFFINGHAM	96	20
F.A.				
FED. ROAD DIST. NO. 7	ILLINOIS	FED. AID PROJECT		

CONTRACT #95822



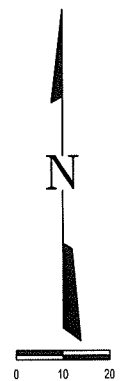
MILANO & GRUNLOH ENGINEERS, LLC
 114 W. WASHINGTON AVE. | PO BOX 897
 EFFINGHAM, IL 62401
 Phone: (217) 347-7262 | (800) 677-2714
 Email: mgen@engr.com
 Web: www.mgen.com
 Design Firm #184-003106

File name: S:\2016\16006\dwg\Ford.dwg
 Plot date: 2/25/2021 13:46

FORD AVENUE - REMOVALS
 PAVEMENT MARKING
 AND SIGNAGE PLAN
 SECTION 16-00141-00-BT
 CITY OF EFFINGHAM, ILLINOIS

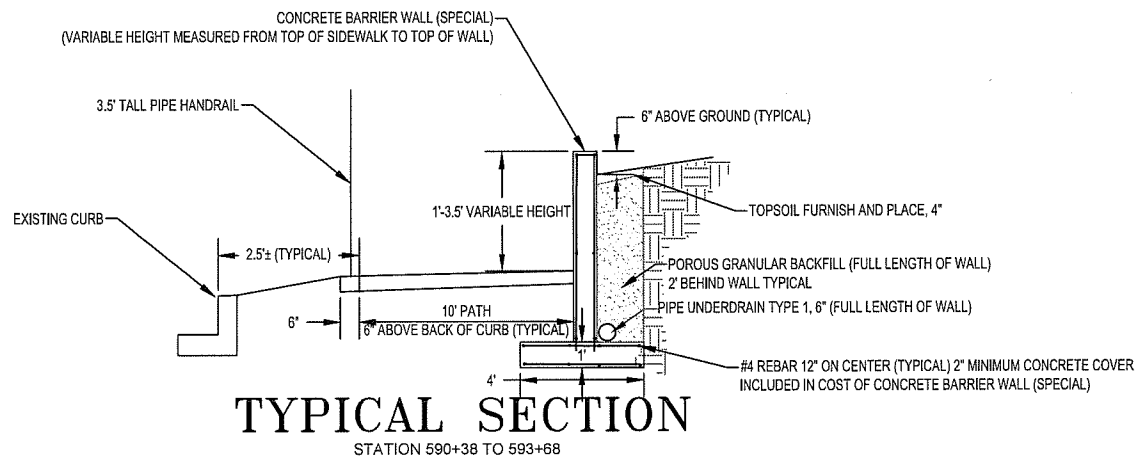
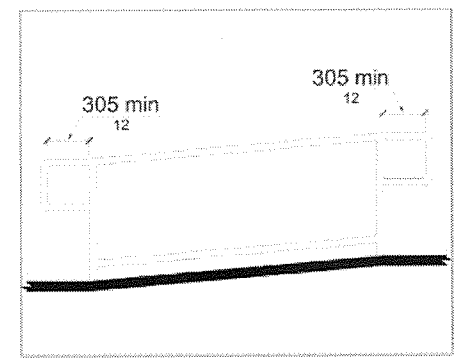
ROUTE NO.	SECTION	COUNTY	TOTAL SHEETS	SHEET NO.
S.B.L. F.A.	16-00141-00-BT	EFFINGHAM	96	21
FED. ROAD DIST. NO. 7	ILLINOIS	FED. AID PROJECT-		

CONTRACT #5822



R409.10.1 Top and Bottom Extension at Ramps. Ramp handrails shall extend horizontally above the landing for 305 mm (1.0 ft) minimum beyond the top and bottom of ramp runs. Extensions shall return to a wall, guard, or the landing surface, or shall be continuous to the handrail of an adjacent ramp run.

Figure R409.10.1 Top and Bottom Extension at Ramps



TYPICAL SECTION

STATION 590+38 TO 593+68

HANDRAIL END SECTION TREATMENT (EXCERPT FROM CH 4 PROWAG)

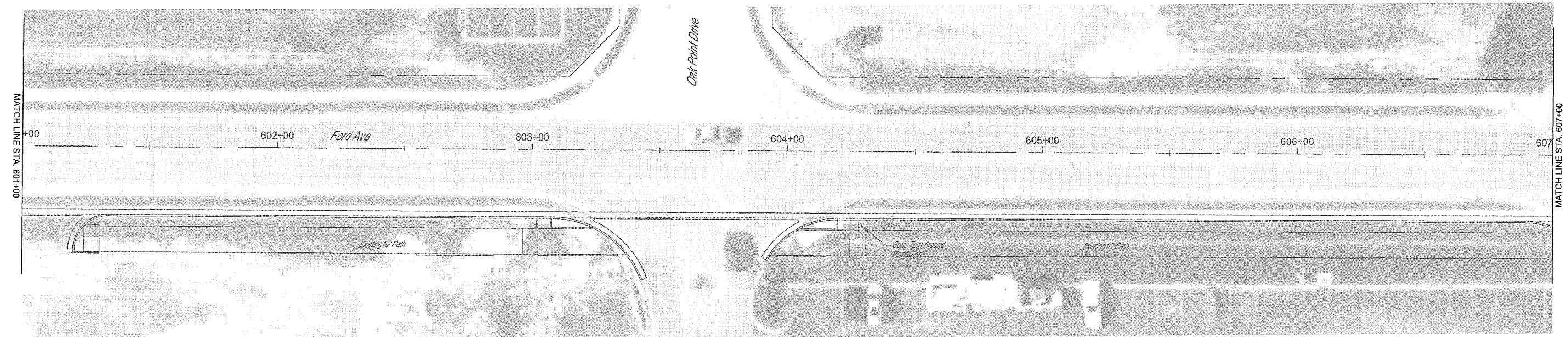
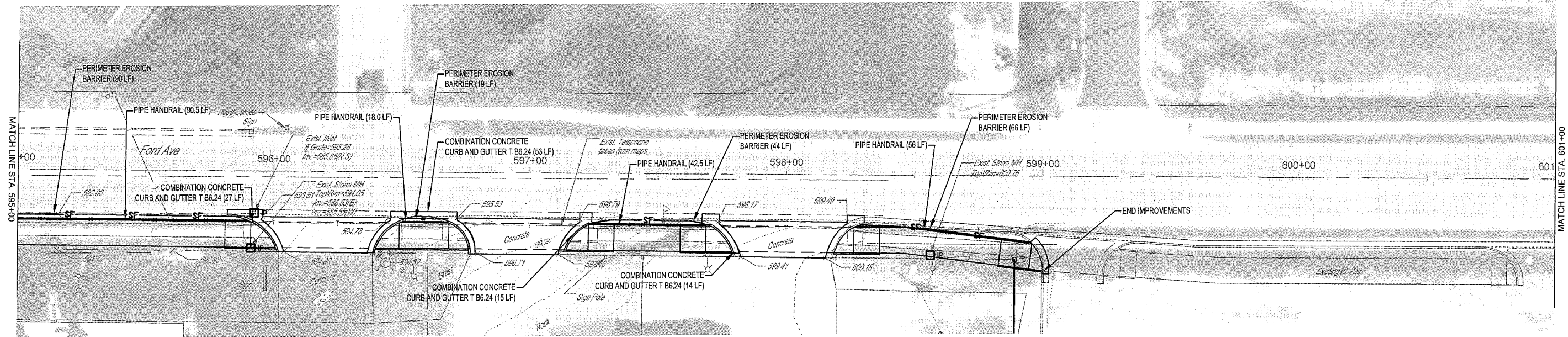
MILANO & GRUNLOH ENGINEERS, LLC
 114 W. WASHINGTON AVE. | PO BOX 897
 EFFINGHAM, IL 62401
 Phone: (217) 347-7262 | (800) 677-2714
 Email: mgen@milanoandgrunloh.com
 Web: www.mgen.com
 Design Firm #184-003198

FORD AVENUE
 PAVEMENT MARKING
 AND SIGNAGE PLAN
 SECTION 16-00141-00-BT
 CITY OF EFFINGHAM, ILLINOIS

File name: S:\2016\16006\dwg\Ford.dwg
 Plot date: 2/25/2021 13:46

ROUTE NO.	SECTION	COUNTY	TOTAL SHEETS	SHEET NO.
S.B.L. F.A.	16-00141- 00-BT	EFFINGHAM	96	22
FED. ROAD DIST. NO. 7		ILLINOIS	FED. AID PROJECT-	

CONTRACT #95822



NO IMPROVEMENTS THIS SECTION


MILANO & GRUNLOH ENGINEERS, LLC
 114 W. WASHINGTON AVE. | PO BOX 697
 EFFINGHAM, IL 62401
 Phone: (217) 347-7262 | (800) 677-2714
 Email: mgengineers@mgengineers.com
 Web: www.mgengineers.com
 Design Firm #184-033108

FORD AVENUE
 PAVEMENT MARKING
 AND SIGNAGE PLAN
 SECTION 16-00141-00-BT
 CITY OF EFFINGHAM, ILLINOIS

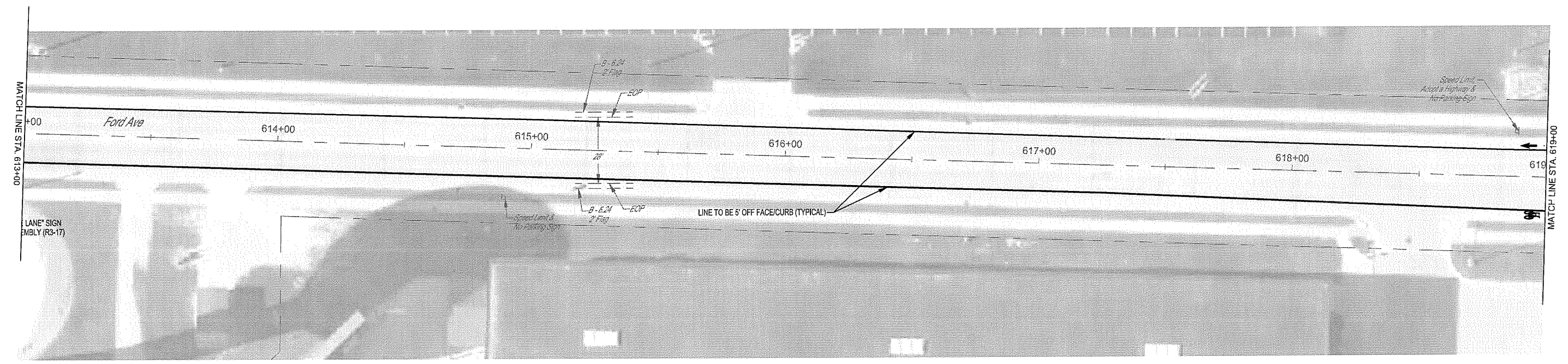
File name: S:\2016\16006\dwg\Ford.dwg
 Plot date: 2/25/2021 13:46

ROUTE NO.	SECTION	COUNTY	TOTAL SHEETS	SHEET NO.
S.B.L.	16-00141-00-BT	EFFINGHAM	96	23
F.A.				
FED. ROAD DIST. NO. 7	ILLINOIS	FED. AID PROJECT-		

CONTRACT #35822



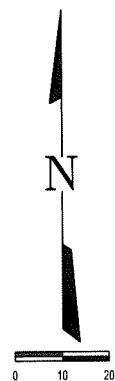
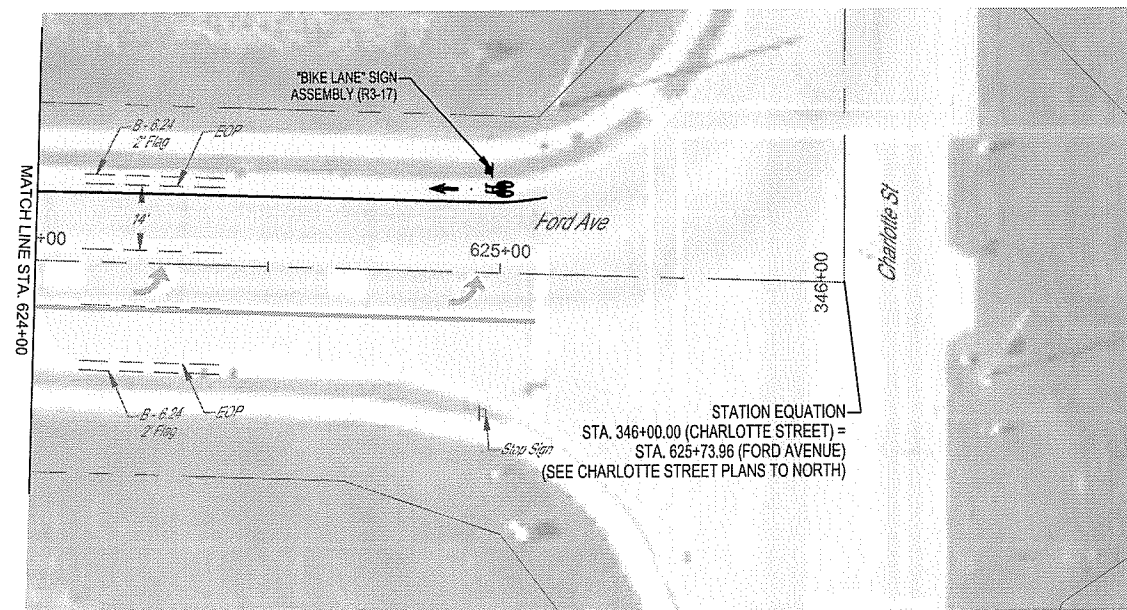
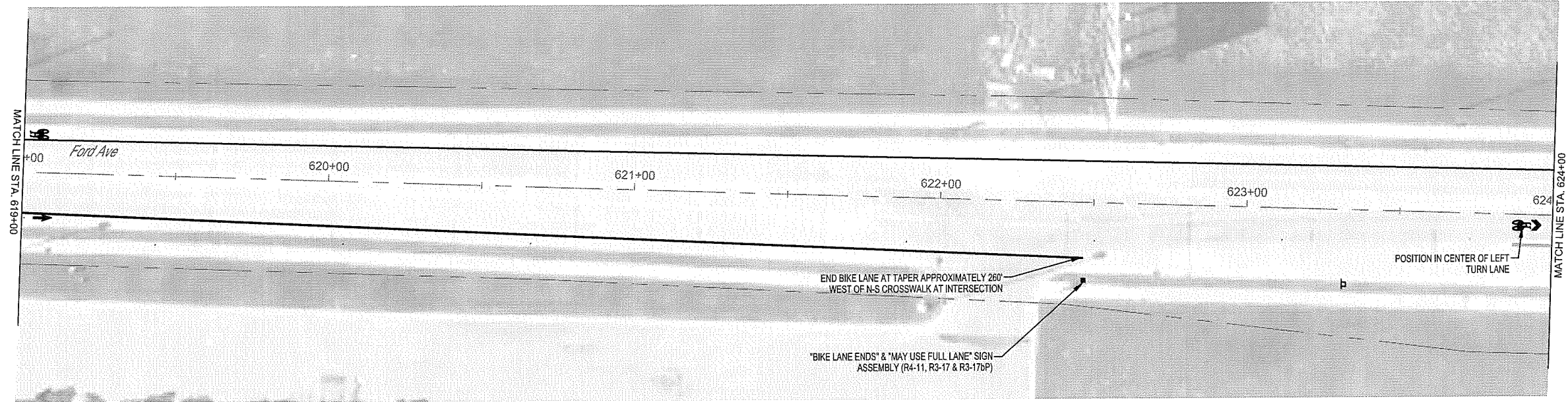
NO IMPROVEMENTS THIS SECTION



	MILANO & GRUNLOH ENGINEERS, LLC 114 W. WASHINGTON AVE. PO BOX 897 EFFINGHAM, IL 62401 Phone: (217) 347-7262 (800) 677-2714 Email: mgen@milanogrunloh.com Web: www.mgen.com Design Firm #184-03108	FORD AVENUE PAVEMENT MARKING AND SIGNAGE PLAN SECTION 16-00141-00-BT CITY OF EFFINGHAM, ILLINOIS
	File name: S:\2016\16006\dwg\Ford.dwg Plot date: 2/25/2021 13:46	

ROUTE NO.	SECTION	COUNTY	TOTAL SHEETS	SHEET NO.
S.B.L. F.A.	16-00141-00-BT	EFFINGHAM	96	24
FED. ROAD DIST. NO. 7	ILLINOIS	FED. AID PROJECT-		

CONTRACT #95822



MILANO & GRUNLOH ENGINEERS, LLC
 114 W. WASHINGTON AVE. | PO BOX 897
 EFFINGHAM, IL 62401
 Phone: (217) 347-7262 | (800) 677-2714
 Email: mge@engineers.com
 Web: www.mjengr.com
 Design Firm #184-035198

FORD AVENUE
 PAVEMENT MARKING
 AND SIGNAGE PLAN
 SECTION 16-00141-00-BT
 CITY OF EFFINGHAM, ILLINOIS

File name: S:\2016\16006\dwg\Ford.dwg
 Plot date: 2/25/2021 13:46

ROUTE NO.	SECTION	COUNTY	TOTAL SHEETS	SHEET NO.
S.B.I. F.A.	16-00141-00-BT	EFFINGHAM	96	25
FED. ROAD DIST. NO. 7		ILLINOIS	FED. AID PROJECT-	


CONTRACT #95822

Removals					
LOCATION	DRIVEWAY PAVEMENT REMOVAL	COMBINATION CURB AND GUTTER REMOVAL	SIDEWALK REMOVAL	FRAME AND GRATES TO BE ADJUSTED	EARTH EXCAVATION
	44000200 SQ YD	44000500 FOOT	44000600 SQ FT	60300105 EACH	20200100 CU YD
Rt. Sta. 589+60.96 - 599+02.61					312.0
Rt. Sta. 589+60.96 - 593+01.54			1,923.2		
Rt. Sta. 592+88.61 - 593+58.44		118.6			
Rt. Sta. 592+98.69 - 593+47.09	56.0				
Rt. Sta. 593+44.38 - 595+00			770.0		
Rt. Sta. 594+83.25				1	
Rt. Sta. 595+00 - 595+99.10			474.8		
Rt. Sta. 595+82.04 - 596+04.30		26.6			
Rt. Sta. 595+91.13				1	
Rt. Sta. 595+95.09 - 596+45.74	60.7				
Rt. Sta. 596+36.81 - 596+78.85		55.0			
Rt. Sta. 596+41.37 - 596+75.36			153.6		
Rt. Sta. 596+71.78 - 597+19.63	58.5				
Rt. Sta. 597+11.27 - 597+24.33		19.0			
Rt. Sta. 597+15.70 - 597+77.89			288.7		
Rt. Sta. 597+67.29 - 597+82.49		20.8			
Rt. Sta. 597+73.88 - 598+27.83	58.5				
Rt. Sta. 598+15.37 - 598+30.53		20.6			
Rt. Sta. 598+20.16 - 598+99.58			394.3		
Rt. Sta. 598+56.35				1	
Rt. Sta. 598+95.38 - 599+02.61		14.1			
TOTAL	233.7	274.7	4,004.6	3	312.0
USE	234.0	275.0	4,005.0	3.0	315.0

Pavement Improvements									
LOCATION	CONCRETE BARRIER WALL (SPECIAL)	POROUS GRANULAR BACKFILL	TOPSOIL FURNISH AND PLACE, 4"	PIPE UNDERDRAIN, TYPE 1, 6"	UNDERDRAIN CONNECTION TO STRUCTURE	PIPE HANDRAIL	PORTLAND CEMENT CONCRETE DRIVEWAY PAVEMENT, 8 INCH	PORTLAND CEMENT CONCRETE SIDEWALK 6 INCH	COMBINATION CONCRETE CURB AND GUTTER, TYPE B-6.24
	X6370050 FOOT	20900110 CU YD	21101615 SQ YD	60108106 FOOT	Z0076870 EACH	50901760 FOOT	42300400 SQ FT	42400300 SQ FT	60605000 FOOT
Rt. Sta. 589+39.02 - 595+00						525.5			
Rt. Sta. 589+60.96 - 595+00								5,468.4	
Rt. Sta. 589+63.95 - 593+67.71	382.0	46.0	84.9						
Rt. Sta. 589+63.95 - 594+63.47				477.0					
Rt. Sta. 592+88.61 - 593+58.44									69.8
Rt. Sta. 594+63.47					1				
Rt. Sta. 595+00 - 595+90.93						90.5			
Rt. Sta. 595+00 - 596+00.90								1,023.7	
Rt. Sta. 595+82.09 - 596+04.51									27.0
Rt. Sta. 595+95.14 - 596+45.80							60.7		
Rt. Sta. 596+36.84 - Sta. 596+78.90									53.0
Rt. Sta. 596+40.07 - 596+76.19								333.3	
Rt. Sta. 596+49.75 - 596+71.77						18.0			
Rt. Sta. 596+71.77 - 597+19.65							58.5		
Rt. Sta. 597+11.31 - 597+24.33									19.0
Rt. Sta. 597+13.99 - 597+79.30								632.5	
Rt. Sta. 597+23.96 - 597+66.29						42.5			
Rt. Sta. 597+67.24 - 597+82.60									20.8
Rt. Sta. 597+73.94 - 598+23.86							62.1		
Rt. Sta. 598+15.41 - 598+30.51									20.6
Rt. Sta. 598+18.57 - 599+00.20								829.0	
Rt. Sta. 598+28.34 - 598+84.18						56.0			
Rt. Sta. 598+95.35 - 599+02.66									14.0
TOTAL	382.0	46.0	84.9	477.0	1	732.5	181.3	8,286.9	224.2
USE	382.0	46.0	85.0	477.0	1.0	733.0	181.0	8,287.0	224.0

Erosion Control			
LOCATION	PERIMETER EROSION BARRIER	INLET AND PIPE PROTECTION	INLET FILTERS
	28000400 FOOT	28000500 EACH	28000510 EACH
Rt. Sta. 589+27.76		1.0	1.0
Rt. Sta. 589+37.79 - 595+00.00	527.0		
Rt. Sta. 594+01.26		1.0	1.0
Rt. Sta. 594+05.73		1.0	1.0
Rt. Sta. 594+63.53		1.0	1.0
Rt. Sta. 594+83.30		1.0	1.0
Rt. Sta. 595+92.42		1.0	1.0
Rt. Sta. 595+91.12		1.0	1.0
Rt. Sta. 598+56.36		1.0	1.0
Sub Total	527.0	8.0	8.0

Ford Ave Pavement Marking				
LOCATION	MODIFIED URETHANE PAVEMENT MARKING - LETTERS AND SYMBOLS	MODIFIED URETHANE PAVEMENT MARKING LINE - 4"	SIGN PANEL - TYPE 1	TELESCOPING STEEL SIGN SUPPORT
	78009000 SQ FT	78009004 FOOT	72000100 SQ FT	72800100 FOOT
Lt. Sta. 612+79.30	11.2		3.8	14
Rt. Sta. 612+44.83 - 622+50.00		1007.0		
Lt. Sta. 612+54.28 - 625+09.64		1256.0		
Rt. Sta. 612+84.11	11.2		3.0	14
Rt. Sta. 619+00.00	11.2			
Lt. Sta. 619+00.00	11.2			
Rt. Sta. 623+91.00	8.0		11.3	16
Lt. Sta. 624+97.06	11.2		3.0	14
TOTAL	64.0	2263.0	21.1	58.0

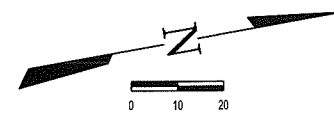
 <p>MILANO & GRUNLOH ENGINEERS, LLC 114 W. WASHINGTON AVE. PO BOX 897 EFFINGHAM, IL 62401 Phone: (217) 347-7262 (800) 677-2714 Email: mgeengineers@mgeengineers.com Web: www.mgeengineers.com Design Firm #184-003106</p>	<p>FORD AVE. SCHEDULES BIKE PATH - PAVEMENT MARKING AND SIGNAGE PROJECT SECTION 16-00141-00-BT CITY OF EFFINGHAM, ILLINOIS EFFINGHAM COUNTY, ILLINOIS</p>
	<p>File name: S:\2016\16006.dwg\Title Sheet.dwg Plot date: 2/25/2021 15:51</p>

ROUTE NO.	SECTION	COUNTY	TOTAL SHEETS	SHEET NO.
S.B.L. F.A.	16-00141- 00-BT	EFFINGHAM	96	26
FED. ROAD DIST. NO. 7	ILLINOIS	FED. AID PROJECT-		

CONTRACT #95822



MATCH LINE STA. 695+00



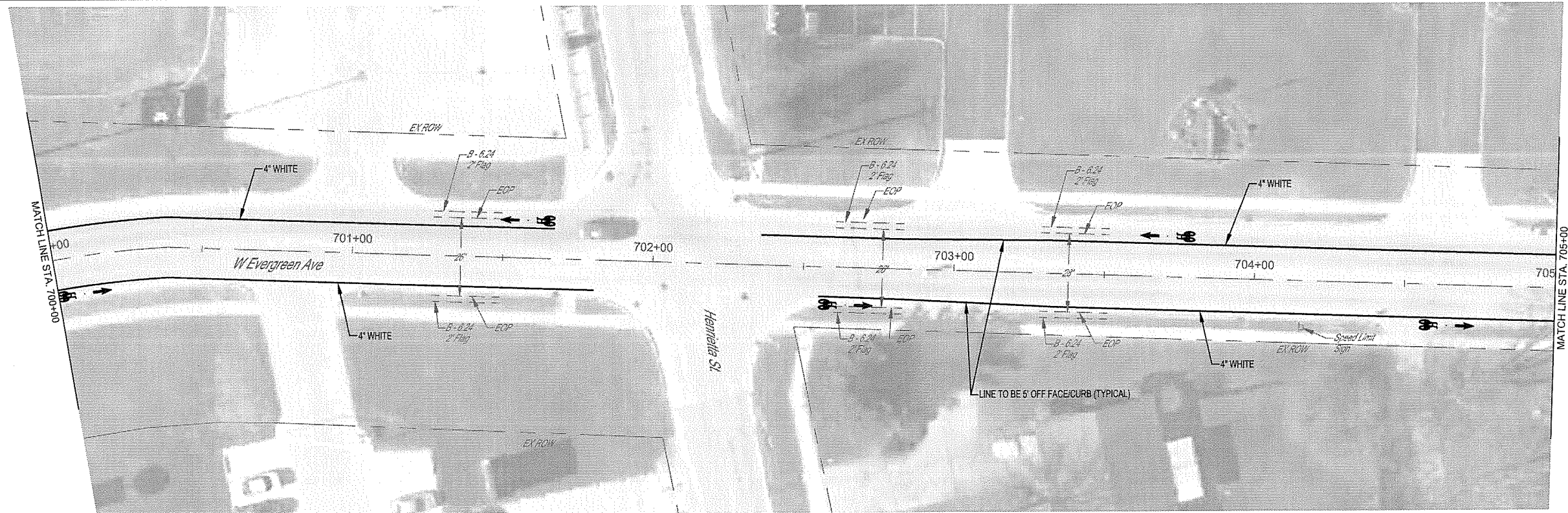
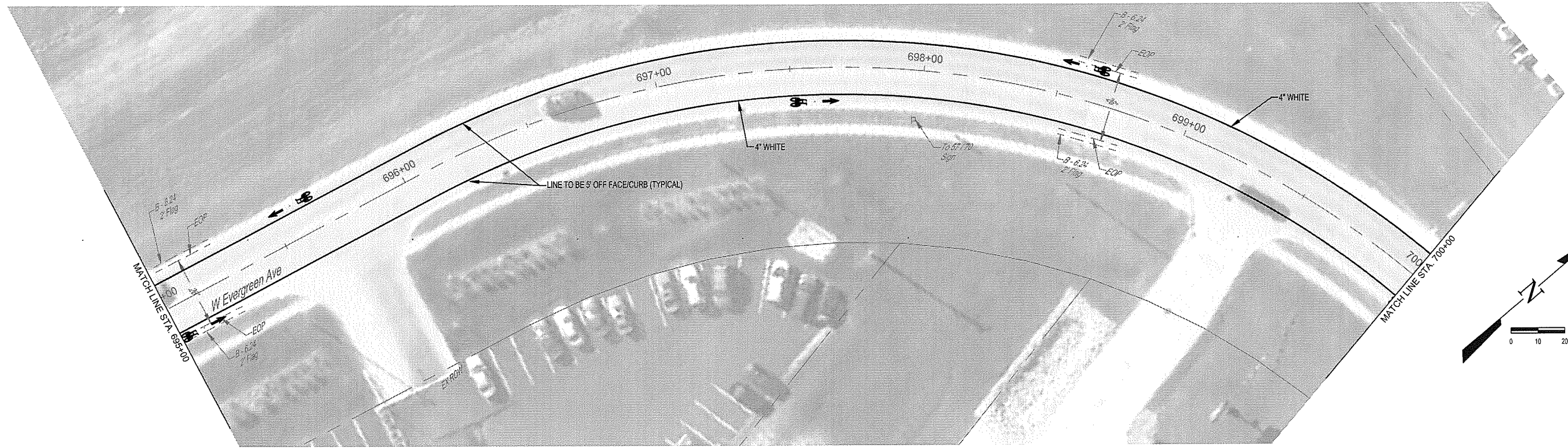
MILANO & GRUNLOH ENGINEERS, LLC
 114 W. WASHINGTON AVE. | PO BOX 897
 EFFINGHAM, IL 62401
 Phone: (217) 347-7262 | (800) 677-2714
 Email: mge@milanoengineers.com
 Web: www.milanoengineers.com
 Design Firm #184-003108

File name: S:\2016\16006\dwg\Evergreen.dwg
 Plot date: 2/25/2021 13:36

EVERGREEN AVENUE
 PAVEMENT MARKING
 AND SIGNAGE PLAN
 SECTION 16-00141-00-BT
 CITY OF EFFINGHAM, ILLINOIS

ROUTE NO.	SECTION	COUNTY	TOTAL SHEETS	SHEET NO.
S.B.I.	16-00141-00-BT	EFFINGHAM	96	27
F.A.				
FED. ROAD DIST. NO. 7	ILLINOIS	FED. AID PROJECT		

CONTRACT #95822



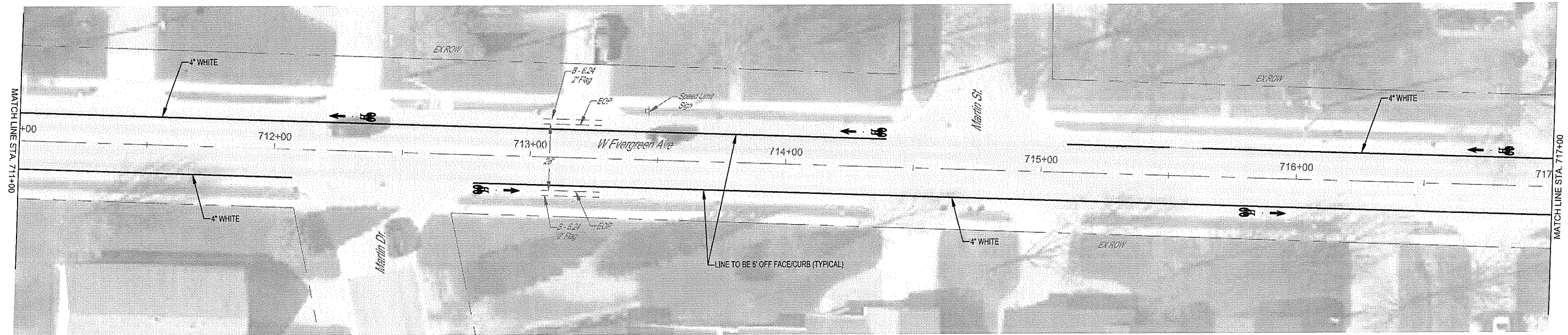
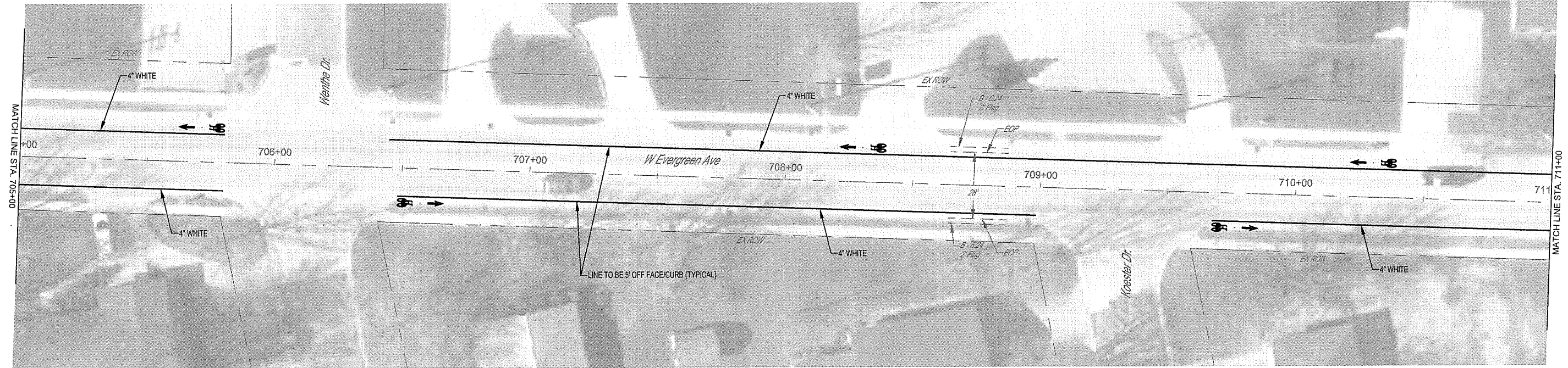
MILANO & GRUNLOH ENGINEERS, LLC
 114 W. WASHINGTON AVE. | PO BOX 897
 EFFINGHAM, IL 62401
 Phone: (217) 347-7262 | (800) 677-2714
 Email: mgeengineers@mgeengineers.com
 Web: www.mgeengineers.com
 Design Firm #184-003108

File name: S:\2016\16006\dwg\Evergreen.dwg
 Plot date: 2/25/2021 13:36

EVERGREEN AVENUE
 PAVEMENT MARKING
 AND SIGNAGE PLAN
 SECTION 16-00141-00-BT
 CITY OF EFFINGHAM, ILLINOIS

ROUTE NO.	SECTION	COUNTY	TOTAL SHEETS	SHEET NO.
S.B.I. F.A.	16-00141- 00-BT	EFFINGHAM	96	28
FED. ROAD DIST. NO. 7		ILLINOIS	FED. AID PROJECT	

CONTRACT #95822



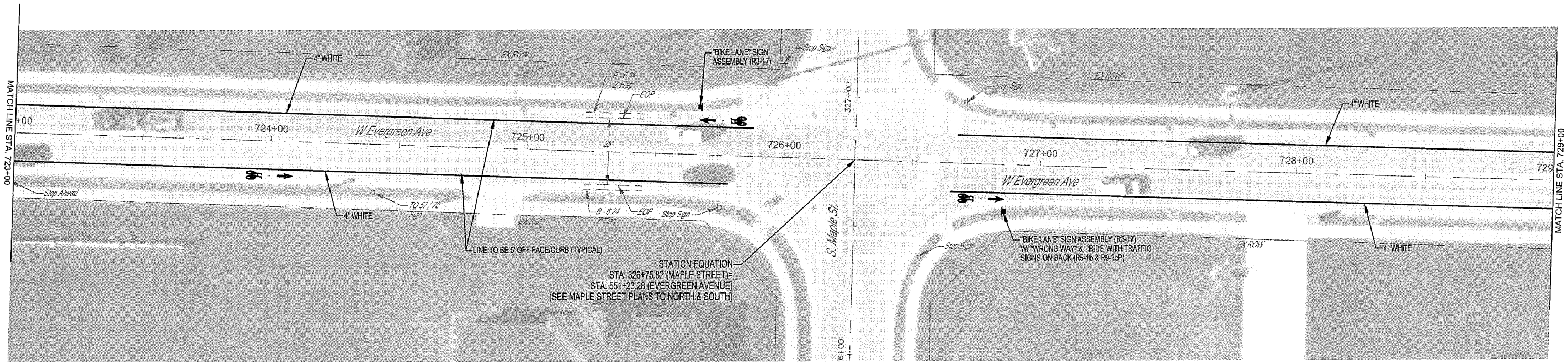
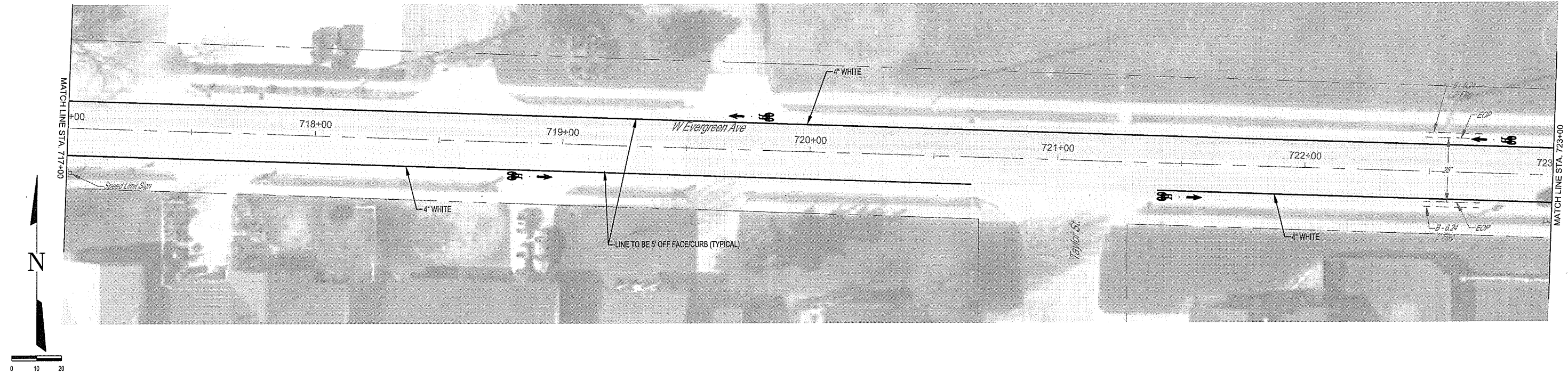
MILANO & GRUNLOH ENGINEERS, LLC
 114 W. WASHINGTON AVE. | PO BOX 897
 EFFINGHAM, IL 62401
 Phone: (217) 347-7262 | (800) 677-2714
 Email: mge@milanogrunloh.com
 Web: www.milanoengineers.com
 Design Firm #184-003108

EVERGREEN AVENUE
 PAVEMENT MARKING
 AND SIGNAGE PLAN
 SECTION 16-00141-00-BT
 CITY OF EFFINGHAM, ILLINOIS

File name: S:\2016\16006\dwg\Evergreen.dwg
 Plot date: 2/25/2021 13:36

ROUTE NO.	SECTION	COUNTY	TOTAL SHEETS	SHEET NO.
S.B.L. F.A.	16-00141- 00-BT	EFFINGHAM	96	29
FED. ROAD DIST. NO. 7	ILLINOIS	FED. AID PROJECT-		

CONTRACT #95822



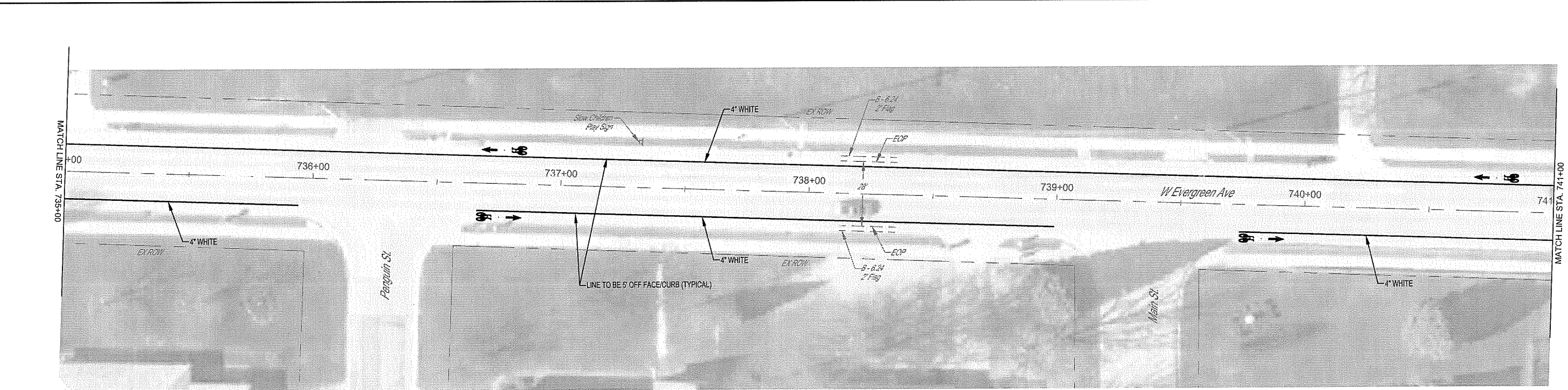
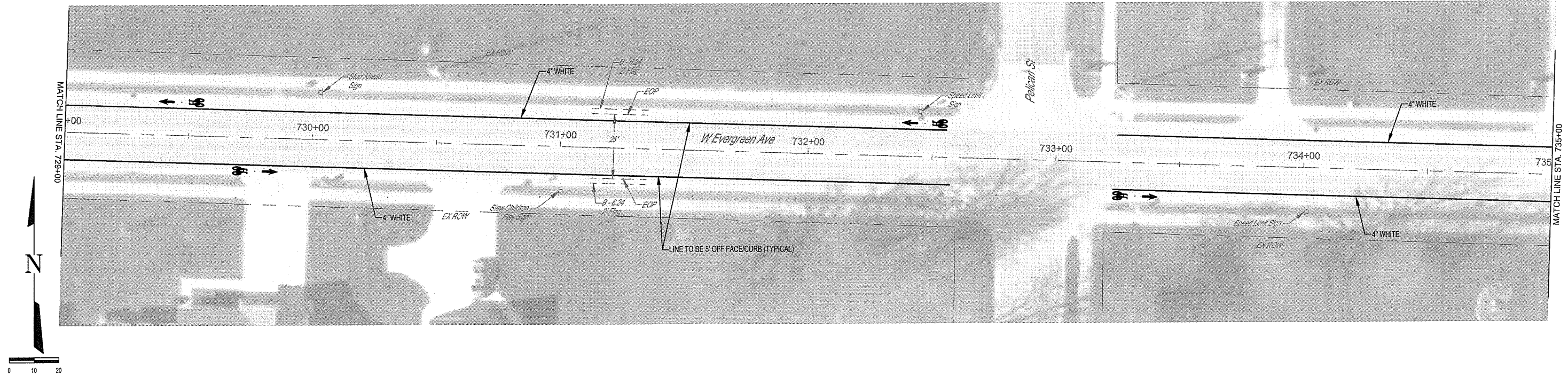
MILANO & GRUNLOH ENGINEERS, LLC
 114 W. WASHINGTON AVE. | PO BOX 697
 EFFINGHAM, IL 62401
 Phone: (217) 347-7262 | (800) 677-2714
 Email: mge@engineers.com
 Web: www.mgeengineers.com
 Design Firm #184-033198

EVERGREEN AVENUE
 PAVEMENT MARKING
 AND SIGNAGE PLAN
 SECTION 16-00141-00-BT
 CITY OF EFFINGHAM, ILLINOIS

File name: S:\2016\16006\dwg\Evergreen.dwg
 Plot date: 2/25/2021 13:36

ROUTE NO.	SECTION	COUNTY	TOTAL SHEETS	SHEET NO.
S.B.L. F.A.	16-00141- 00-BT	EFFINGHAM	96	30
FED. ROAD DIST. NO. 7	ILLINOIS	FED. AID PROJECT		

CONTRACT #95822



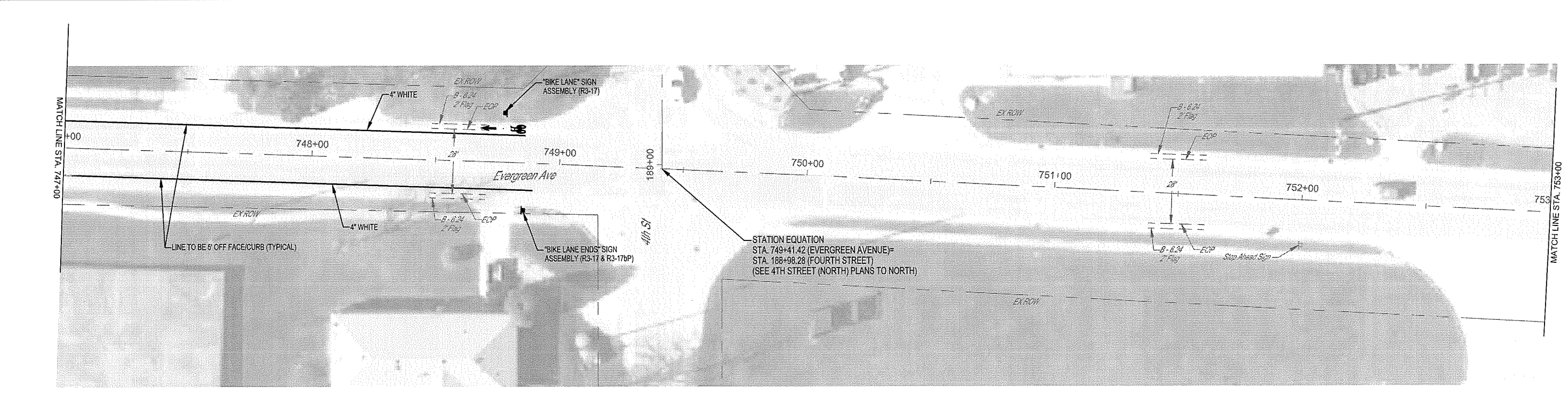
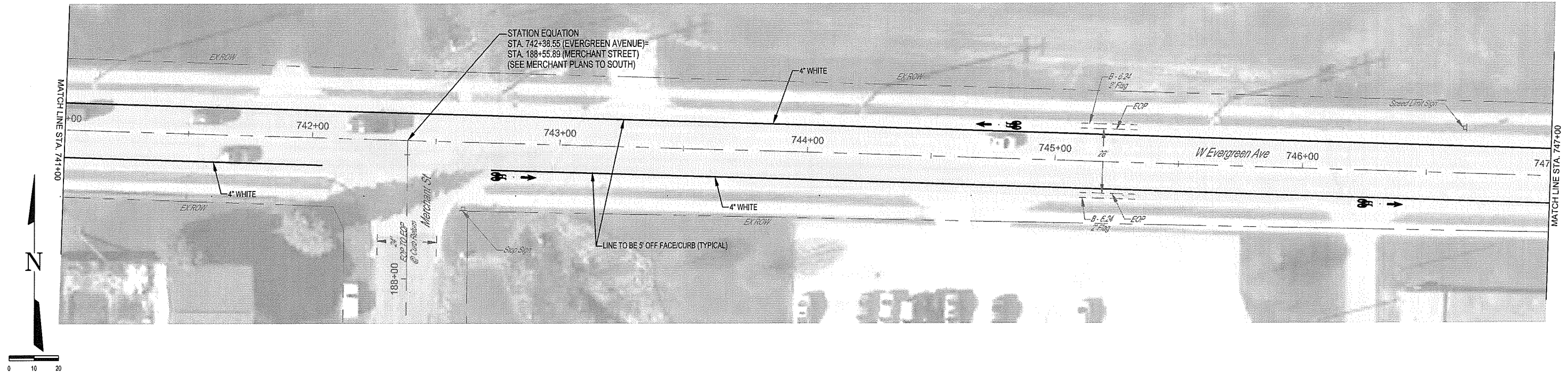
MILANO & GRUNLOH ENGINEERS, LLC
 114 W. WASHINGTON AVE. | PO BOX 897
 EFFINGHAM, IL 62401
 Phone: (217) 347-7262 | (800) 677-2714
 Email: mge@milanoandgrunloh.com
 Web: www.milanoandgrunloh.com
 Design Firm #184-003198

EVERGREEN AVENUE
 PAVEMENT MARKING
 AND SIGNAGE PLAN
 SECTION 16-00141-00-BT
 CITY OF EFFINGHAM, ILLINOIS

File name: S:\2016\16006\dwg\Evergreen.dwg
 Plot date: 2/25/2021 13:36

ROUTE NO.	SECTION	COUNTY	TOTAL SHEETS	SHEET NO.
S.B.I. F.A.	16-00141-00-BT	EFFINGHAM	96	31
FED. ROAD DIST. NO. 7	ILLINOIS	FED. AID PROJECT-		

CONTRACT #95822



	MILANO & GRUNLOH ENGINEERS, LLC 114 W. WASHINGTON AVE. PO BOX 897 EFFINGHAM, IL 62401 Phone: (217) 347-7262 (800) 677-2714 Email: mgen@engr.com Web: www.mgen.com Design Firm #184-03108	EVERGREEN AVENUE PAVEMENT MARKING AND SIGNAGE PLAN SECTION 16-00141-00-BT CITY OF EFFINGHAM, ILLINOIS
	File name: S:\2016\16006\dwg\Evergreen.dwg Plot date: 2/25/2021 13:36	

LOCATION	MODIFIED URETHANE PAVEMENT MARKING - LETTERS AND SYMBOLS	MODIFIED URETHANE PAVEMENT MARKING - LINE 4"	SIGN PANEL - TYPE 1	TELESCOPING STEEL SIGN SUPPORT
	SQ FT	FOOT	SQ FT	FOOT
Rt, Sta. 690+86.6 to Sta. 701+80.4		931		
Rt, Sta. 690+97.0	11.2		3.0	14
Lt, Sta. 691+50.0 to Sta. 701+67.1		1,010		
Lt, Sta. 691+87.8			4.3	15
Rt, Sta. 692+58.9	11.2			
Lt, Sta. 693+50.0				
Rt, Sta. 695+08.9	11.2			
Lt, Sta. 695+58.1	11.2			
Rt, Sta. 697+58.9	11.2			
Lt, Sta. 698+58.1	11.2			
Rt, Sta. 700+08.9	11.2			
Lt, Sta. 701+58.1	11.2			
Lt, Sta. 702+35.7 to Sta. 705+80.0		344		
Rt, Sta. 702+55.3 to Sta. 705+80.0		325		
Rt, Sta. 702+64.3	11.2			
Lt, Sta. 703+71.0	11.2			
Rt, Sta. 704+64.3	11.2			
Lt, Sta. 705+71.0	11.2			
Lt, Sta. 706+44.6 to Sta. 714+39.1		795		
Rt, Sta. 706+48.4 to Sta. 708+98.5		250		
Rt, Sta. 706+57.4	11.2			
Lt, Sta. 708+30.0	11.2			
Sub-Total	156.8	3,655	7.3	29

LOCATION	MODIFIED URETHANE PAVEMENT MARKING - LETTERS AND SYMBOLS	MODIFIED URETHANE PAVEMENT MARKING - LINE 4"	SIGN PANEL - TYPE 1	TELESCOPING STEEL SIGN SUPPORT
	SQ FT	FOOT	SQ FT	FOOT
Rt, Sta. 709+67.6 to Sta. 712+07.2		240		
Rt, Sta. 709+76.6	11.2			
Lt, Sta. 710+30.0	11.2			
Lt, Sta. 712+30.0	11.2			
Rt, Sta. 712+78.1 to Sta. 720+65.4		787		
Rt, Sta. 712+87.1	11.2			
Lt, Sta. 714+30.0	11.2			
Lt, Sta. 715+10.1 to Sta. 725+87.8		1,078		
Rt, Sta. 715+87.1	11.2			
Lt, Sta. 716+75.8	11.2			
Rt, Sta. 718+87.1	11.2			
Lt, Sta. 719+75.8	11.2			
Rt, Sta. 721+40.7 to Sta. 725+78.4		438		
Rt, Sta. 721+49.7	11.2			
Lt, Sta. 722+75.8	11.2			
Rt, Sta. 723+99.7	11.2			
Lt, Sta. 725+66.8			5.5	15
Lt, Sta. 725+75.8	11.2			
Rt, Sta. 726+65.2 to Sta. 732+57.5		592		
Rt, Sta. 726+77.2	11.2			
Rt, Sta. 726+86.1			5.5	15
Lt, Sta. 729+46.7	11.2			
Rt, Sta. 729+77.2	11.2			
Lt, Sta. 732+46.7	11.2			
Rt, Sta. 733+23.3 to Sta. 735+94.4		271		
Sub-Total	190.4	3,406	11.0	30

LOCATION	MODIFIED URETHANE PAVEMENT MARKING - LETTERS AND SYMBOLS	MODIFIED URETHANE PAVEMENT MARKING - LINE 4"	SIGN PANEL - TYPE 1	TELESCOPING STEEL SIGN SUPPORT
	SQ FT	FOOT	SQ FT	FOOT
Lt, Sta. 733+24.7 to Sta. 748+85.7		1,561		
Rt, Sta. 733+32.3	11.2			
Rt, Sta. 736+66.3 to Sta. 738+99.1		233		
Rt, Sta. 736+75.3	11.2			
Lt, Sta. 736+76.9	11.2			
Rt, Sta. 739+73.8 to Sta. 742+04.3		231		
Rt, Sta. 739+82.8	11.2			
Lt, Sta. 740+76.9	11.2			
Rt, Sta. 742+72.7 to Sta. 748+89.5		617		
Rt, Sta. 742+81.7	11.2			
Lt, Sta. 744+76.9	11.2			
Rt, Sta. 746+31.7	11.2			
Lt, Sta. 748+76.9	11.2		3	14
Rt, Sta. 748+48.16			4.3	15
Sub-Total	100.8	2,642	7.3	29
TOTAL	448.0	9,703	25.6	88


MILANO & GRUNLOH ENGINEERS, LLC
 114 W. WASHINGTON AVE. | PO BOX 897
 EFFINGHAM, IL 62401
 Phone: (217) 347-7262 | (803) 677-2714
 Email: mgen@engr.com | www.mgen.com
 Design Firm #184-003106

EVERGREEN AVENUE
 PAVEMENT MARKING
 AND SIGNAGE PLAN
 SECTION 16-00141-00-BT
 CITY OF EFFINGHAM, ILLINOIS

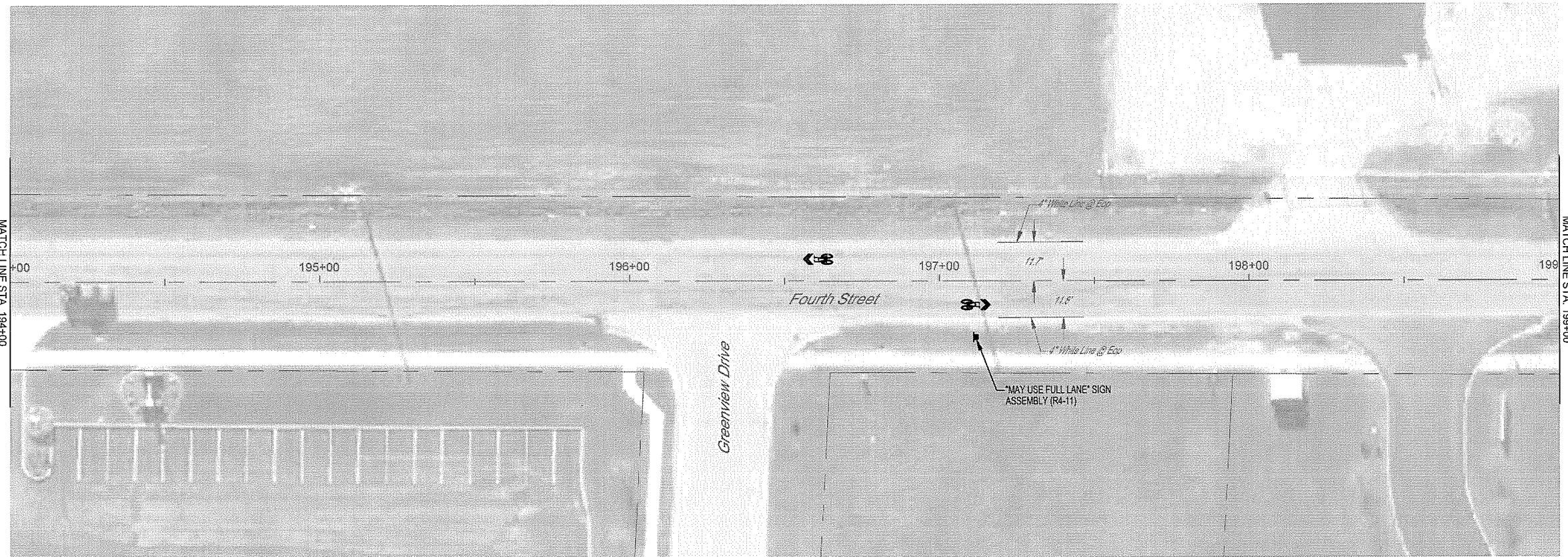
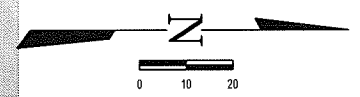
File name: S:\2016\16006\dwg\Evergreen.dwg
 Plot date: 2/25/2021 13:36

ROUTE NO.	SECTION	COUNTY	TOTAL SHEETS	SHEET NO.
S&L F.A.	16-00141- 00-BT	EFFINGHAM	96	33

FED. ROAD DIST. NO. 7 ILLINOIS FED. AID PROJECT-
CONTRACT #95822

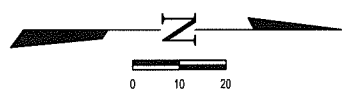


MATCH LINE STA. 194+00



MATCH LINE STA. 194+00

MATCH LINE STA. 199+00



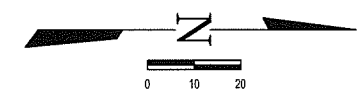
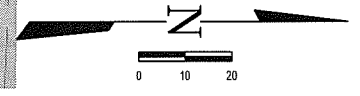
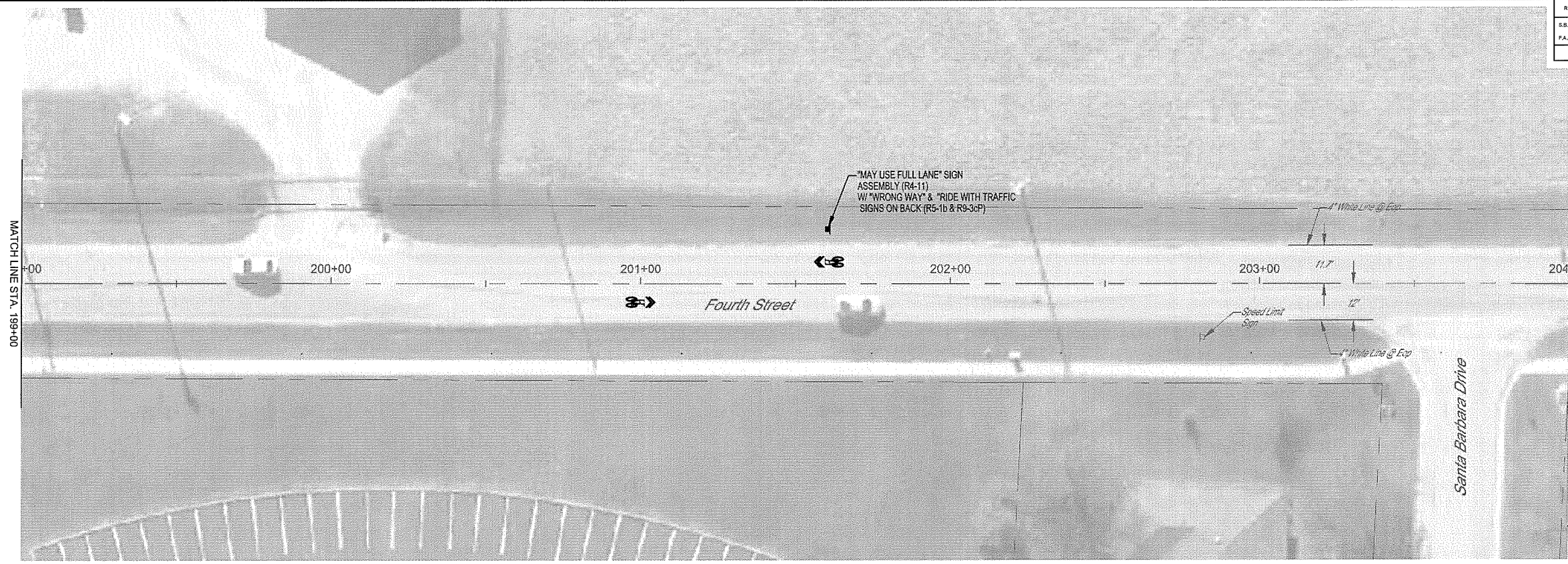
MILANO & GRUNLOH ENGINEERS, LLC
114 W. WASHINGTON AVE. | PO BOX 887
EFFINGHAM, IL 62401
Phone: (217) 347-7262 | (800) 677-2714
Email: mgengineers@mgengineers.com
Web: www.mgengineers.com
Design Firm #164-003108

FOURTH STREET (NORTH)
PAVEMENT MARKING
AND SIGNAGE PLAN
SECTION 16-00141-00-BT
CITY OF EFFINGHAM, ILLINOIS

File name: S:\2016\16006\dwg\Hoffman-Fourth.dwg
Plot date: 2/29/2021 15:50

ROUTE NO.	SECTION	COUNTY	TOTAL SHEETS	SHEET NO.
S.B.L.	16-00141-00-BT	EFFINGHAM	96	34
F.A.				
FED. ROAD DIST. NO. 7	ILLINOIS	FED. AID PROJECT		

CONTRACT #95822



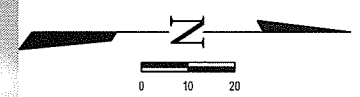
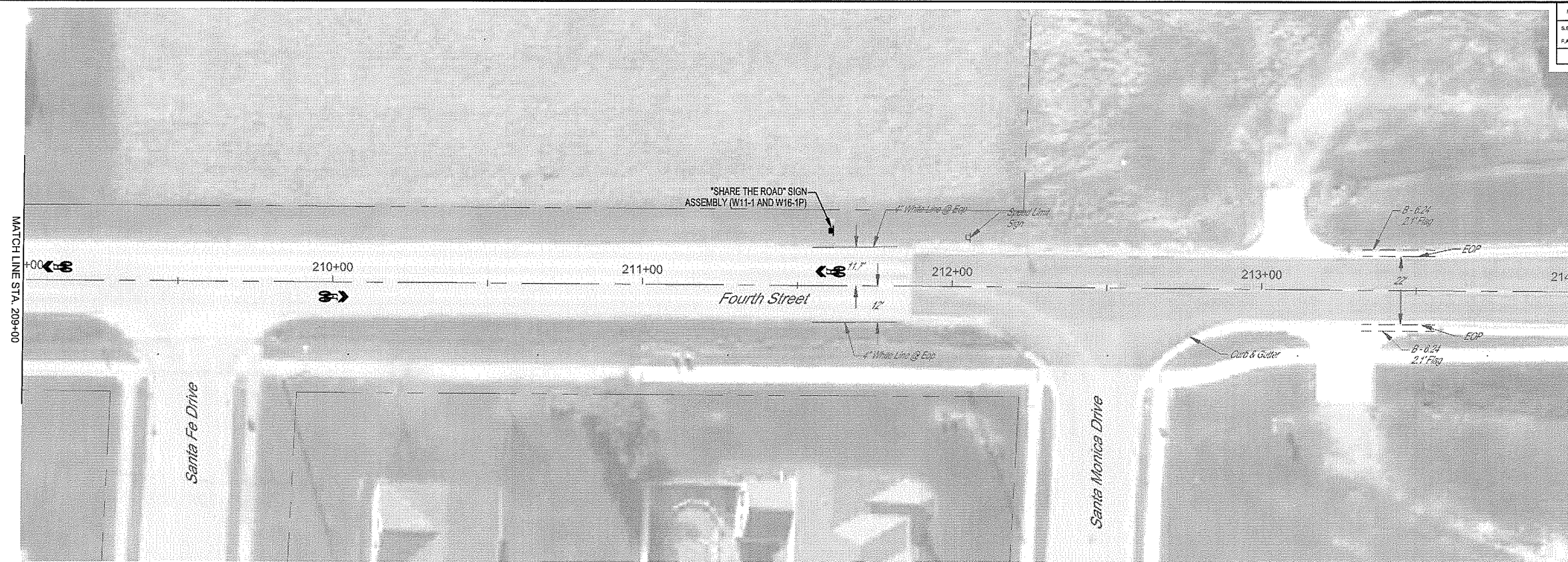
MILANO & GRUNLOH ENGINEERS, LLC
 114 W. WASHINGTON AVE. | PO BOX 897
 EFFINGHAM, IL 62401
 Phone: (217) 347-7262 | (800) 677-2714
 Email: mgenrners@mgenrners.com
 Web: www.mgenrners.com
 Design Firm #184-003108

FOURTH STREET (NORTH)
 PAVEMENT MARKING
 AND SIGNAGE PLAN
 SECTION 16-00141-00-BT
 CITY OF EFFINGHAM, ILLINOIS

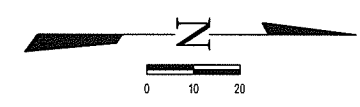
File name: S:\2016\16006\dwg\Hoffman-Fourth.dwg
 Plot date: 2/25/2021 15:50

ROUTE NO.	SECTION	COUNTY	TOTAL SHEETS	SHEET NO.
S&L F.A.	16-00141-00-BT	EFFINGHAM	96	35
FED. ROAD DIST. NO. 7		ILLINOIS	FED. AID PROJECT-	

CONTRACT #95822



LOCATION	THERMOPLASTIC PAVEMENT MARKING - LETTERS AND SYMBOLS	SIGN PANEL - TYPE 1	TELESCOPING STEEL SIGN SUPPORT
	SQ FT	SQ FT	FOOT
Rt. Sta. 189+61.6	8.0	8.8	16
Lt. Sta. 191+60.8	8.0		
Rt. Sta. 193+50.0	8.0		
Lt. Sta. 196+60.8	8.0		
Rt. Sta. 197+11.6	8.0	6.3	15
Lt. Sta. 201+60.8	8.0	8.8	15
Rt. Sta. 201+00.0	8.0		
Rt. Sta. 204+10.8	8.0		
Lt. Sta. 206+22.3	8.0		
Rt. Sta. 207+11.6	8.0		
Lt. Sta. 209+10.8	8.0		
Rt. Sta. 210+00.0	8.0		
Lt. Sta. 211+60.8	8.0	9.3	17
TOTAL	104.0	33.2	63.0





MILANO & GRUNLOH ENGINEERS, LLC
 114 W. WASHINGTON AVE. | PO BOX 897
 EFFINGHAM, IL 62401
 Phone: (217) 347-7262 | (803) 677-2714
 Email: mgen@engr.com | ggen@engr.com
 Web: www.mgen.com
 Design Firm #184-003108

FOURTH STREET (NORTH)
 PAVEMENT MARKING
 AND SIGNAGE PLAN
 SECTION 16-00141-00-BT
 CITY OF EFFINGHAM, ILLINOIS

File name: S:\2016\16006\dwg\Hoffman-Fourth.dwg
 Plot date: 2/25/2021 15:50

ROUTE NO.	SECTION	COUNTY	TOTAL SHEETS	SHEET NO.
S&L F.A.	16-00141- 00-BT	EFFINGHAM	96	36
FED. ROAD DIST. NO. 7		ILLINOIS	FED. AID PROJECT:	

CONTRACT #95822



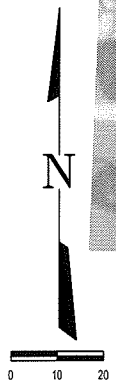

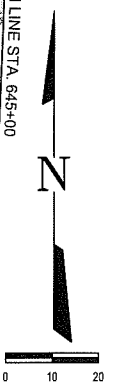

MILANO & GRUNLOH ENGINEERS, LLC
 114 W. WASHINGTON AVE. | PO BOX 897
 EFFINGHAM, IL 62401
 Phone: (217) 347-7262 | (800) 677-2714
 Email: mgen@engr.com | mgen@engr.com
 Web: www.mgen.com
 Design Firm #184-003108

TEMPLE AVENUE
 PAVEMENT MARKING
 AND SIGNAGE PLAN
 SECTION 16-00141-00-BT
 CITY OF EFFINGHAM, ILLINOIS

File name: S:\2016\160006\dwg\Temple.dwg
 Plot date: 2/25/2021 13:46

ROUTE NO.	SECTION	COUNTY	TOTAL SHEETS	SHEET NO.
S.B.L. F.A.	16-00141-00-BT	EFFINGHAM	96	37
FED. ROAD DIST. NO. 7	ILLINOIS	FED. AID PROJECT-		

CONTRACT #96822



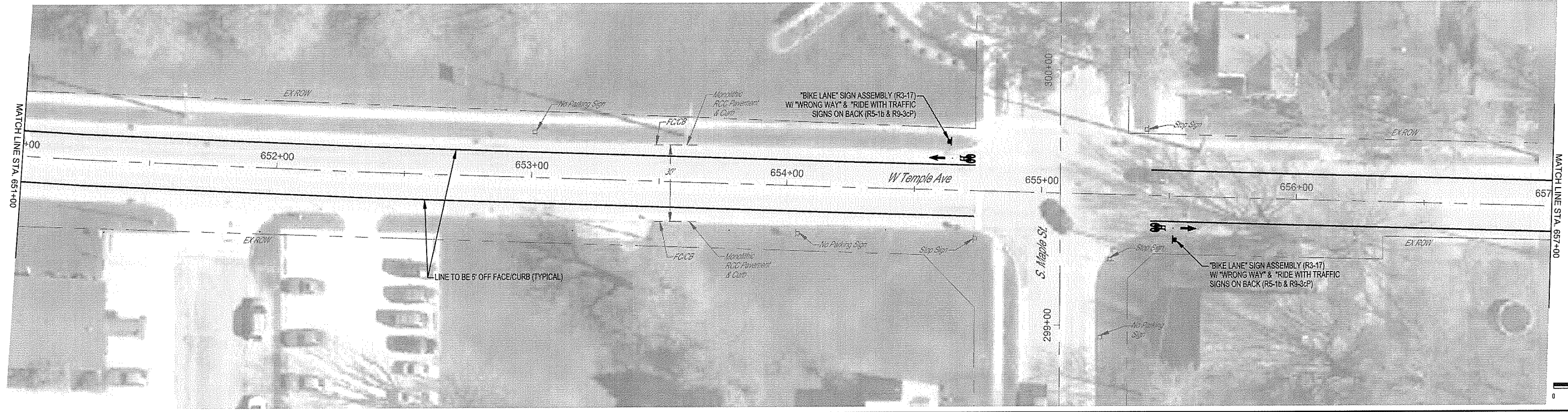
MILANO & GRUNLOH ENGINEERS, LLC
 114 W. WASHINGTON AVE. | PO BOX 897
 EFFINGHAM, IL 62401
 Phone: (217) 247-7262 | (800) 677-2714
 Email: mgen@engr.com | mgen@engr.com
 Web: www.mgen.com
 Design Firm #184-03108

TEMPLE AVENUE
 PAVEMENT MARKING
 AND SIGNAGE PLAN
 SECTION 16-00141-00-BT
 CITY OF EFFINGHAM, ILLINOIS

File name: S:\2016\16000\dwg\Temple.dwg
 Plot date: 2/25/2021 13:46

ROUTE NO.	SECTION	COUNTY	TOTAL SHEETS	SHEET NO.
S.B.I. F.A.	16-00141- 00-BT	EFFINGHAM	96	38
FED. ROAD DIST. NO. 7	ILLINOIS	FED. AID PROJECT-		

CONTRACT #95822




MATCH LINE STA. 651+00

MATCH LINE STA. 657+00

MATCH LINE STA. 663+00

MATCH LINE STA. 669+00

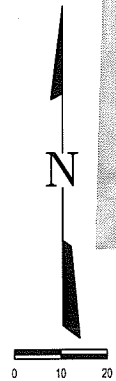


MATCH LINE STA. 657+00

MATCH LINE STA. 663+00

MATCH LINE STA. 669+00

MATCH LINE STA. 675+00



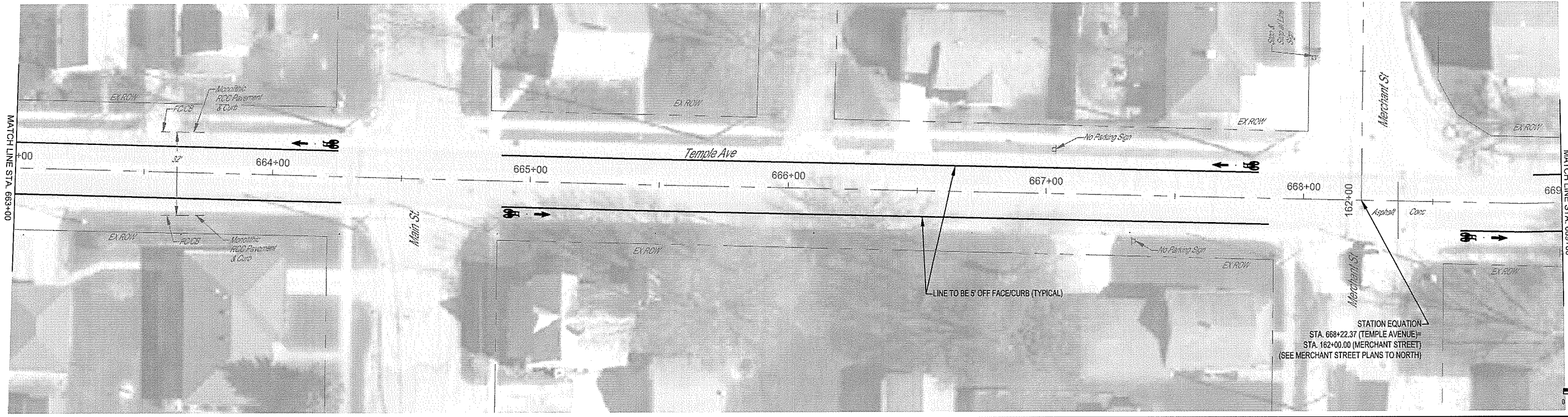
MILANO & GRUNLOH ENGINEERS, LLC
 114 W. WASHINGTON AVE. | PO BOX 887
 EFFINGHAM, IL 62401
 Phone: (217) 347-7262 | (800) 877-2714
 Email: mgen@engr.com | mgen@engr.com
 Web: www.mgen.com
 Design Firm #184-003108

TEMPLE AVENUE
 PAVEMENT MARKING
 AND SIGNAGE PLAN
 SECTION 16-00141-00-BT
 CITY OF EFFINGHAM, ILLINOIS

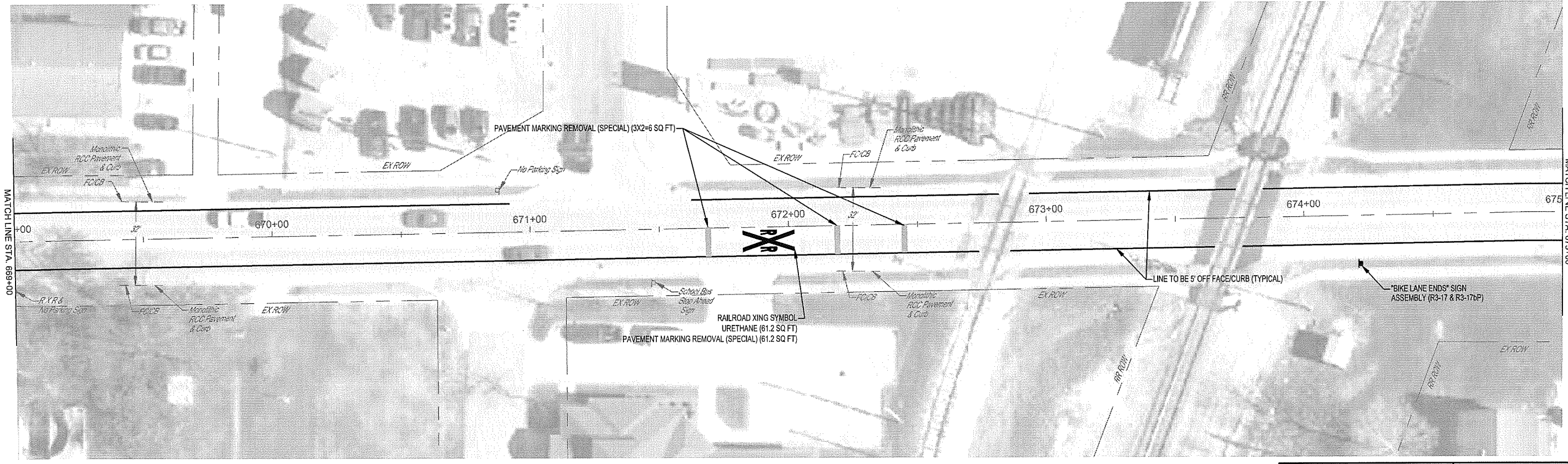
File name: S:\2016\16006\dwg\Temple.dwg
 Plot date: 2/25/2021 13:46

ROUTE NO.	SECTION	COUNTY	TOTAL SHEETS	SHEET NO.
S.B.L. F.A.	16-00141-00-BT	EFFINGHAM	96	39
FED. ROAD DIST. NO. 7	ILLINOIS	FED. AID PROJECT:		

CONTRACT #95822



STATION EQUATION
 STA. 668+22.37 (TEMPLE AVENUE)=
 STA. 162+00.00 (MERCHANT STREET)=
 (SEE MERCHANT STREET PLANS TO NORTH)



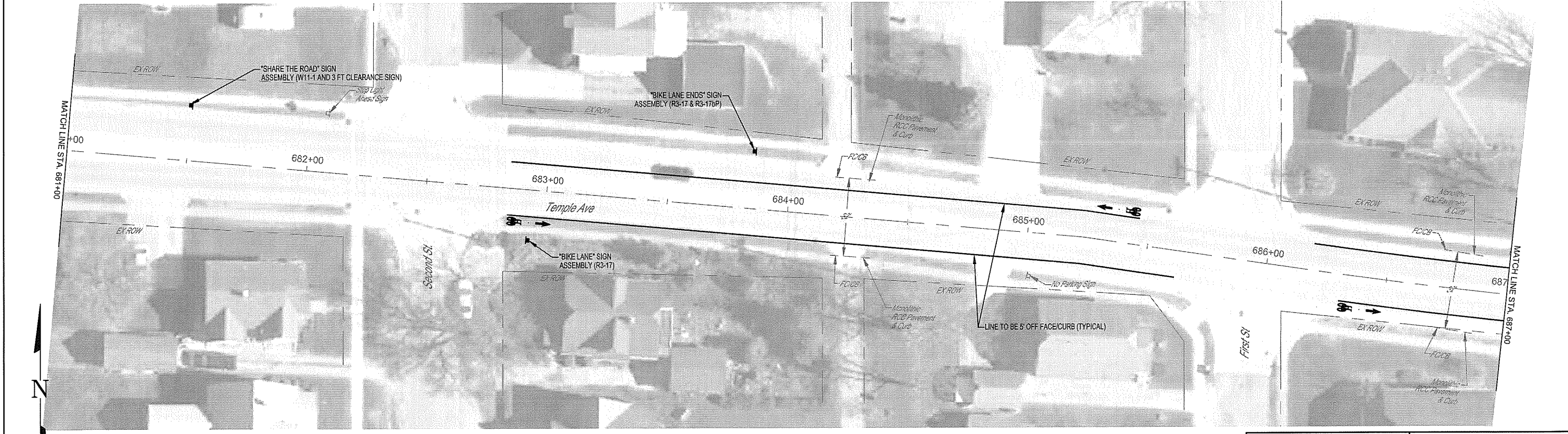
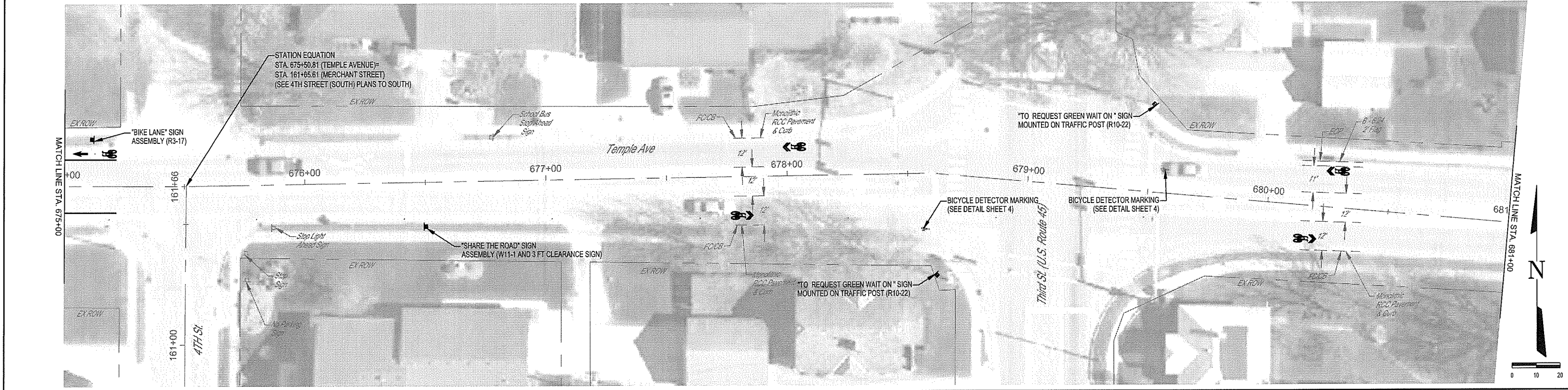
MILANO & GRUNLOH ENGINEERS, LLC
 114 W. WASHINGTON AVE. | PO BOX 697
 EFFINGHAM, IL 62401
 Phone: (217) 347-7262 | (800) 677-2714
 Email: mgeengineers@mgeengineers.com
 Web: www.mgeengineers.com
 Design Firm #164-003108

TEMPLE AVENUE
 PAVEMENT MARKING
 AND SIGNAGE PLAN
 SECTION 16-00141-00-BT
 CITY OF EFFINGHAM, ILLINOIS

File name: S12016160061dvw\Temple.dwg
 Plot date: 2/25/2021 13:45

ROUTE NO.	SECTION	COUNTY	TOTAL SHEETS	SHEET NO.
S.B.L. F.A.	16-00141-00-BT	EFFINGHAM	96	40
FED. ROAD DIST. NO. 7	ILLINOIS	FED. AID PROJECT		

CONTRACT #95822



Note: All markings and signage placement shall be according to MUTCD (Manual on Uniform Traffic Control Devices) 2009 Edition. It is preferable to place the R10-22 (To Request Green Wait on "symbol") on the shown traffic signal post. If conflict arises on the traffic signal post the said sign shall be mounted on a telescoping steel sign support with a minimum of 7' clearance below the bottom of the sign (An allowed quantity has been shown for each location, which may be deleted if post mounted). If mounted on a sign support the said sign shall also not block visibility to any existing signals or other signage. Final placement shall be coordinated with the Engineer


MILANO & GRUNLOH ENGINEERS, LLC
 114 W. WASHINGTON AVE. | PO BOX 897
 EFFINGHAM, IL 62401
 Phone: (217) 347-7262 | (800) 677-2714
 Email: mge@engineers.com
 Web: www.mengineers.com
 Design Firm #164-003106

TEMPLE AVENUE
 PAVEMENT MARKING
 AND SIGNAGE PLAN
 SECTION 16-00141-00-BT
 CITY OF EFFINGHAM, ILLINOIS

File name: S:\2016\16006\dwg\Temple.dwg
 Plot date: 2/25/2021 13:46

ROUTE NO.	SECTION	COUNTY	TOTAL SHEETS	SHEET NO.
S.B.L. F.A.	16-00141-00-BT	EFFINGHAM	96	41
FED. ROAD DIST. NO. 7	ILLINOIS	FED. AID PROJECT.		

CONTRACT #95822




MILANO & GRUNLOH ENGINEERS, LLC
 114 W. WASHINGTON AVE. | PO BOX 857
 EFFINGHAM, IL 62401
 Phone: (217) 347-7262 | (800) 677-2714
 Email: mgeengineers@mgeengineers.com
 Web: www.mgeengineers.com
 Design Firm #184-003198

TEMPLE AVENUE
 PAVEMENT MARKING
 AND SIGNAGE PLAN
 SECTION 16-00141-00-BT
 CITY OF EFFINGHAM, ILLINOIS

File name: S:\2016\16006\dwg\Temple.dwg
 Plot date: 2/25/2021 13:46

ROUTE NO.	SECTION	COUNTY	TOTAL SHEETS	SHEET NO.
S.B.A.	16-00141-00-BT	EFFINGHAM	96	42
F.A.				
FED. ROAD DIST. NO. 7	ILLINOIS	FED. AID PROJECT		

CONTRACT #96822



LOCATION	THERMOPLASTIC PAVEMENT MARKING - LETTERS AND SYMBOLS	THERMOPLASTIC PAVEMENT MARKING - LINE 4"	MODIFIED URETHANE PAVEMENT MARKING - LETTERS AND SYMBOLS	MODIFIED URETHANE PAVEMENT MARKING - LINE 4"	SIGN PANEL - TYPE 1	TELESCOPING STEEL SIGN SUPPORT	PAVEMENT MARKING REMOVAL (SPECIAL)
	SQ FT	FOOT	SQ FT	FOOT	SQ FT	FOOT	SQ FT
Lt, Sta. 631+71.0 to Sta. 634+57.2		344					
Rt, Sta. 631+71.0 to Sta. 634+91.6		321					
Lt, Sta. 632+00.0					4.3	15	
Rt, Sta. 631+84.0	11.2				3.0	15	
Lt, Sta. 634+48.2	11.2						
Lt, Sta. 635+40.7 to Sta. 640+71.2		530					
Rt, Sta. 635+69.8 to Sta. 644+26.7		858					
Rt, Sta. 635+79.3	11.2						
Lt, Sta. 640+62.1	11.2						
Lt, Sta. 641+58.6 to Sta. 654+73.7		1,315					
Rt, Sta. 641+61.6	11.2						
Lt, Sta. 644+15.1	11.2						
Rt, Sta. 645+00.8	11.2						
Lt, Sta. 648+11.3	11.2						
Rt, Sta. 648+85.3 to Sta. 654+73.7		589					
Rt, Sta. 648+94.3	11.2						
Lt, Sta. 654+64.6	11.2				5.5	15	
Rt, Sta. 655+42.9 to Sta. 664+26.8		884					
Lt, Sta. 655+42.9 to Sta. 659+43.2		401					
Rt, Sta. 655+52.0	11.2				5.5	15	
Lt, Sta. 659+34.2	11.2						
Lt, Sta. 660+04.8 to Sta. 664+25.2		421					
Rt, Sta. 660+16.9	11.2						
Lt, Sta. 664+16.2	11.2						
Lt, Sta. 664+88.7 to Sta. 667+82.3		294					
Rt, Sta. 664+89.3 to Sta. 667+86.7		298					
Rt, Sta. 664+99.0	11.2						
Lt, Sta. 667+73.3	11.2						
Rt, Sta. 668+61.2 to Sta. 672+73.7				413			
Rt, Sta. 668+70.2			11.2				
Lt, Sta. 668+89.3 to Sta. 670+92.2				203			
Lt, Sta. 671+62.7 to Sta. 672+81.8				119			
Rt, Sta. 671+69.1 to Sta. 672+46.00			61.2				67.2
Rt, Sta. 672+85.9 to Sta. 673+65.2				80			
Lt, Sta. 672+93.6 to Sta. 673+73.6				80			
Rt, Sta. 673+76.0 to Sta. 675+21.6				146			
Lt, Sta. 673+84.3 to Sta. 675+21.6				138			
Rt, Sta. 674+21.6				4.3	15		
Lt, Sta. 675+12.7			11.2	3.0	14		
Sub Total	179.2	5911.0	83.6	1179.0	25.6	89.0	67.2

LOCATION	THERMOPLASTIC PAVEMENT MARKING - LETTERS AND SYMBOLS	THERMOPLASTIC PAVEMENT MARKING - LINE 4"	MODIFIED URETHANE PAVEMENT MARKING - LETTERS AND SYMBOLS	MODIFIED URETHANE PAVEMENT MARKING - LINE 4"	SIGN PANEL - TYPE 1	TELESCOPING STEEL SIGN SUPPORT	PAVEMENT MARKING REMOVAL (SPECIAL)
	SQ FT	FOOT	SQ FT	FOOT	SQ FT	FOOT	SQ FT
Rt, Sta. 676+50					8.8	17	
Rt, Sta. 677+81.2			8.0				
Lt, Sta. 678+03.1			8.0				
Rt, Sta. 678+57.1			0.8				
Rt, Sta. 678+65.2					1.5	15	
Lt, Sta. 679+50.4					1.5	15	
Lt, Sta. 679+56.4			0.8				
Rt, Sta. 680+16.5			8.0				
Lt, Sta. 680+28.0			8.0				
Lt, Sta. 681+50.0					8.8	17	
Rt, Sta. 682+84.4 to Sta. 685+62.6				278			
Lt, Sta. 682+84.4 to Sta. 685+45.4				262			
Rt, Sta. 682+93.4			11.2		3.0	14	
Rt, Sta. 683+84.4					4.3	15	
Lt, Sta. 685+36.4			11.2				
Lt, Sta. 686+18.5 to Sta. 688+06.1				187			
Rt, Sta. 686+31.4 to Sta. 688+06.1				176			
Rt, Sta. 686+40.3			11.2				
Lt, Sta. 687+97.1					3.0	14	
Lt, Sta. 689+00.0			8.0				
Rt, Sta. 689+00.0			8.0		8.8	17	
Lt, Sta. 690+22.3			8.0				
Rt, Sta. 691+75.0			8.0				
Lt, Sta. 692+50.0			8.0				
Rt, Sta. 694+25.0			8.0				
Lt, Sta. 694+58.6			8.0		8.8	17	
Lt, Sta. 696+26.6			8.0				
Rt, Sta. 696+27.3			8.0				
Rt, Sta. 698+26.5			8.0				
Lt, Sta. 699+29.2			8.0				
Rt, Sta. 700+26.8			8.0				
Lt, Sta. 700+58.5			8.0				
Lt, Sta. 702+26.5			8.0				
Rt, Sta. 702+26.7			8.0				
Sub Total	0.0	0.0	198.4	903.0	48.5	141.0	0.0
TOTAL	179.2	5,911	282.0	2,082	74.1	230.0	67.2

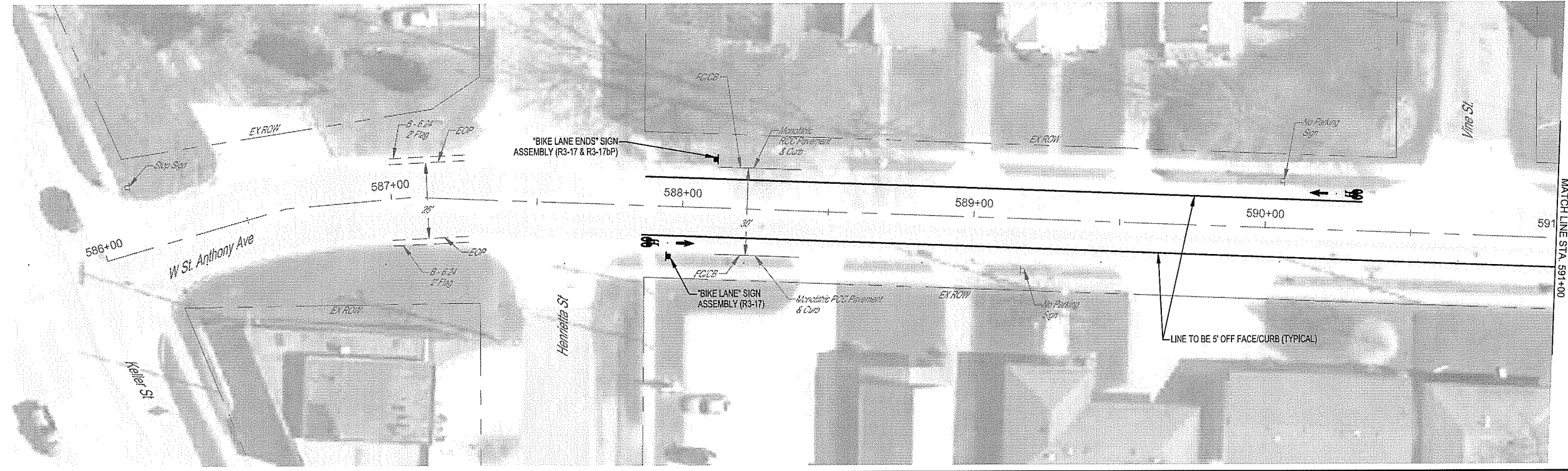
MILANO & GRUNLOH ENGINEERS, LLC
 114 W. WASHINGTON AVE. | PO BOX 897
 EFFINGHAM, IL 62401
 Phone: (217) 347-7262 | (800) 671-2714
 Email: mge@engineers.com
 Web: www.mgeengineers.com
 Design Firm #164-003108

TEMPLE AVENUE
 PAVEMENT MARKING
 AND SIGNAGE PLAN
 SECTION 16-00141-00-BT
 CITY OF EFFINGHAM, ILLINOIS

File name: S:\2016\16006\dwg\Temple.dwg
 Plot date: 2/25/2021 13:46

ROUTE NO.	SECTION	COUNTY	TOTAL SHEETS	SHEET NO.
S.B.I. F.A.	16-00141-00-BT	EFFINGHAM	96	43
FED. ROAD DIST. NO. 7	ILLINOIS	FED. AID PROJECT-		

CONTRACT #95822





MILANO & GRUNLOH ENGINEERS, LLC
 114 W. WASHINGTON AVE. | PO BOX 897
 EFFINGHAM, IL 62401
 Phone: (217) 347-7262 | (800) 877-2714
 Email: mgen@milanoandgrunloh.com
 Web: www.milanoandgrunloh.com
 Design Firm #184-003108

ST. ANTHONY AVENUE
 PAVEMENT MARKING
 AND SIGNAGE PLAN
 SECTION 16-00141-00-BT
 CITY OF EFFINGHAM, ILLINOIS

File name: S:\2016\160006\dwg\St Anthony.dwg
 Plot date: 2/25/2021 13:38

ROUTE NO.	SECTION	COUNTY	TOTAL SHEETS	SHEET NO.
S.B.A.	16-00141-00-BT	EFFINGHAM	96	44
F.A.				
FED. ROAD DIST. NO. 7	ILLINOIS	FED. AID PROJECT-		

CONTRACT #95822



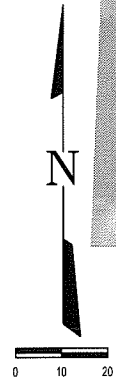
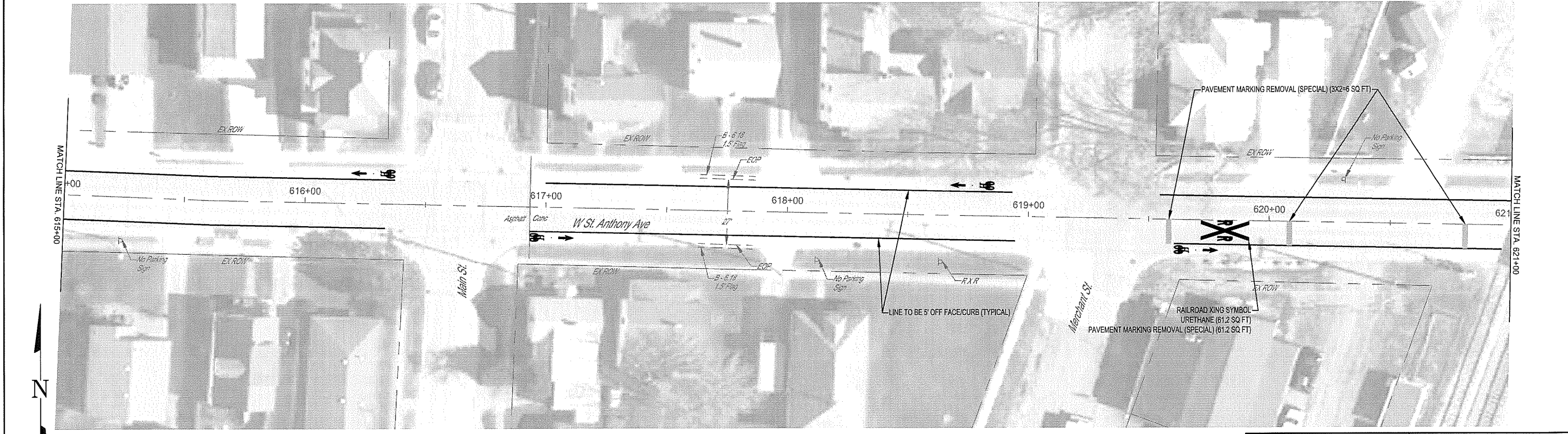
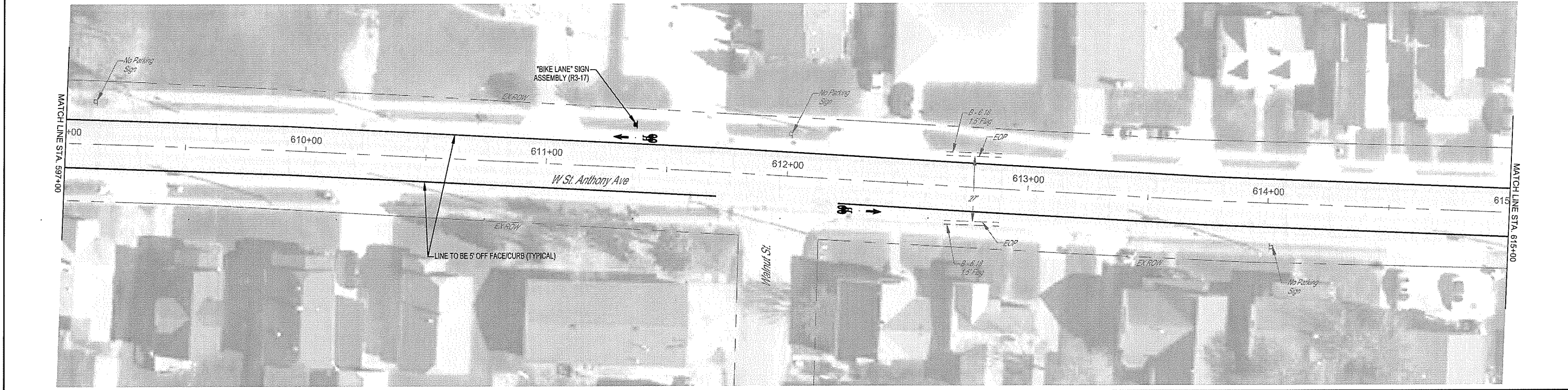
MILANO & GRUNLOH ENGINEERS, LLC
 114 W. WASHINGTON AVE. | PO BOX 897
 EFFINGHAM, IL 62401
 Phone: (217) 347-7222 | (800) 677-2714
 Email: mgen@mgengineers.com
 Web: www.mgengineers.com
 Design Firm #184-003108

ST. ANTHONY AVENUE
 PAVEMENT MARKING
 AND SIGNAGE PLAN
 SECTION 16-00141-00-BT
 CITY OF EFFINGHAM, ILLINOIS

File name: S:\2016\16006\dwg\St Anthony.dwg
 Plot date: 2/25/2021 13:38

ROUTE NO.	SECTION	COUNTY	TOTAL SHEETS	SHEET NO.
S.B.L. F.A.	16-00141- 00-BT	EFFINGHAM	96	45
FED. ROAD DIST. NO. 7	ILLINOIS	FED. AID PROJECT-		

CONTRACT #95822



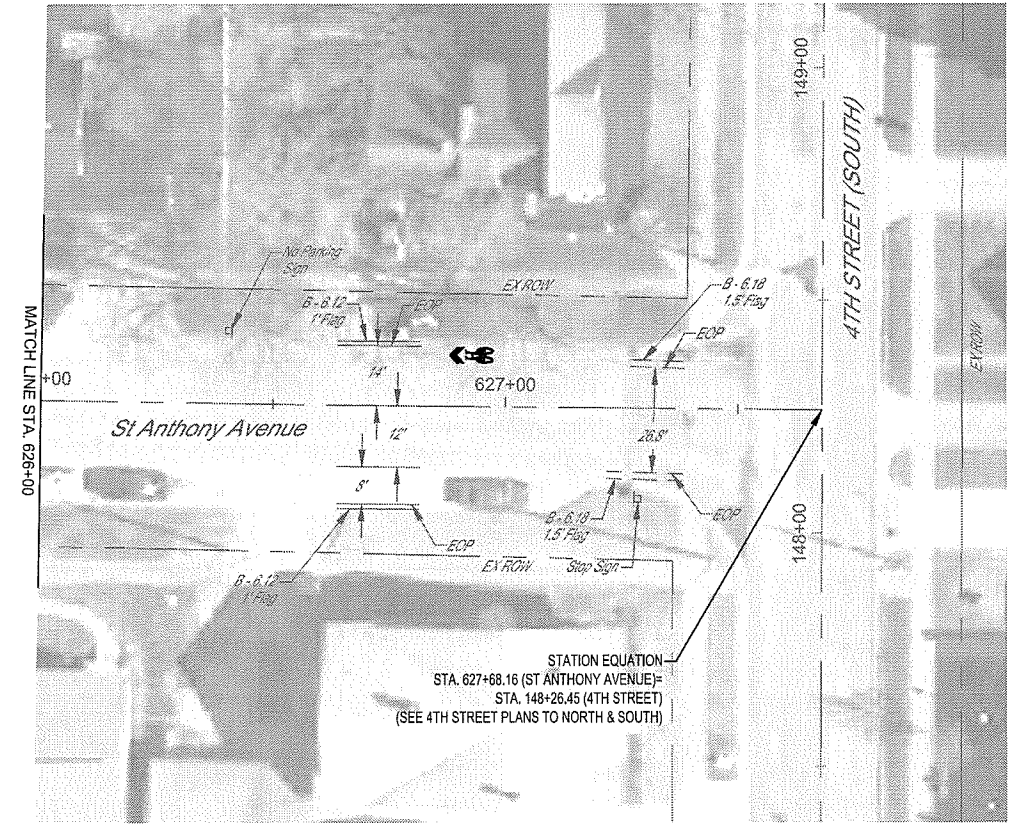
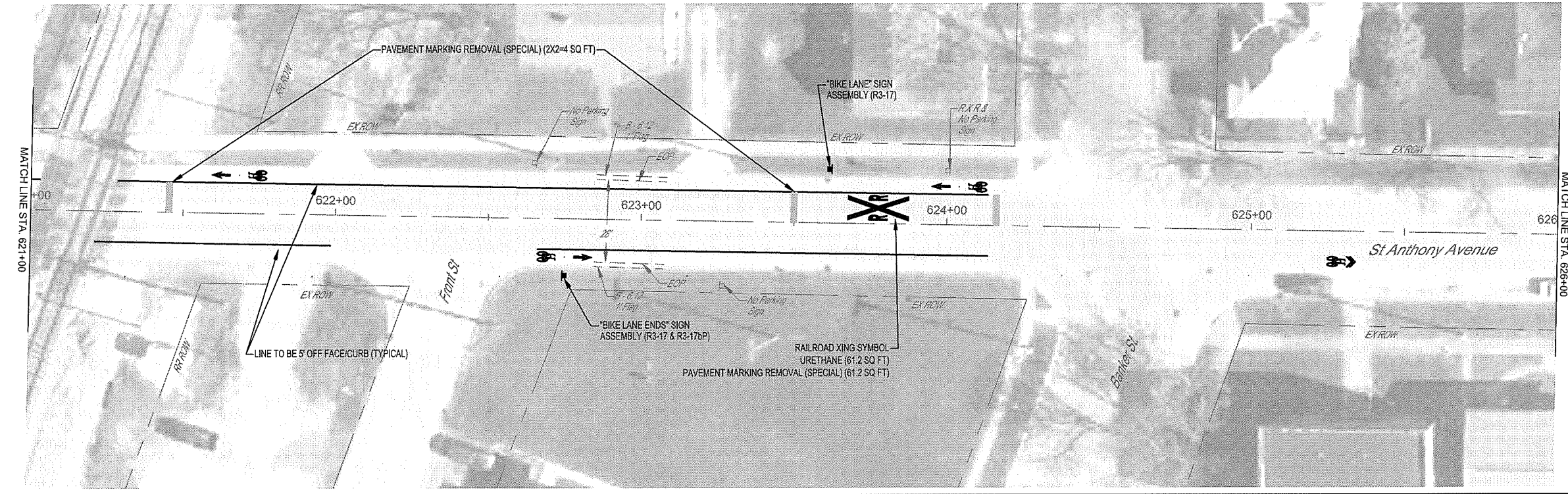
MILANO & GRUNLOH ENGINEERS, LLC
 114 W. WASHINGTON AVE. | PO BOX 887
 EFFINGHAM, IL 62404
 Phone: (217) 347-7262 | (800) 677-2714
 Email: mgeengineers@mgeengineers.com
 Web: www.mgeengineers.com
 Design Firm #164-003108

ST. ANTHONY AVENUE
 PAVEMENT MARKING
 AND SIGNAGE PLAN
 SECTION 16-00141-00-BT
 CITY OF EFFINGHAM, ILLINOIS

File name: S:12016\16006\dwg\St Anthony.dwg
 Plot date: 2/25/2021 13:38

ROUTE NO.	SECTION	COUNTY	TOTAL SHEETS	SHEET NO.
S.B.A. F.A.	16-00141- 00-BT	EFFINGHAM	96	46
FED. ROAD DIST. NO. 7	ILLINOIS	FED. AID PROJECT-		

CONTRACT #95822



MILANO & GRUNLOH ENGINEERS, LLC
 114 W. WASHINGTON AVE. | PO BOX 887
 EFFINGHAM, IL 62401
 Phone: (217) 347-7262 | (800) 677-2714
 Email: mgen@milanoandgrunloh.com
 Web: www.mgen.com
 Design Firm #184-003108

ST. ANTHONY AVENUE
 PAVEMENT MARKING
 AND SIGNAGE PLAN
 SECTION 16-00141-00-BT
 CITY OF EFFINGHAM, ILLINOIS

File name: S:12016\16006\dwg\St Anthony.dwg
 Plot date: 2/25/2021 13:38

ROUTE NO.	SECTION	COUNTY	TOTAL SHEETS	SHEET NO.
S.B.L. F.A.	16-00141-00-BT	EFFINGHAM	96	47
FED. ROAD DIST. NO. 7	ILLINOIS	FED. AID PROJECT.		

CONTRACT #95822

LOCATION	THERMOPLASTIC PAVEMENT MARKING - LETTERS AND SYMBOLS	THERMOPLASTIC PAVEMENT MARKING - LINE 4"	MODIFIED URETHANE PAVEMENT MARKING - LETTERS AND SYMBOLS	MODIFIED URETHANE PAVEMENT MARKING - LINE 4"	SIGN PANEL - TYPE 1	TELESCOPING STEEL SIGN SUPPORT	PAVEMENT MARKING REMOVAL (SPECIAL)
	SQ FT	FOOT	SQ FT	FOOT	SQ FT	FOOT	SQ FT
Rt, Sta. 586+53.0			11.2				
Rt, Sta. 587+86.3 to Sta. 597+52.9				967			
Lt, Sta. 587+87.0 to Sta. 590+33.1				246			
Rt, Sta. 587+95.3			11.2		3.0	14	
Lt, Sta. 588+10.9					4.3	15	
Lt, Sta. 590+24.1			11.2				
Lt, Sta. 591+02.2 to Sta. 593+87.8				286			
Rt, Sta. 591+35.3			11.2				
Lt, Sta. 593+78.8			11.2				
Lt, Sta. 594+48.1 to Sta. 597+37.9				290			
Rt, Sta. 594+75.3			11.2				
Lt, Sta. 597+28.9			11.2				
Lt, Sta. 598+00.7 to Sta. 600+47.3				247			
Rt, Sta. 598+05.9 to Sta. 600+51.2				245			
Rt, Sta. 598+14.9			11.2				
Lt, Sta. 600+38.3			11.2				
Rt, Sta. 601+23.5 to Sta. 605+15.2				392			
Lt, Sta. 601+27.3 to Sta. 605+15.2				388			
Rt, Sta. 601+32.5			11.2				
Lt, Sta. 605+15.2 to Sta. 606+83.1		175					
Rt, Sta. 605+15.2 to Sta. 606+89.6		168					
Lt, Sta. 606+74.1	11.2				3.0	14	
Sub Total	11.2	343.0	112.0	3061.0	10.3	43.0	0.0

LOCATION	THERMOPLASTIC PAVEMENT MARKING - LETTERS AND SYMBOLS	THERMOPLASTIC PAVEMENT MARKING - LINE 4"	MODIFIED URETHANE PAVEMENT MARKING - LETTERS AND SYMBOLS	MODIFIED URETHANE PAVEMENT MARKING - LINE 4"	SIGN PANEL - TYPE 1	TELESCOPING STEEL SIGN SUPPORT	PAVEMENT MARKING REMOVAL (SPECIAL)
	SQ FT	FOOT	SQ FT	FOOT	SQ FT	FOOT	SQ FT
Lt, Sta. 607+59.3 to Sta. 616+37.1		878					
Rt, Sta. 607+63.0 to Sta. 611+70.9		408					
Rt, Sta. 607+72.4	11.2				3.0	14	
Lt, Sta. 611+36.3	11.2				3.0	14	
Rt, Sta. 612+21.7 to Sta. 616+33.4		412					
Rt, Sta. 612+30.7	11.2						
Lt, Sta. 616+28.1	11.2						
Rt, Sta. 616+93.4 to Sta. 618+94.5				201			
Lt, Sta. 616+99.7 to Sta. 618+93.2				194			
Rt, Sta. 617+02.4			11.2				
Lt, Sta. 618+76.6			11.2				
Lt, Sta. 619+54.6 to Sta. 621+03.1				149			
Rt, Sta. 619+57.3 to Sta. 620+82.1			61.2				67.2
Rt, Sta. 619+60.7 to Sta. 620+96.3				136			
Rt, Sta. 619+69.7			11.2				
Rt, Sta. 621+21.2 to Sta. 621+98.5				77			
Lt, Sta. 621+28.5 to Sta. 624+13.4				285			
Lt, Sta. 621+44.3 to Sta. 624+21.38			61.2				65.2
Lt, Sta. 621+68.3			11.2				
Rt, Sta. 622+66.1 to Sta. 624+13.8				148			
Rt, Sta. 622+75.1			11.2		4.3	15	
Lt, Sta. 623+61.5					3.0	14	
Lt, Sta. 624+03.9			11.2				
Rt, Sta. 625+29.9			8.0				
Lt, Sta. 626+92.6			8.0				
Sub Total	44.8	1698.0	205.6	1190.0	13.3	57.0	132.4
TOTAL	56.0	2,041	317.6	4,251	23.6	100.0	132.4

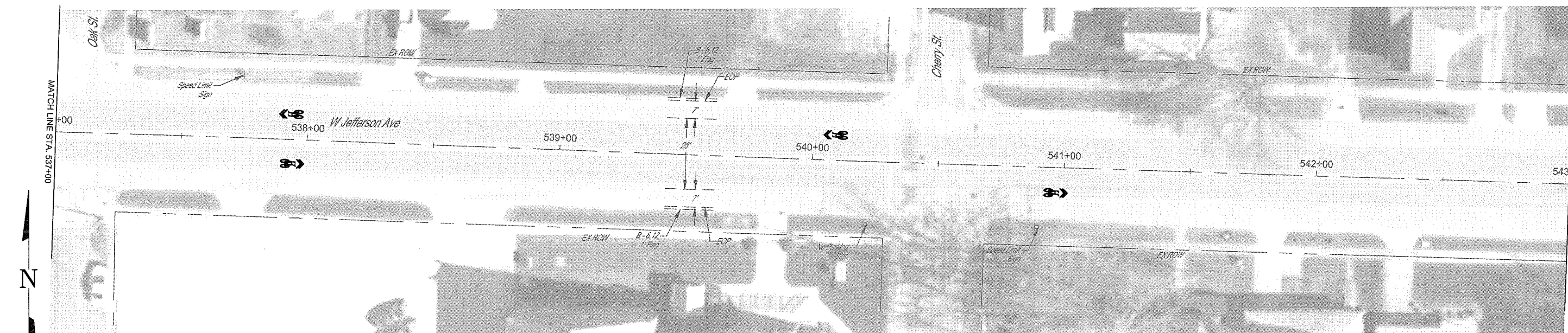
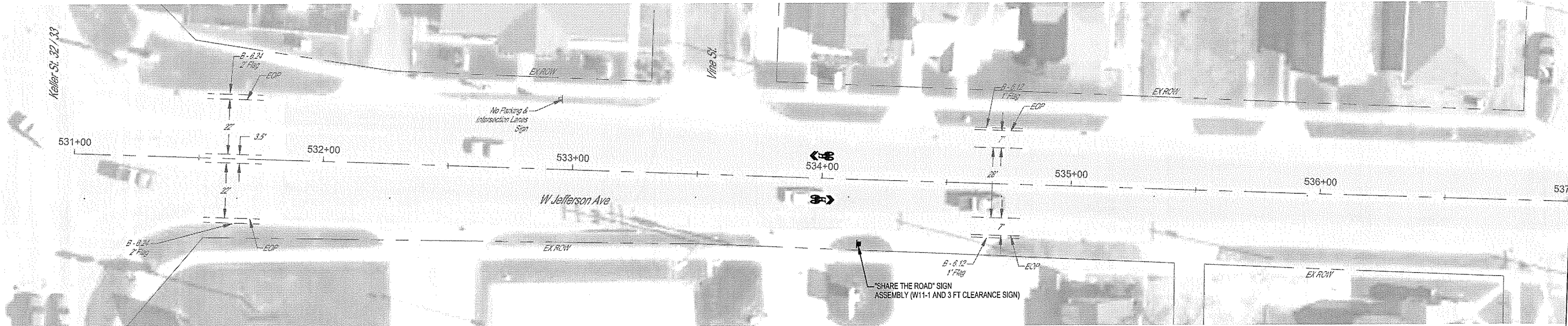
MILANO & GRUNLOH ENGINEERS, LLC
114 W. WASHINGTON AVE. | PO BOX 897
EFFINGHAM, IL 62401
Phone: (217) 347-7652 | (800) 677-2714
Email: mge@engineers.com
Web: www.mgeengineers.com
Design Firm #164-003108

St. ANTHONY AVENUE
PAVEMENT MARKING
AND SIGNAGE PLAN
SECTION 16-00141-00-BT
CITY OF EFFINGHAM, ILLINOIS

File name: S:\2016\16006\dwg\St Anthony.dwg
Plot date: 2/25/2021 13:38

ROUTE NO.	SECTION	COUNTY	TOTAL SHEETS	SHEET NO.
S.B.I. F.A.	16-00141-00-BT	EFFINGHAM	96	48
FED. ROAD DIST. NO. 7	ILLINOIS	FED. AID PROJECT-		

CONTRACT #95822



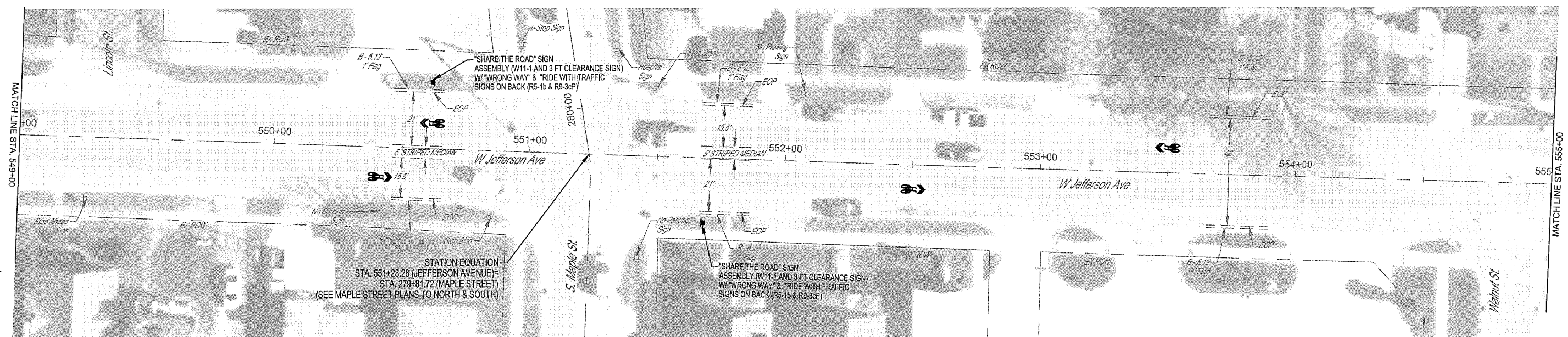
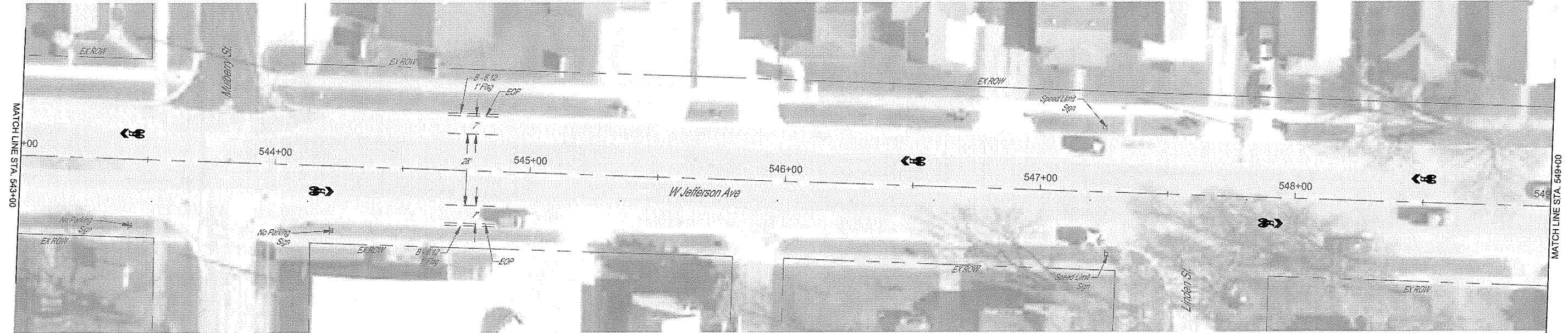
MILANO & GRUNLOH ENGINEERS, LLC
 114 W. WASHINGTON AVE. | PO BOX 897
 EFFINGHAM, IL 62401
 Phone: (217) 343-7262 | (800) 677-2714
 Email: mgen@milanoandgrunloh.com
 Web: www.milanoandgrunloh.com
 Design Firm #184-003108

JEFFERSON AVENUE
 PAVEMENT MARKING
 AND SIGNAGE PLAN
 SECTION 16-00141-00-BT
 CITY OF EFFINGHAM, ILLINOIS

File name: S:\2016\1600141\dwg\Jefferson.dwg
 Plot date: 2/25/2021 13:38

ROUTE NO.	SECTION	COUNTY	TOTAL SHEETS	SHEET NO.
S.B.L. F.A.	16-00141-00-BT	EFFINGHAM	96	49
FED. ROAD DIST. NO. 7	ILLINOIS	FED. AID PROJECT-		

CONTRACT #95822



STATION EQUATION
 STA. 551+23.28 (JEFFERSON AVENUE)-
 STA. 279+81.72 (MAPLE STREET)
 (SEE MAPLE STREET PLANS TO NORTH & SOUTH)



0 10 20

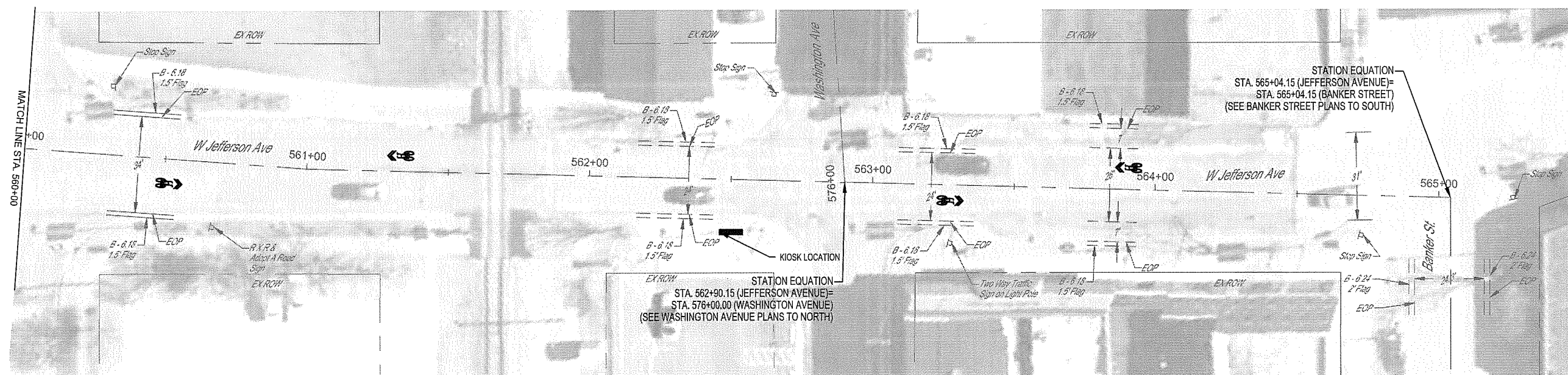
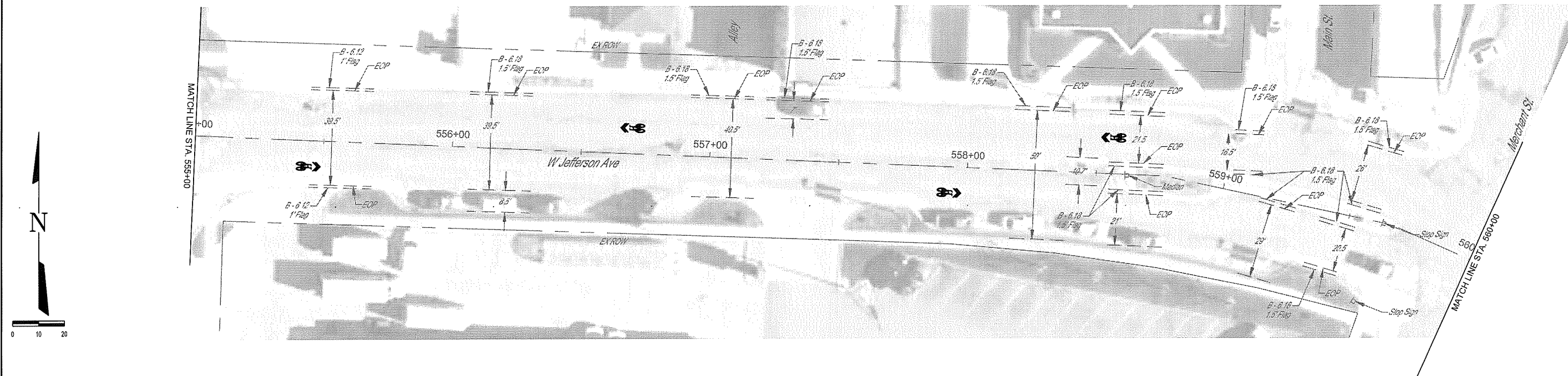
MILANO & GRUNLOH ENGINEERS, LLC
 114 W. WASHINGTON AVE. | PO BOX 897
 EFFINGHAM, IL 62401
 Phone: (217) 347-7262 | (800) 877-2714
 Email: mgeni@engr.com | mgeni@engr.com
 Web: www.mgeni.com
 Design Firm #184-003108

JEFFERSON AVENUE
 PAVEMENT MARKING
 AND SIGNAGE PLAN
 SECTION 16-00141-00-BT
 CITY OF EFFINGHAM, ILLINOIS

File name: S:\2016\160006\dwg\Jefferson.dwg
 Plot date: 2/25/2021 13:38

ROUTE NO.	SECTION	COUNTY	TOTAL SHEETS	SHEET NO.
S.B.I. F.A.	16-00141- 00-BT	EFFINGHAM	96	50
FED. ROAD DIST. NO. 7	ILLINOIS	FED. AID PROJECT-		

CONTRACT #95822



MILANO & GRUNLOH ENGINEERS, LLC
 114 W. WASHINGTON AVE. | PO BOX 897
 EFFINGHAM, IL 62401
 Phone: (217) 347-7262 | (800) 677-2714
 Email: mgen@engr.com | mgen@engr.com
 Web: www.mgenr.com
 Design Firm #184-003108

JEFFERSON AVENUE
 PAVEMENT MARKING
 AND SIGNAGE PLAN
 SECTION 16-00141-00-BT
 CITY OF EFFINGHAM, ILLINOIS

File name: S:\2016\16006\dwg\Jefferson.dwg
 Plot date: 2/25/2021 13:38

ROUTE NO.	SECTION	COUNTY	TOTAL SHEETS	SHEET NO.
S&L P.A.	16-00141- 00-BT	EFFINGHAM	96	51
FED. ROAD DIST. NO. 7	ILLINOIS	FED. AID PROJECT:		


CONTRACT #95822

LOCATION	MODIFIED URETHANE PAVEMENT MARKING - LETTERS AND SYMBOLS	THERMOPLASTIC PAVEMENT MARKING - LETTERS AND SYMBOLS	SIGN PANEL - TYPE 1	TELESCOPING STEEL SIGN SUPPORT
	SQ FT	SQ FT	SQ FT	FOOT
Lt & Rt, Sta. 534+00.0		16.0		
Rt, Sta. 534+15.0			8.8	17
Rt, Sta. 537+93.2		8.0		
Lt, Sta. 537+93.2		8.0		
Lt, Sta. 540+09.0		8.0		
Rt, Sta. 540+96.9		8.0		
Lt, Sta. 543+43.5		8.0		
Rt, Sta. 544+18.5		8.0		
Lt, Sta. 546+50.0		8.0		
Rt, Sta. 547+90.7		8.0		
Lt, Sta. 548+50.0		8.0		
Rt, Sta. 550+41.5		8.0		
Lt, Sta. 550+61.5		8.0	11.3	17
Rt, Sta. 551+68.5			11.3	17
Rt, Sta. 552+50.0		8.0		
Lt, Sta. 553+50.0		8.0		
Rt, Sta. 555+44.3		8.0		
Lt, Sta. 556+69.6		8.0		
Rt, Sta. 557+93.1		8.0		
Lt, Sta. 558+56.2		8.0		
Rt, Sta. 560+51.8		8.0		
Lt, Sta. 561+33.5		8.0		
Rt, Sta. 563+27.4	8.0			
Lt, Sta. 563+90.5	8.0			
TOTAL	16.0	168.0	31.4	51.0


MILANO & GRUNLOH ENGINEERS, LLC
 114 W. WASHINGTON AVE. | PO BOX 897
 EFFINGHAM, IL 62401
 Phone: (217) 347-7262 | (800) 677-2714
 Email: mgeengineers@mgeengineers.com
 Web: www.mgeengineers.com
 Design Firm #184-003106

JEFFERSON AVENUE
 PAVEMENT MARKING
 AND SIGNAGE PLAN
 SECTION 16-00141-00-BT
 CITY OF EFFINGHAM, ILLINOIS

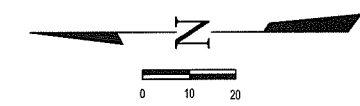
File name: S:\2016\16006\dwg\Jefferson.dwg
 Plot date: 2/25/2021 13:38



STATION EQUATION
 STA. 565+04.15 (JEFFERSON AVENUE)=
 STA. 565+04.15 (BANKER STREET)
 (SEE JEFFERSON STREET PLANS TO WEST)

STATION EQUATION
 STA. 568+40.11 (BANKER STREET)=
 STA. 568+40.11 (SECTION AVENUE)
 (SEE SECTION AVENUE PLANS TO EAST)

LOCATION	MODIFIED URETHANE PAVEMENT MARKING - LETTERS AND SYMBOLS
	SQ FT
Rt, Sta. 565+35.0	8.0
Lt, Sta. 565+85.0	8.0
Rt, Sta. 567+85.0	8.0
Lt, Sta. 567+85.0	8.0
TOTAL	32.0



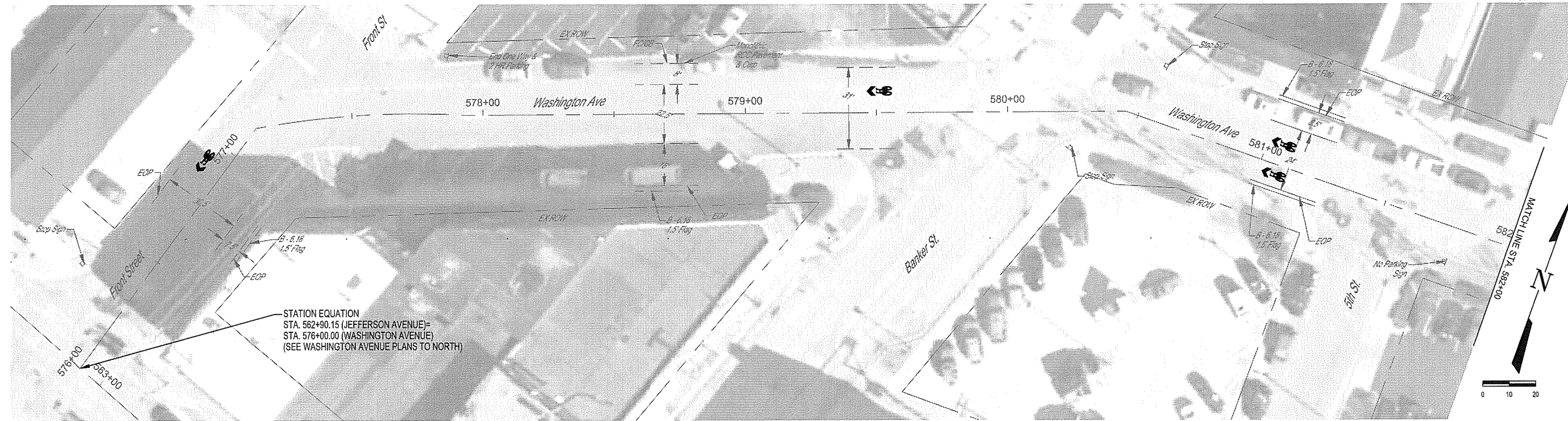
MILANO & GRUNLOH ENGINEERS, LLC
 114 W. WASHINGTON AVE. | PO BOX 897
 EFFINGHAM, IL 62401
 Phone: (217) 347-7262 | (800) 677-2714
 Email: mgeengineers@mgeengineers.com
 Web: www.mgeengineers.com
 Design Firm #164-003106

BANKER STREET
 PAVEMENT MARKING
 AND SIGNAGE PLAN
 SECTION 16-00141-00-BT
 CITY OF EFFINGHAM, ILLINOIS

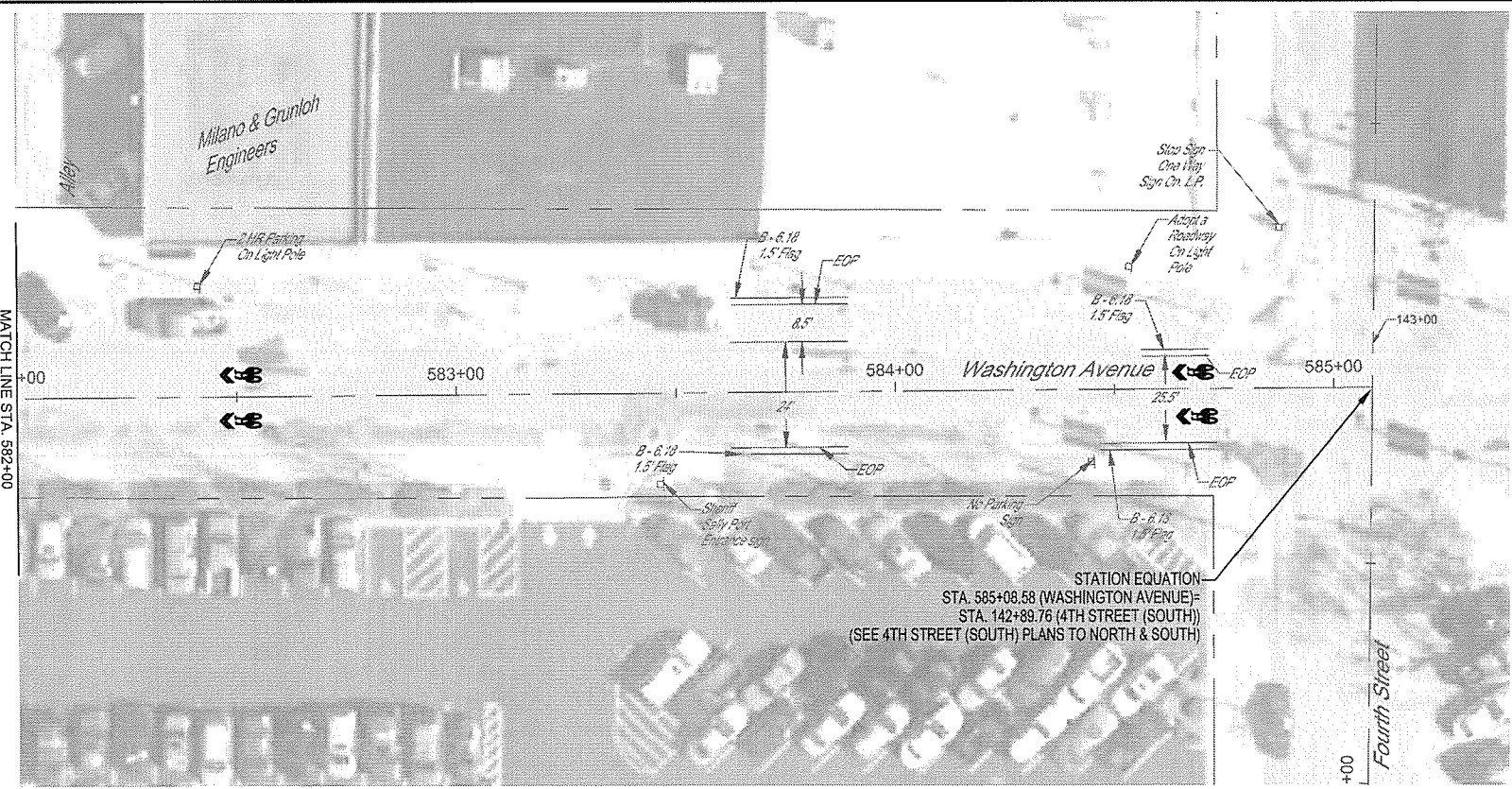
File name: S:\2016\16006\dwg\Banker.dwg
 Plot date: 2/25/2021 13:39

ROUTE NO.	SECTION	COUNTY	TOTAL SHEETS	SHEET NO.
S.B.I.	16-00141-00-BT	EFFINGHAM	96	53
F.A.				
FED. ROAD DIST. NO. 7	ILLINOIS	FED. AID PROJECT-		

CONTRACT #95822



STATION EQUATION
 STA. 562+90.15 (JEFFERSON AVENUE)=
 STA. 576+00.00 (WASHINGTON AVENUE)
 (SEE WASHINGTON AVENUE PLANS TO NORTH)



STATION EQUATION
 STA. 585+08.58 (WASHINGTON AVENUE)=
 STA. 142+89.76 (4TH STREET (SOUTH))
 (SEE 4TH STREET (SOUTH) PLANS TO NORTH & SOUTH)

LOCATION	THERMOPLASTIC PAVEMENT MARKING - LETTERS AND SYMBOLS
	SQ FT
Lt, Sta. 576+92.6	8.0
Lt, Sta. 579+51.2	8.0
Rt, Sta. 581+06.7	8.0
Lt, Sta. 581+06.7	8.0
Rt, Sta. 582+50.7	8.0
Lt, Sta. 582+50.7	8.0
Rt, Sta. 584+68.2	8.0
Lt, Sta. 584+68.2	8.0
TOTAL	64.0

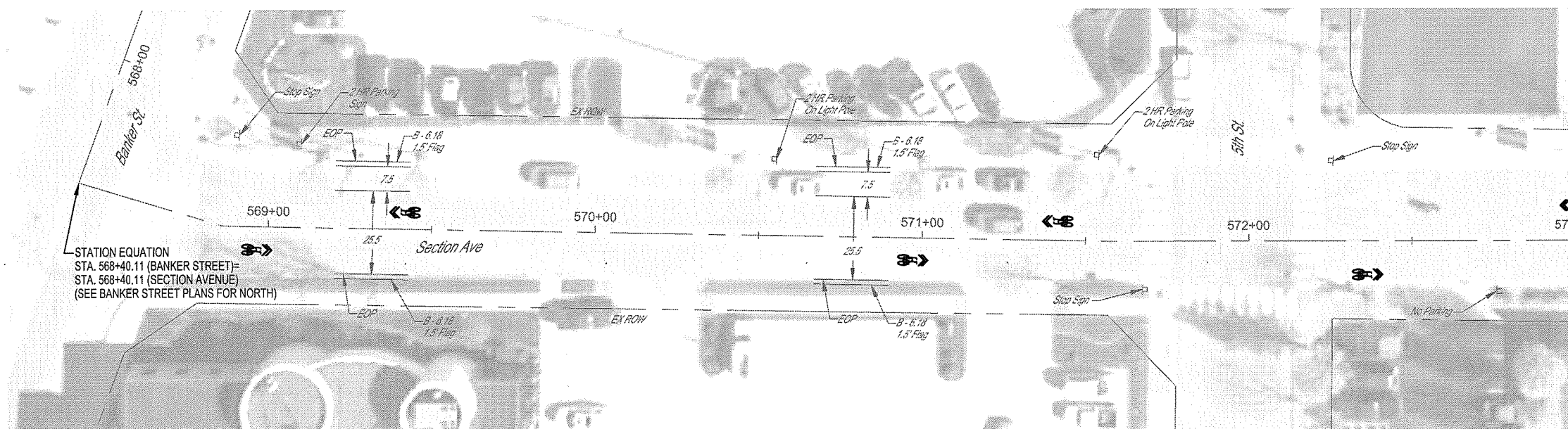
MILANO & GRUNLOH ENGINEERS, LLC
 114 W. WASHINGTON AVE. | PO BOX 897
 EFFINGHAM, IL 62401
 Phone: (217) 341-7262 | (800) 677-2714
 Email: mgen@engr.com | mgen@engr.com
 Web: www.mgen.com
 Design Firm #184-003108

WASHINGTON AVENUE
 PAVEMENT MARKING
 AND SIGNAGE PLAN
 SECTION 16-00141-00-BT
 CITY OF EFFINGHAM, ILLINOIS

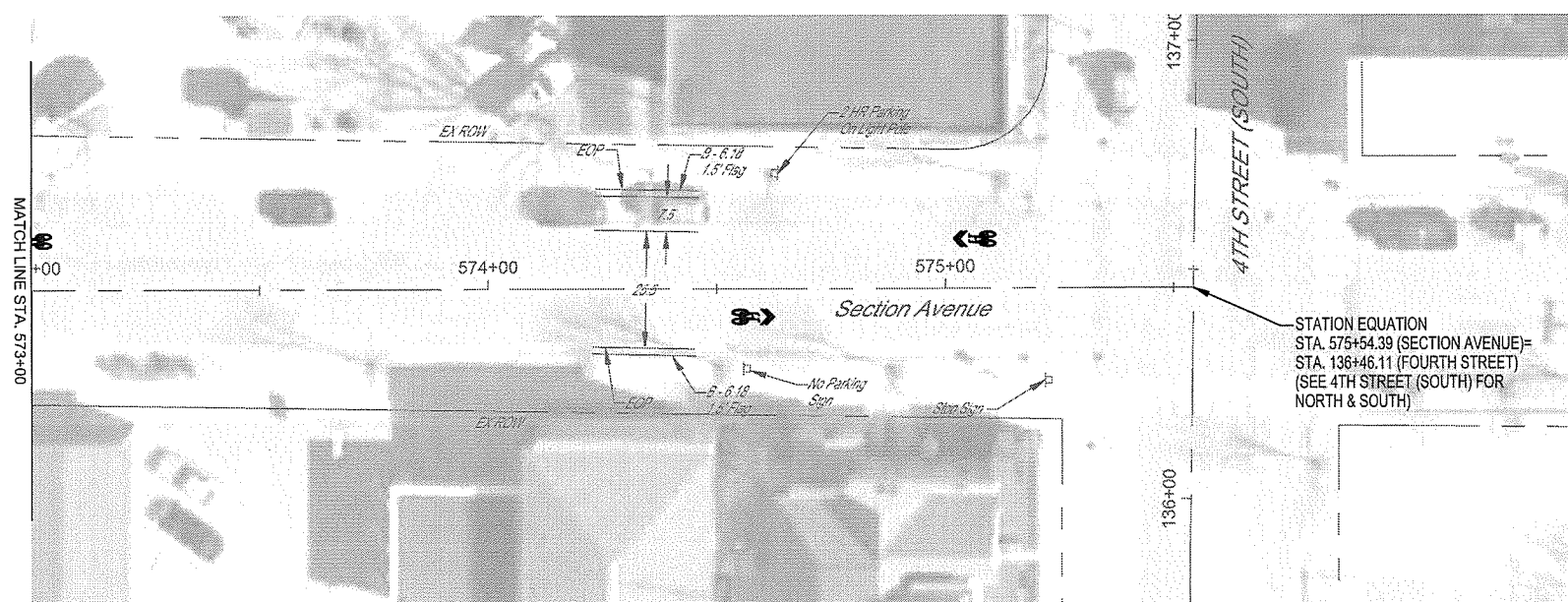
File name: S:\2016\16006\dwg\Washington.dwg
 Plot date: 2/25/2021 13:46

ROUTE NO.	SECTION	COUNTY	TOTAL SHEETS	SHEET NO.
S.B.I.	16-00141-00-BT	EFFINGHAM	96	54
F.A.				
FED. ROAD DIST. NO. 7	ILLINOIS	FED. AID PROJECT		

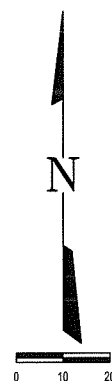
CONTRACT #95822



STATION EQUATION
 STA. 568+40.11 (BANKER STREET)=
 STA. 568+40.11 (SECTION AVENUE)
 (SEE BANKER STREET PLANS FOR NORTH)



STATION EQUATION
 STA. 575+54.39 (SECTION AVENUE)=
 STA. 136+46.11 (FOURTH STREET)
 (SEE 4TH STREET (SOUTH) FOR
 NORTH & SOUTH)



LOCATION	THERMOPLASTIC PAVEMENT MARKING - LETTERS AND SYMBOLS
	SQ. FT
Rt, Sta. 568+95.9	8.0
Lt, Sta. 569+40.3	8.0
Rt, Sta. 570+96.3	8.0
Lt, Sta. 571+40.9	8.0
Rt, Sta. 572+36.4	8.0
Lt, Sta. 573+99.9	8.0
Rt, Sta. 574+59.4	8.0
Lt, Sta. 575+06.5	8.0
TOTAL	64.0

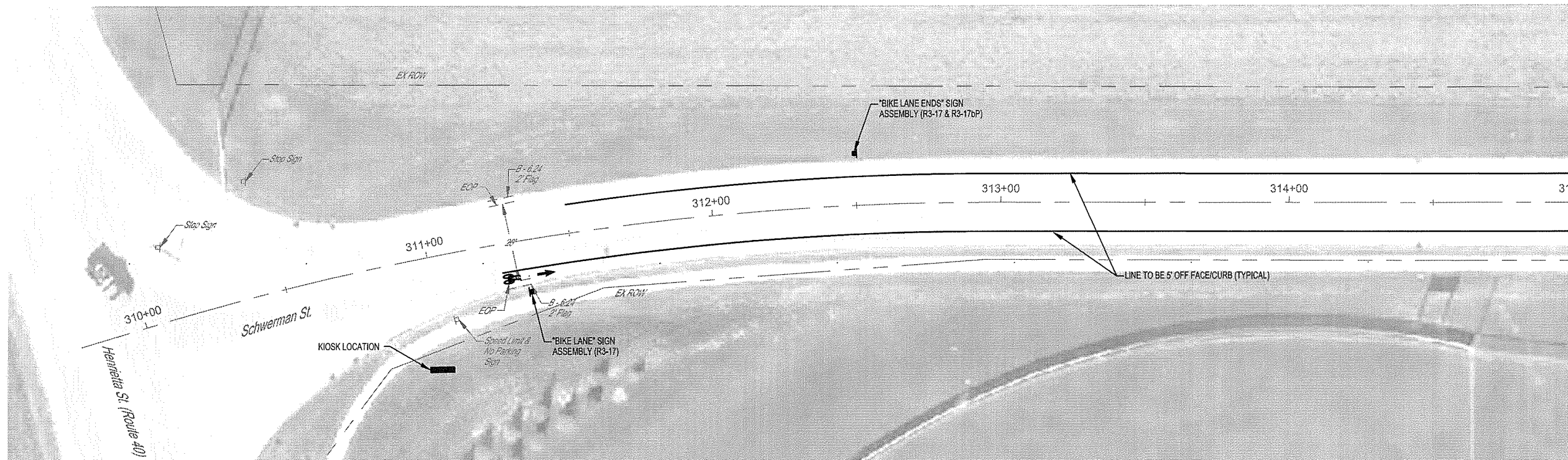
MILANO & GRUNLOH ENGINEERS, LLC
 114 W. WASHINGTON AVE. | PO BOX 897
 EFFINGHAM, IL 62401
 Phone: (217) 347-7262 | (800) 677-2714
 Email: mgen@milanoandgrunloh.com
 Web: www.milanoandgrunloh.com
 Design Firm #184-003108

SECTION AVENUE
 PAVEMENT MARKING
 AND SIGNAGE PLAN
 SECTION 16-00141-00-BT
 CITY OF EFFINGHAM, ILLINOIS

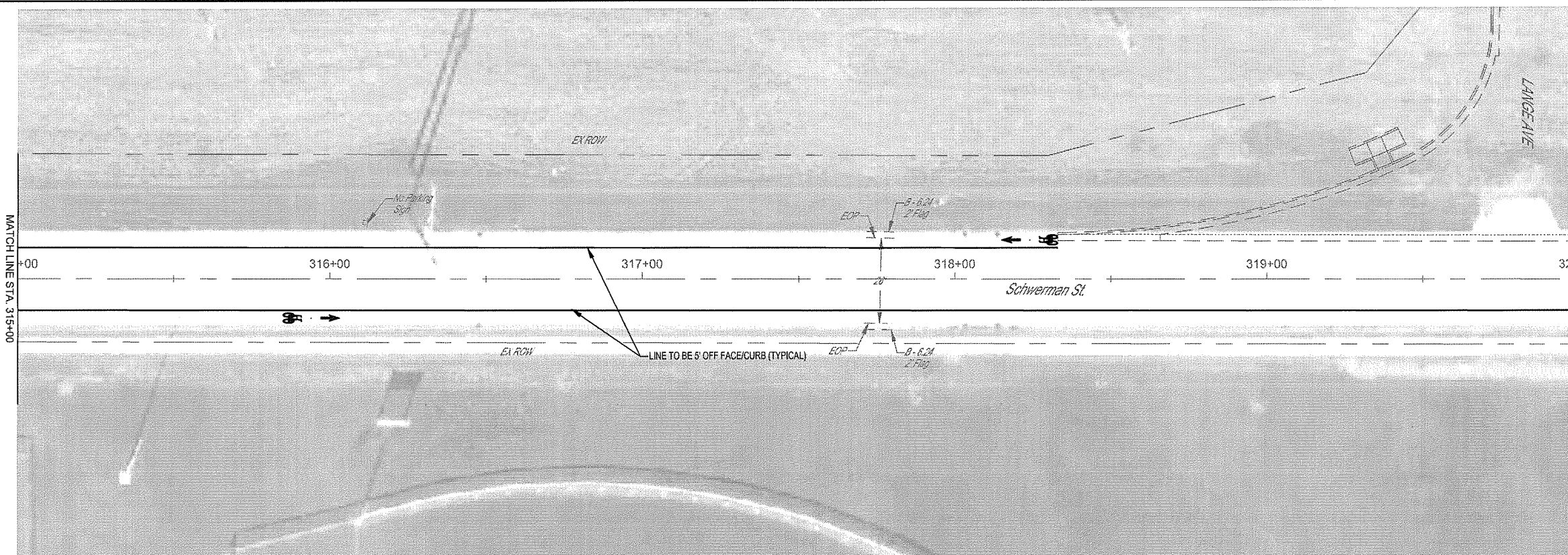
File name: S:\2016\16006\dwg\Section.dwg
 Plot date: 2/25/2021 13:40

ROUTE NO.	SECTION	COUNTY	TOTAL SHEETS	SHEET NO.
S.B.L. F.A.	16-00141-00-BT	EFFINGHAM	96	55
FED. ROAD DIST. NO. 7	ILLINOIS	FED. AID PROJECT		

CONTRACT #95822



MATCHLINE STA. 315+00



MATCHLINE STA. 315+00

MATCHLINE STA. 320+00

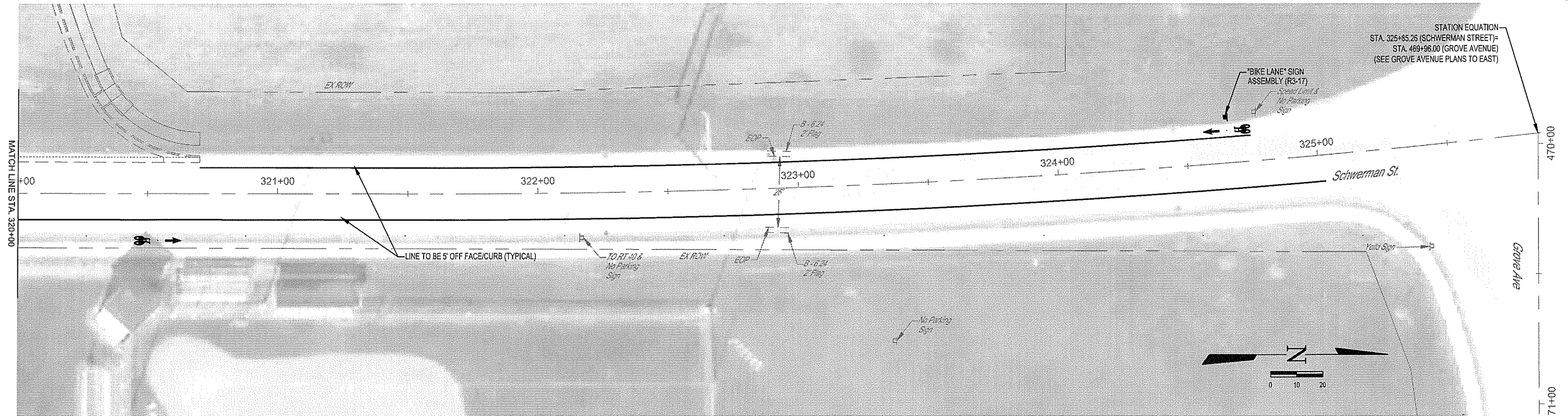
MILANO & GRUNLOH ENGINEERS, LLC
 114 W. WASHINGTON AVE. | PO BOX 897
 EFFINGHAM, IL 62401
 Phone: (217) 341-7282 | (800) 677-2714
 Email: mgen@engr.com | mgen@engr.com
 Web: www.mgen.com
 Design Firm #184-003108

SCHWERMANN STREET
 PAVEMENT MARKING
 AND SIGNAGE PLAN
 SECTION 16-00141-00-BT
 CITY OF EFFINGHAM, ILLINOIS

File name: S:\2016\16006\dwg\Schwerman.dwg
 Plot date: 2/25/2021 13:41

ROUTE NO.	SECTION	COUNTY	TOTAL SHEETS	SHEET NO.
S.B.L. F.A.	16-00141- 00-BT	EFFINGHAM	96	56
FED. ROAD DIST. NO. 7	ILLINOIS	FED. AID PROJECT-		

CONTRACT #05822



LOCATION	MODIFIED URETHANE PAVEMENT MARKING - LETTERS AND SYMBOLS	MODIFIED URETHANE PAVEMENT MARKING - LINE 4"	SIGN PANEL - TYPE 1	TELESCOPING STEEL SIGN SUPPORT
	SQ FT	FOOT	SQ FT	FOOT
Rt, Sta. 311+25.0 to Sta. 325+02.4		1,377		
Rt, Sta. 311+34.0	11.2		3.0	14
Lt, Sta. 311+50.0 to Sta. 318+32.9		685		
Lt, Sta. 312+50.0			4.3	15
Rt, Sta. 315+94.0	11.2			
Lt, Sta. 318+23.9	11.2			
Rt, Sta. 320+54.0	11.2			
Lt, Sta. 320+70.1 to Sta. 324+75.0		405		
Lt, Sta. 324+66.0	11.2		3.0	14
TOTAL	56.0	2,467	10.3	43

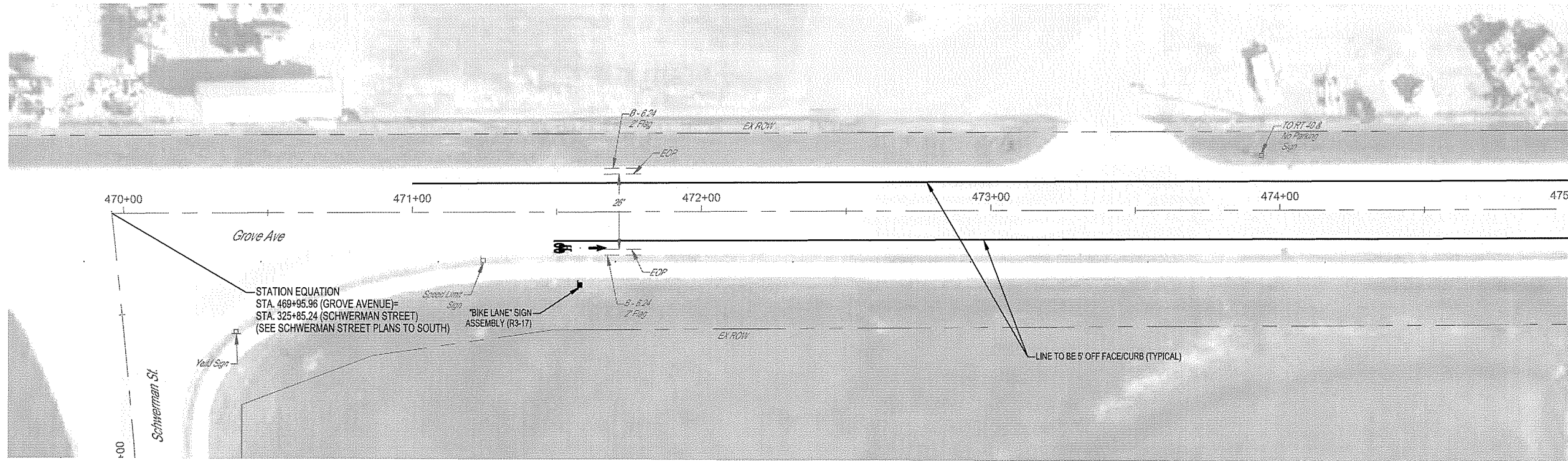
MILANO & GRUNLOH ENGINEERS, LLC
 114 W. WASHINGTON AVE. | PO BOX 887
 EFFINGHAM, IL 62401
 Phone: (217) 347-7262 | (800) 677-2714
 Email: mgengineers@mgengineers.com
 Web: www.mgengineers.com
 Design Firm #184-003108

SCHWERMAN STREET
 PAVEMENT MARKING
 AND SIGNAGE PLAN
 SECTION 16-00141-00-BT
 CITY OF EFFINGHAM, ILLINOIS

File name: S:\2016\16006\dwg\Schwerman.dwg
 Plot date: 2/25/2021 13:41

ROUTE NO.	SECTION	COUNTY	TOTAL SHEETS	SHEET NO.
S.B.L. F.A.	16-00141-00-BT	EFFINGHAM	96	57
FED. ROAD DIST. NO. 7	BLINDS	FED. AID PROJECT:		

CONTRACT #95822



470+00

471+00

472+00

473+00

474+00

475+00

Grove Ave

STATION EQUATION
STA. 469+95.96 (GROVE AVENUE)=
STA. 325+85.24 (SCHWERMAN STREET)
(SEE SCHWERMAN STREET PLANS TO SOUTH)

"BIKE LANE" SIGN ASSEMBLY (R3-17)

LINE TO BE 5' OFF FACE/CURB (TYPICAL)

Schwerman St.

Yield Sign

Speed Limit Sign

EOP

8-6.24 2' F&G

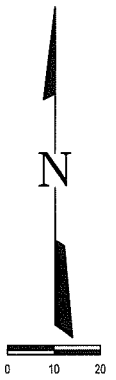
28'

EOP

EX ROW

TO RT 408
NO PARKING
SIGN

MATCH LINE STA. 475+00



MATCH LINE STA. 475+00

+00

476+00

477+00

478+00

479+00

480+00

Grove Ave

"BIKE LANE" SIGN ASSEMBLY (R3-17)
w/ "WRONG WAY" & "RIDE WITH TRAFFIC"
SIGNS ON BACK (R5-1b & R9-3cP)

LINE TO BE 5' OFF FACE/CURB (TYPICAL)

"BIKE LANE ENDS" SIGN ASSEMBLY (R3-17 AND R3-17bP)

No Parking Sign

EOP

8-6.24 2' F&G

28'

EOP

EX ROW

EOP

8-6.24 2' F&G

MATCH LINE STA. 480+00



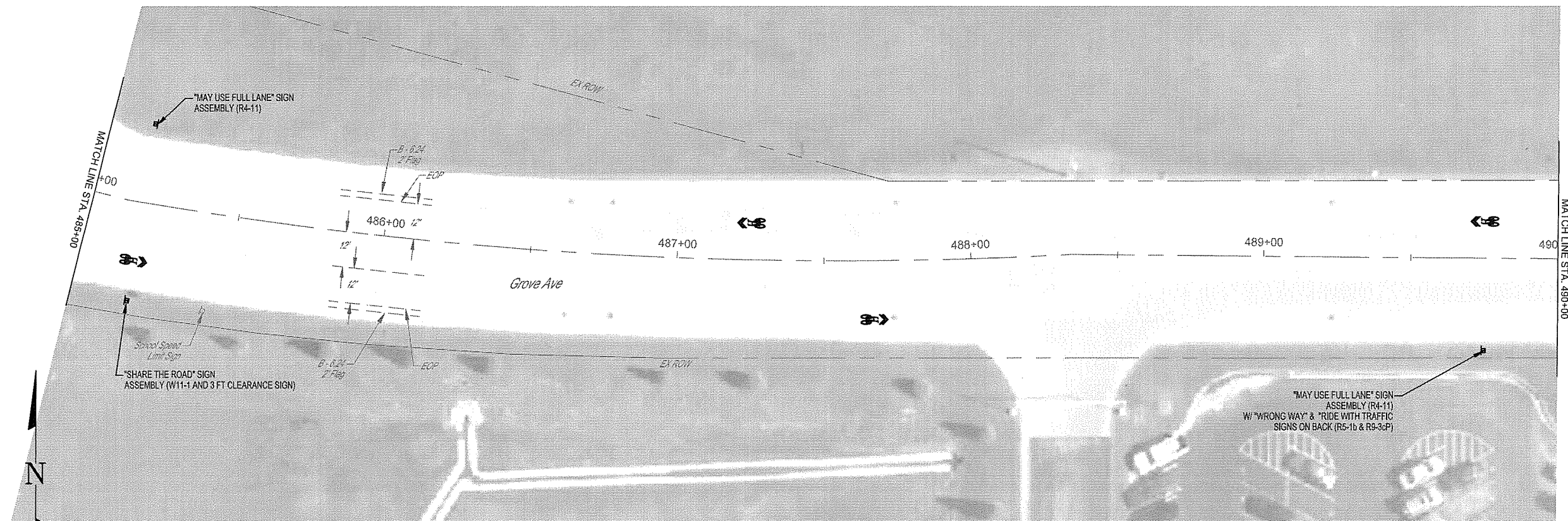
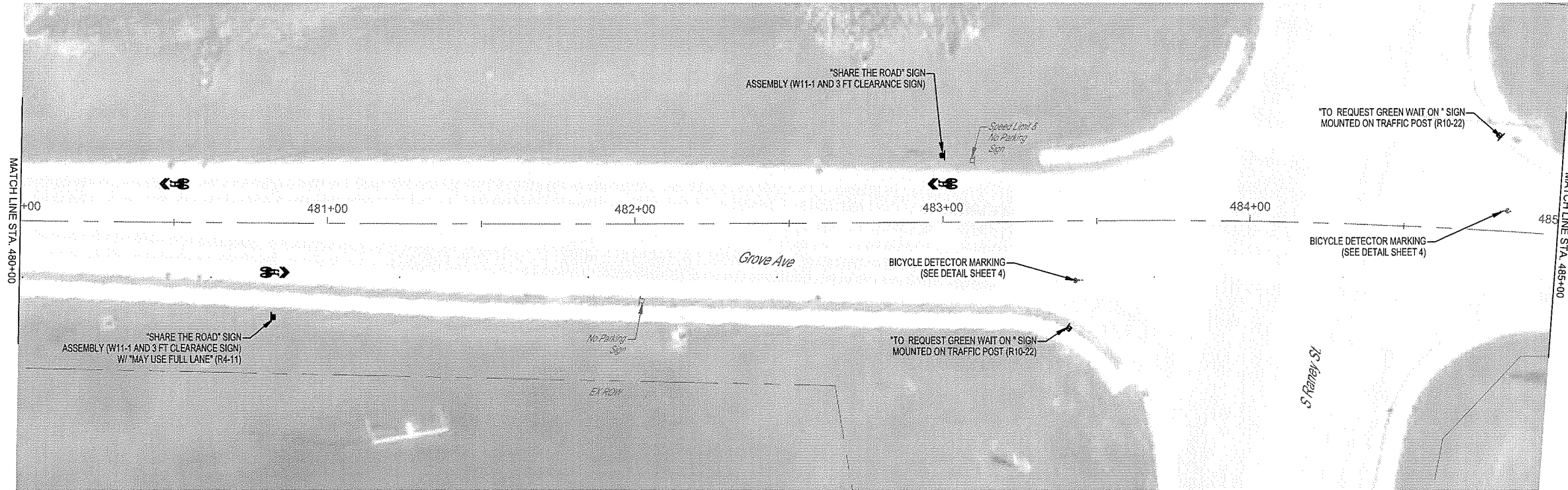
MILANO & GRUNLOH ENGINEERS, LLC
114 W. WASHINGTON AVE. | PO BOX 897
EFFINGHAM, IL 62401
Phone: (217) 347-7262 | (800) 677-2714
Email: mgen@engr.com | mgen@engr.com
Web: www.mgen.com
Design Firm #184-003106

File name: S:\2016\16006\dwg\Grove.dwg
Plot date: 2/25/2021 13:49

GROVE AVENUE
PAVEMENT MARKING
AND SIGNAGE PLAN
SECTION 16-00141-00-BT
CITY OF EFFINGHAM, ILLINOIS

ROUTE NO.	SECTION	COUNTY	TOTAL SHEETS	SHEET NO.
S.B.L. F.A.	16-00141-00-BT	EFFINGHAM	96	58
FED. ROAD DIST. NO. 7	ILLINOIS	FED. AID PROJECT:		

CONTRACT #95822



Note: All markings and signage placement shall be according to MUTCD (Manual on Uniform Traffic Control Devices) 2009 Edition. It is preferable to place the R10-22 (To Request Green Wait on "symbol") on the shown traffic signal post. If conflict arises on the traffic signal post the said sign shall be mounted on a telescoping steel sign support with a minimum of 7' clearance below the bottom of the sign (An allowed quantity has been shown for each location, which may be deleted if post mounted). If mounted on a sign support the said sign shall also not block visibility to any existing signals or other signage. Final placement shall be coordinated with the Engineer

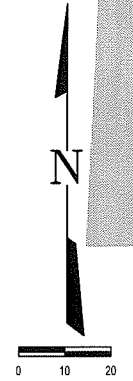
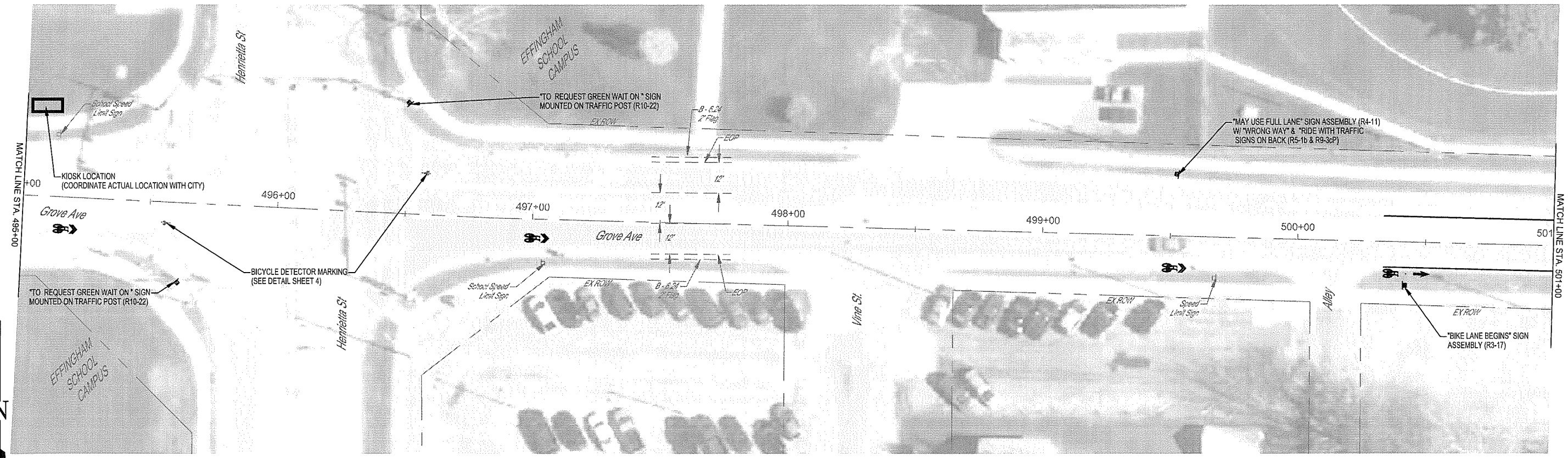
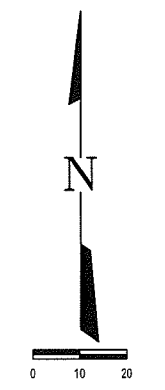
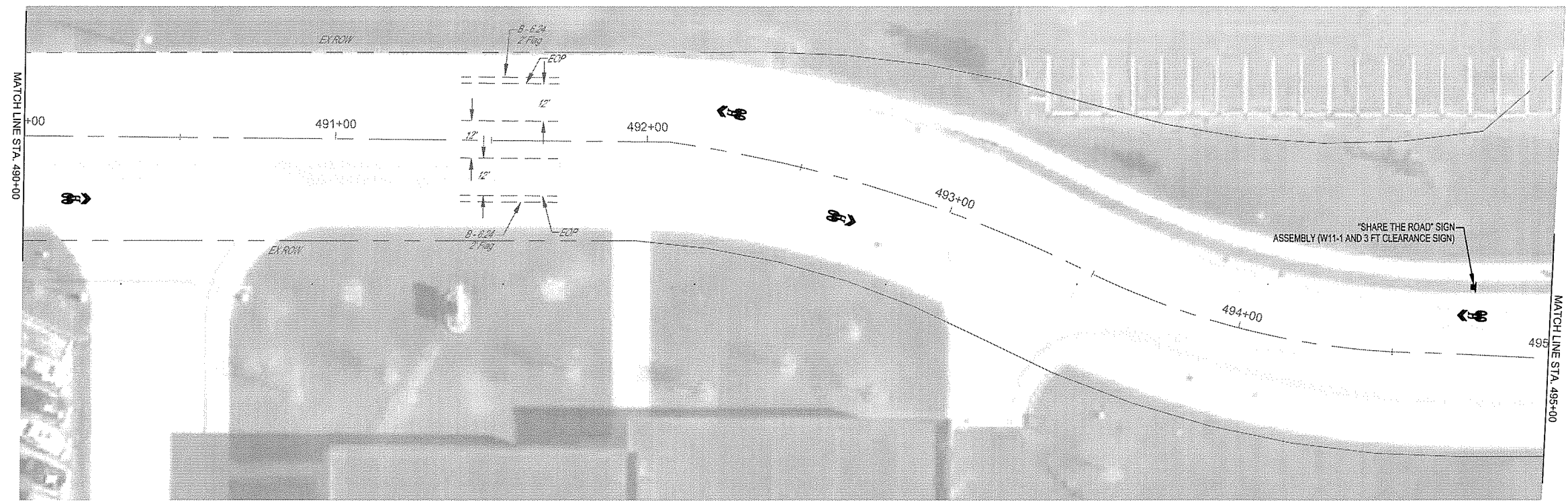
MILANO & GRUNLOH ENGINEERS, LLC
 114 W. WASHINGTON AVE. | PO BOX 697
 EFFINGHAM, IL 62401
 Phone: (217) 347-7262 | (800) 677-2714
 Email: mgen@engr.com | mgen@engr.com
 Web: www.mgen.com
 Design Firm #184-033106

GROVE AVENUE
 PAVEMENT MARKING
 AND SIGNAGE PLAN
 SECTION 16-00141-00-BT
 CITY OF EFFINGHAM, ILLINOIS

File name: S:\2016\16006\dwg\Grove.dwg
 Plot date: 2/25/2021 13:49

ROUTE NO.	SECTION	COUNTY	TOTAL SHEETS	SHEET NO.
S.B.L. F.A.	16-00141- 00-BT	EFFINGHAM	96	59
FED. ROAD DIST. NO. 7	ILLINOIS	FED. AID PROJECT:		

CONTRACT #95822



Note: All markings and signage placement shall be according to MUTCD (Manual on Uniform Traffic Control Devices) 2009 Edition. It is preferable to place the R10-22 (To Request Green Wait on * symbol) on the shown traffic signal post. If conflict arises on the traffic signal post the said sign shall be mounted on a telescoping steel sign support with a minimum of 7' clearance below the bottom of the sign (An allowed quantity has been shown for each location, which may be deleted if post mounted). If mounted on a sign support the said sign shall also not block visibility to any existing signals or other signage. Final placement shall be coordinated with the Engineer


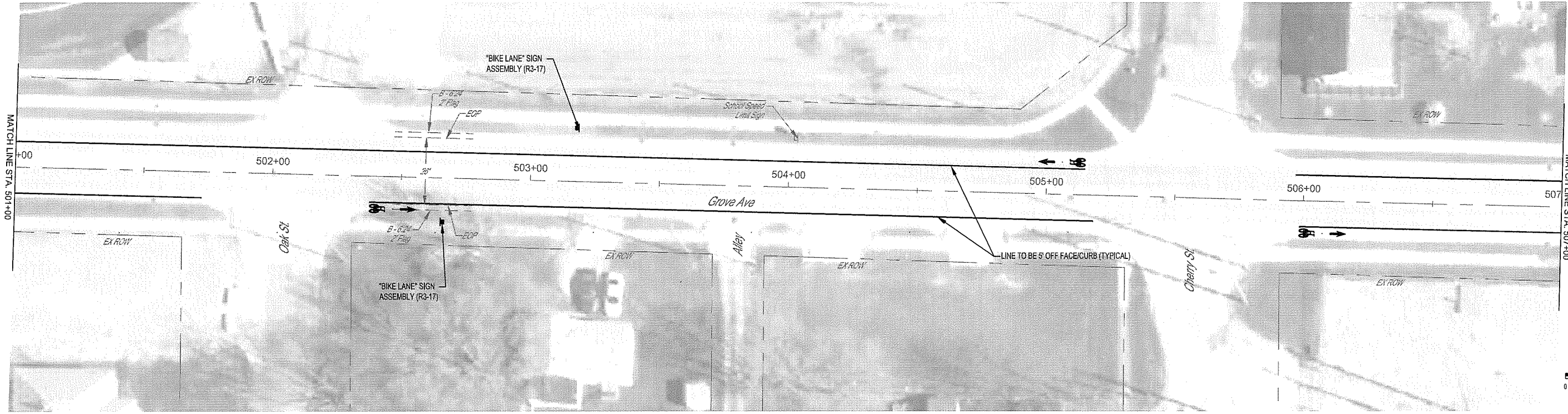
MILANO & GRUNLOH ENGINEERS, LLC
 114 W. WASHINGTON AVE. | PO BOX 887
 EFFINGHAM, IL 62401
 Phone: (217) 347-7262 | (618) 677-2714
 Email: mgeengineers@mgeengineers.com
 Web: www.mgeengineers.com
 Design Firm #184-003108

GROVE AVENUE
 PAVEMENT MARKING
 AND SIGNAGE PLAN
 SECTION 16-00141-00-BT
 CITY OF EFFINGHAM, ILLINOIS

File name: S12016\16006\dwg\Grove.dwg
 Plot date: 2/25/2021 13:49

ROUTE NO.	SECTION	COUNTY	TOTAL SHEETS	SHEET NO.
S.E.L. F.A.	16-00141-00-BT	EFFINGHAM	96	60
FED. ROAD DIST. NO. 7	ILLINOIS	FED. AID PROJECT.		

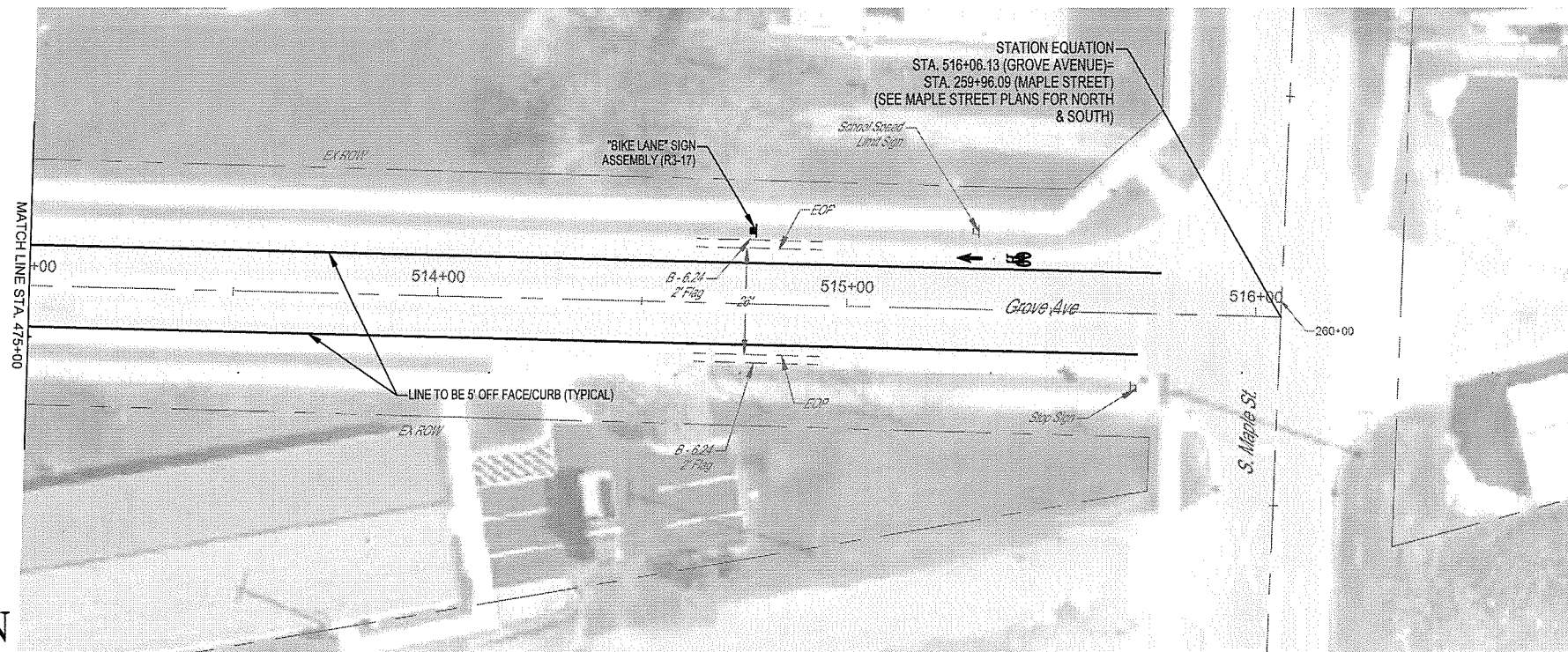
CONTRACT #95822



MILANO & GRUNLOH ENGINEERS, LLC
 114 W. WASHINGTON AVE. | PO BOX 897
 EFFINGHAM, IL 62401
 Phone: (217) 347-7262 | (800) 677-2714
 Email: mgen@engr.com | mgen@engr.com
 Web: www.mgen.com
 Design Firm #184-003108

GROVE AVENUE
 PAVEMENT MARKING
 AND SIGNAGE PLAN
 SECTION 16-00141-00-BT
 CITY OF EFFINGHAM, ILLINOIS

File name: S:\2016\16006\dwg\Grove.dwg
 Plot date: 2/25/2021 13:49



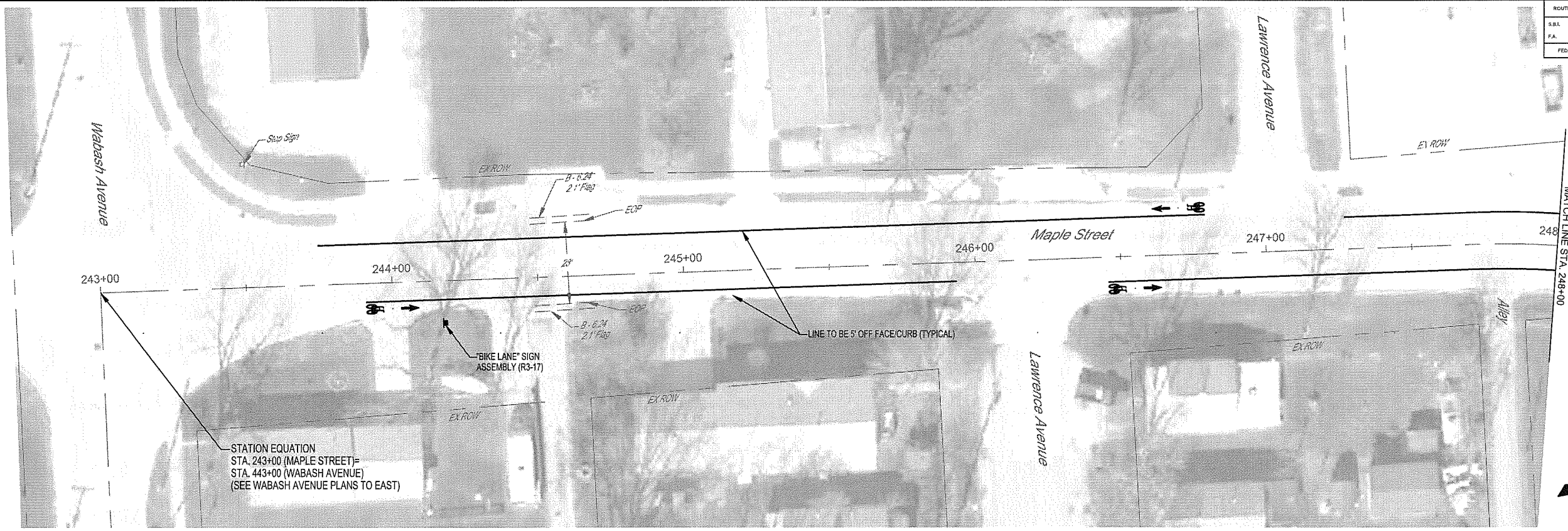
LOCATION	MODIFIED URETHANE PAVEMENT MARKING - LETTERS AND SYMBOLS	MODIFIED URETHANE PAVEMENT MARKING - LINE 4"	SIGN PANEL - TYPE 1	TELESCOPING STEEL SIGN SUPPORT
	SQ. FT	FOOT	SQ. FT	FOOT
Lt, Sta. 471+00.0 to Sta. 479+00.0		802		
Rt, Sta. 471+48.9 to Sta. 479+00.0		751		
Rt, Sta. 471+58.0	11.2		3.0	14
Rt, Sta. 478+00.0			4.3	15
Lt, Sta. 478+91.0	11.2		5.5	15
Lt, Sta. 480+50.0	8.0			
Rt, Sta. 480+83.0	8.0		15.0	17
Lt, Sta. 483+00.0	8.0		8.8	17
Rt, Sta. 483+40.0			1.5	15
Rt, Sta. 483+43.5	0.8			
Lt, Sta. 484+82.5	0.8			
Lt, Sta. 485+17.6			1.5	15
Rt, Sta. 485+35.10	8.0		9.3	17
Lt, Sta. 485+35.10			6.3	15
Lt, Sta. 487+25.0	8.0			
Rt, Sta. 487+67.0	8.0			
Lt, Sta. 489+75.0	8.0			
Rt, Sta. 489+75.0			8.8	15
Rt, Sta. 490+17.0	8.0			
Lt, Sta. 492+25.0	8.0			
Rt, Sta. 492+67.0	8.0			
Lt, Sta. 494+75.0	8.0		8.8	15
Rt, Sta. 495+17.0	8.0			
Rt, Sta. 495+56.5	0.8			
Rt, Sta. 495+61.3			1.5	15
Lt, Sta. 496+50.0			1.5	15
Lt, Sta. 496+57.5	0.8			
Rt, Sta. 497+01.7	8.0			
Rt, Sta. 499+51.7	8.0		8.3	15
Lt, Sta. 500+33.6 to Sta. 505+14.9		482		
Rt, Sta. 500+33.6 to Sta. 501+72.6		139		
Rt, Sta. 500+42.6	11.2		8.3	15
Rt, Sta. 502+37.8 to Sta. 505+18.4		281		
Rt, Sta. 502+46.8	11.2			
Lt, Sta. 503+18.32			3.0	14
Lt, Sta. 505+05.9	11.2			
Lt, Sta. 505+96.8 to Sta. 508+77.8		281		
Rt, Sta. 505+98.5 to Sta. 512+02.2		604		
Rt, Sta. 506+07.5	11.2			
Lt, Sta. 508+68.8	11.2			
Rt, Sta. 508+98.5	11.2			
Lt, Sta. 509+56.8 to Sta. 512+04.0		247		
Lt, Sta. 511+95.0	11.2			
Rt, Sta. 512+82.8 to Sta. 515+71.4		289		
Lt, Sta. 512+84.4 to Sta. 515+76.5		292		
Lt, Sta. 512+91.8	11.2			
Lt, Sta. 514+76.7			3.0	14
Lt, Sta. 515+35.7	11.2			
TOTAL	238.4	4,168	98.3	258

MILANO & GRUNLOH ENGINEERS, LLC
 114 W. WASHINGTON AVE. | PO BOX 897
 EFFINGHAM, IL 62401
 Phone: (217) 347-7262 | (800) 677-2714
 Email: mgen@mgengineers.com
 Web: www.mgengineers.com
 Design Firm #184-003108

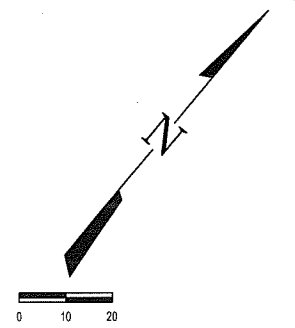
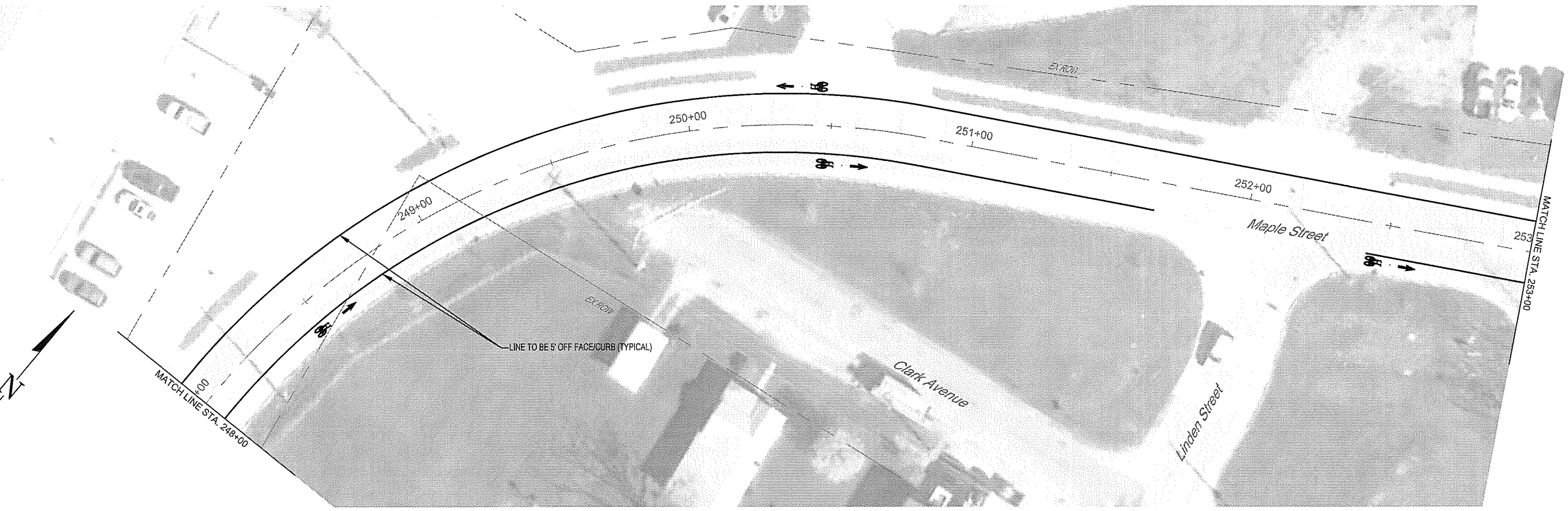
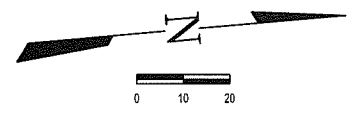
File name: S:\2016\160006\dwg\Grove.dwg
 Plot date: 2/25/2021 13:49

GROVE AVENUE
 PAVEMENT MARKING
 AND SIGNAGE PLAN
 SECTION 16-00141-00-BT
 CITY OF EFFINGHAM, ILLINOIS

ROUTE NO.	SECTION	COUNTY	TOTAL SHEETS	SHEET NO.
S&L F.A.	16-00141- 00-BT	EFFINGHAM	96	62
FED. ROAD DIST. NO. 7	ILLINOIS	FED. AID PROJECT	CONTRACT #95822	



STATION EQUATION
 STA. 243+00 (MAPLE STREET) =
 STA. 443+00 (WABASH AVENUE)
 (SEE WABASH AVENUE PLANS TO EAST)



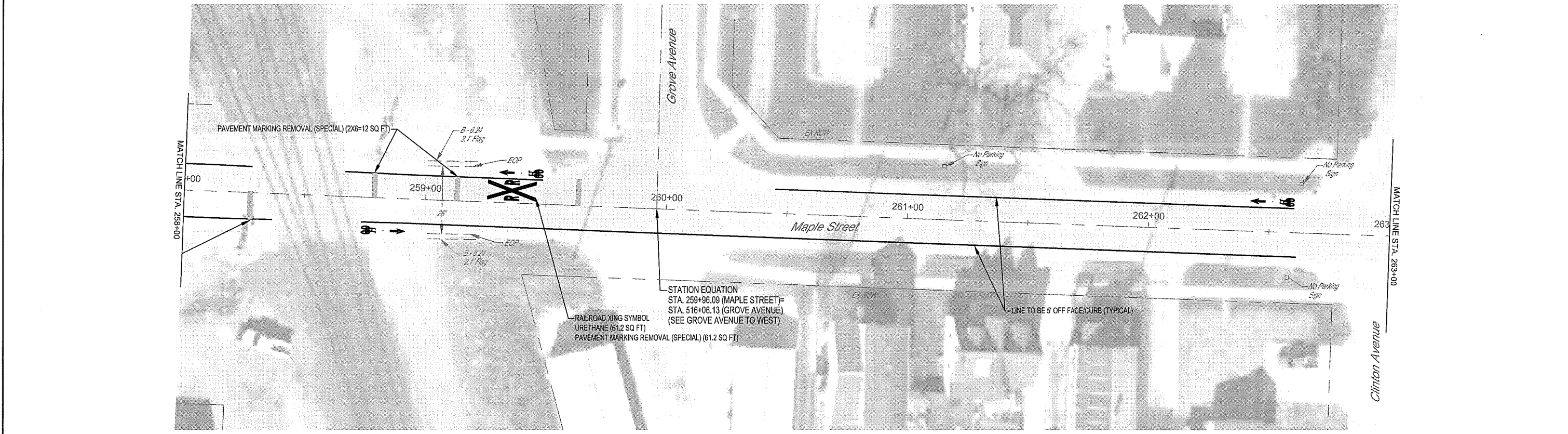
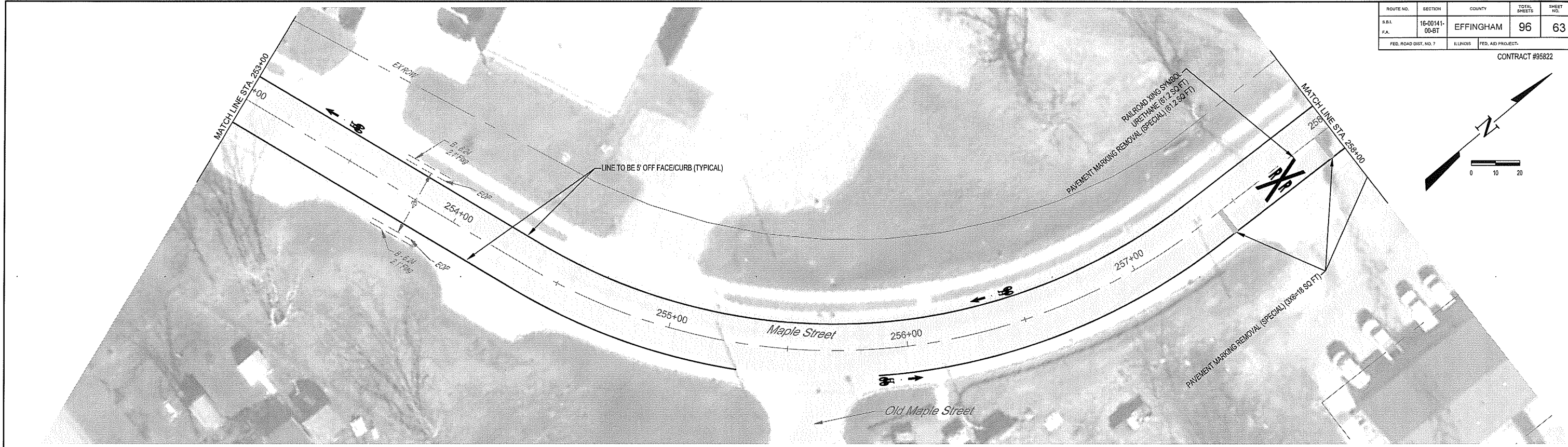
MILANO & GRUNLOH ENGINEERS, LLC
 114 W. WASHINGTON AVE. | PO BOX 897
 EFFINGHAM, IL 62401
 Phone: (217) 347-7262 | (800) 677-2714
 Email: mgeni@mgengineers.com
 Web: www.mgengineers.com
 Design Firm #184-003108

MAPLE STREET
 PAVEMENT MARKING
 AND SIGNAGE PLAN
 SECTION 16-00141-00-BT
 CITY OF EFFINGHAM, ILLINOIS

File name: S:\2016\16006\dwg\Maple.dwg
 Plot date: 2/25/2021 13:46

ROUTE NO.	SECTION	COUNTY	TOTAL SHEETS	SHEET NO.
S.R.L. F.A.	16-00141-00-BT	EFFINGHAM	96	63
FED. ROAD DIST. NO. 7	ILLINOIS	FED. AID PROJECT.		

CONTRACT #95822



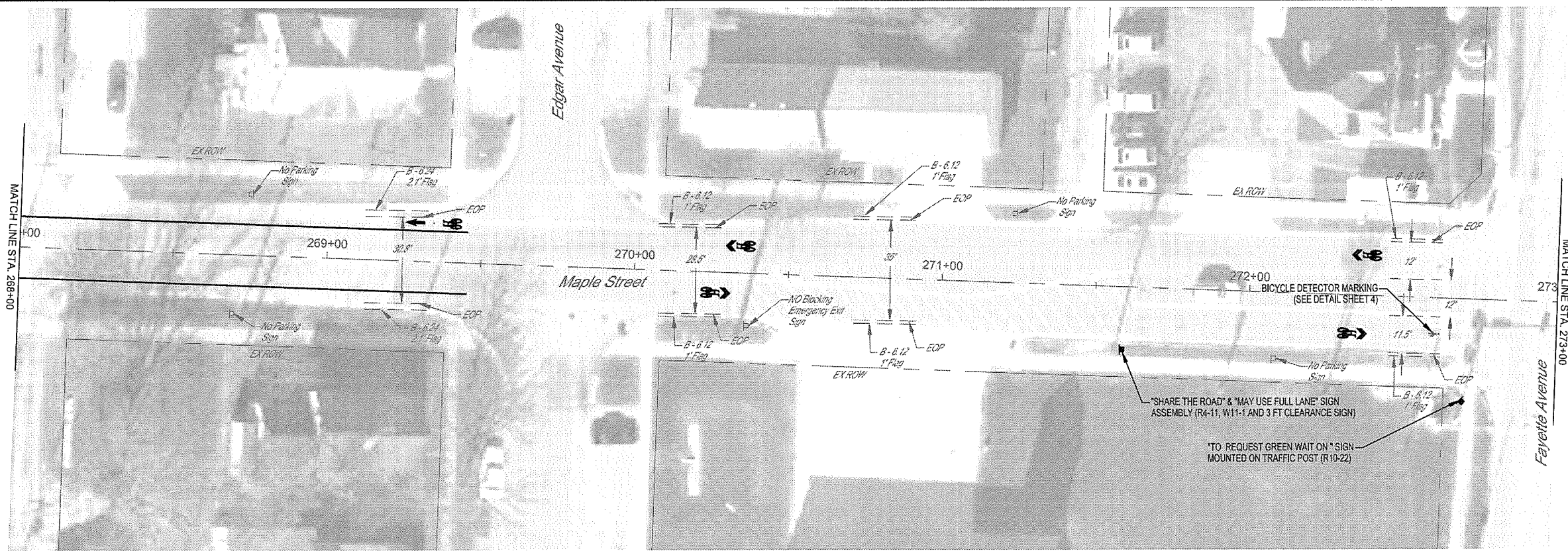

MILANO & GRUNLOH ENGINEERS, LLC
 114 W. WASHINGTON AVE. | PO BOX 697
 EFFINGHAM, IL 62401
 Phone: (217) 347-7262 | (800) 677-2714
 Email: mgen@engr.com | mgen@engr.com
 Web: www.mgen.com
 Design Firm #184-003198

MAPLE STREET
 PAVEMENT MARKING
 AND SIGNAGE PLAN
 SECTION 16-00141-00-BT
 CITY OF EFFINGHAM, ILLINOIS

File name: S:\2016\16006\dwg\Maple.dwg
 Plot date: 2/25/2021 13:46

ROUTE NO.	SECTION	COUNTY	TOTAL SHEETS	SHEET NO.
S.B.L. FA.	16-00141-00-BT	EFFINGHAM	96	64
FED. ROAD DIST. NO. 7	ILLINOIS	FED. AID PROJECT		

CONTRACT #95822



Note: All markings and signage placement shall be according to MUTCD (Manual on Uniform Traffic Control Devices) 2009 Edition. It is preferable to place the R10-22 (To Request Green Wait on "symbol") on the shown traffic signal post. If conflict arises on the traffic signal post the said sign shall be mounted on a telescoping steel sign support with a minimum of 7' clearance below the bottom of the sign (An allowed quantity has been shown for each location, which may be deleted if post mounted). If mounted on a sign support the said sign shall also not block visibility to any existing signals or other signage. Final placement shall be coordinated with the Engineer

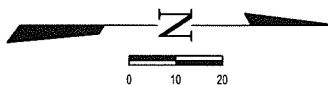
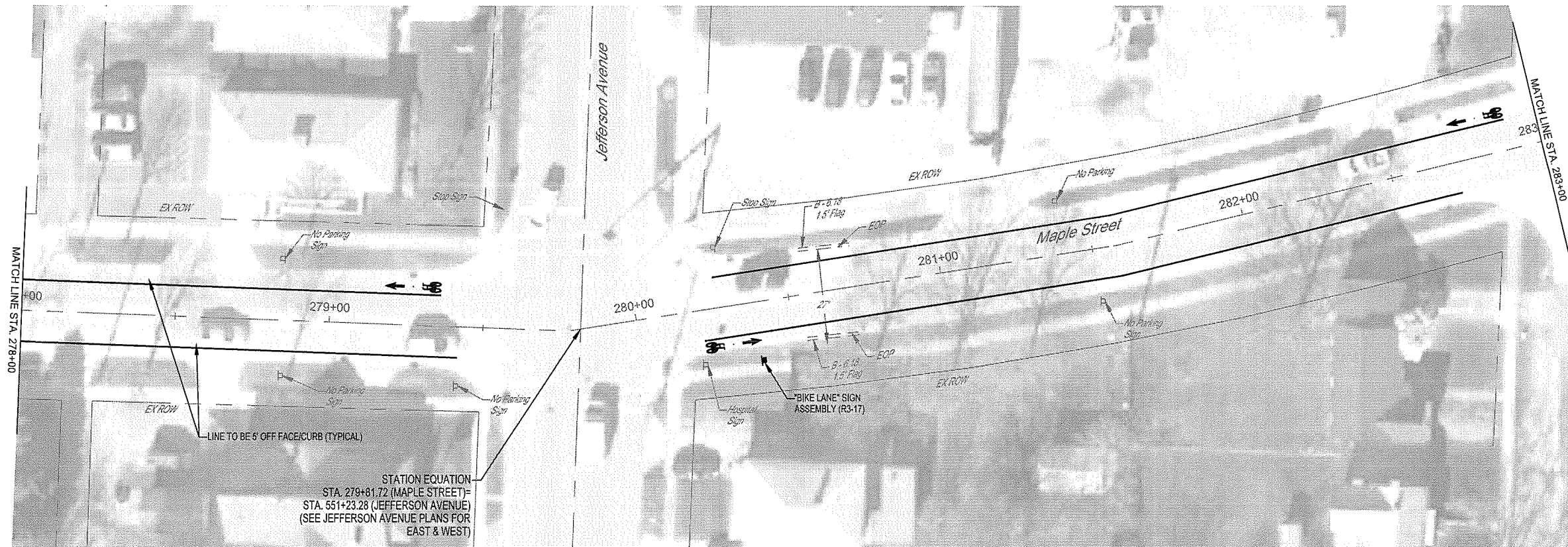
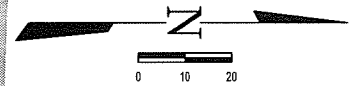
MILANO & GRUNLOH ENGINEERS, LLC
 114 W. WASHINGTON AVE. | PO BOX 897
 EFFINGHAM, IL 62401
 Phone: (217) 347-7262 | (800) 677-2714
 Email: mgeengineers@mgeengineers.com
 Web: www.mgeengineers.com
 Design Firm #184-033108

MAPLE STREET
 PAVEMENT MARKING
 AND SIGNAGE PLAN
 SECTION 16-00141-00-BT
 CITY OF EFFINGHAM, ILLINOIS

File name: S:\2016\16006\dwg\Maple.dwg
 Plot date: 2/25/2021 13:46

ROUTE NO.	SECTION	COUNTY	TOTAL SHEETS	SHEET NO.
S.B.L.	16-00141-00-BT	EFFINGHAM	96	65
F.A.				
FED. ROAD DIST. NO. 7	ILLINOIS	FED. AID PROJECT		

CONTRACT #95822



STATION EQUATION
 STA. 279+81.72 (MAPLE STREET)=
 STA. 551+23.28 (JEFFERSON AVENUE)
 (SEE JEFFERSON AVENUE PLANS FOR
 EAST & WEST)

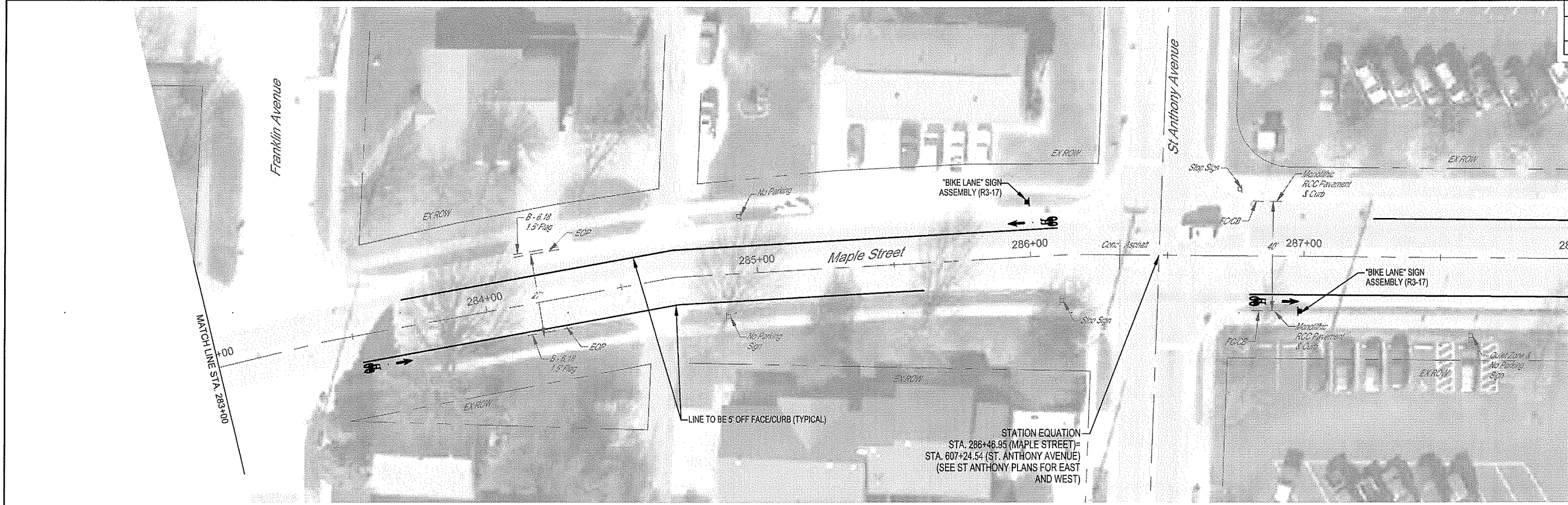
Note: All markings and signage placement shall be according to MUTCD (Manual on Uniform Traffic Control Devices) 2009 Edition. It is preferable to place the R10-22 (To Request Green Wait on "symbol") on the shown traffic signal post. If conflict arises on the traffic signal post the said sign shall be mounted on a telescoping steel sign support with a minimum of 7' clearance below the bottom of the sign (An allowed quantity has been shown for each location, which may be deleted if post mounted). If mounted on a sign support the said sign shall also not block visibility to any existing signals or other signage. Final placement shall be coordinated with the Engineer

MILANO & GRUNLOH ENGINEERS, LLC
 114 W. WASHINGTON AVE. | PO BOX 897
 EFFINGHAM, IL 62421
 Phone: (217) 347-7262 | (618) 677-2714
 Email: mgen@milengr.com | mgeng@milengr.com
 Web: www.milengr.com
 Design Firm #184-003108

MAPLE STREET
 PAVEMENT MARKING
 AND SIGNAGE PLAN
 SECTION 16-00141-00-BT
 CITY OF EFFINGHAM, ILLINOIS

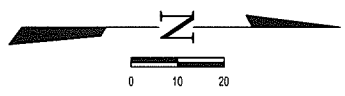
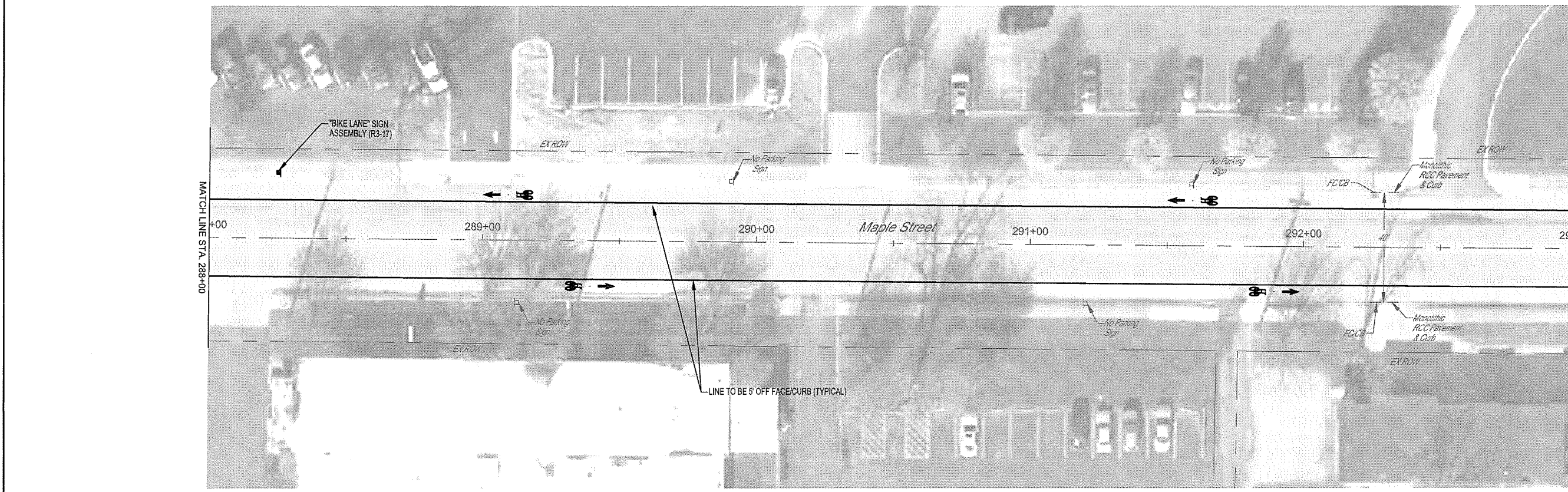
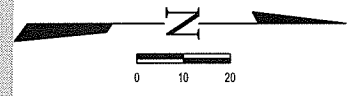
File name: S:\2016\16006\dwg\Maple.dwg
 Plot date: 2/25/2021 13:46

ROUTE NO.	SECTION	COUNTY	TOTAL SHEETS	SHEET NO.
S.B.L. F.A.	16-00141-00-BT	EFFINGHAM	96	66
FED. ROAD DIST. NO. 7	ILLINOIS	FED. AID PROJECT:	CONTRACT #95822	



STATION EQUATION
 STA. 286+46.95 (MAPLE STREET) =
 STA. 607+24.54 (ST. ANTHONY AVENUE)
 (SEE ST ANTHONY PLANS FOR EAST
 AND WEST)

MATCH LINE STA. 288+00



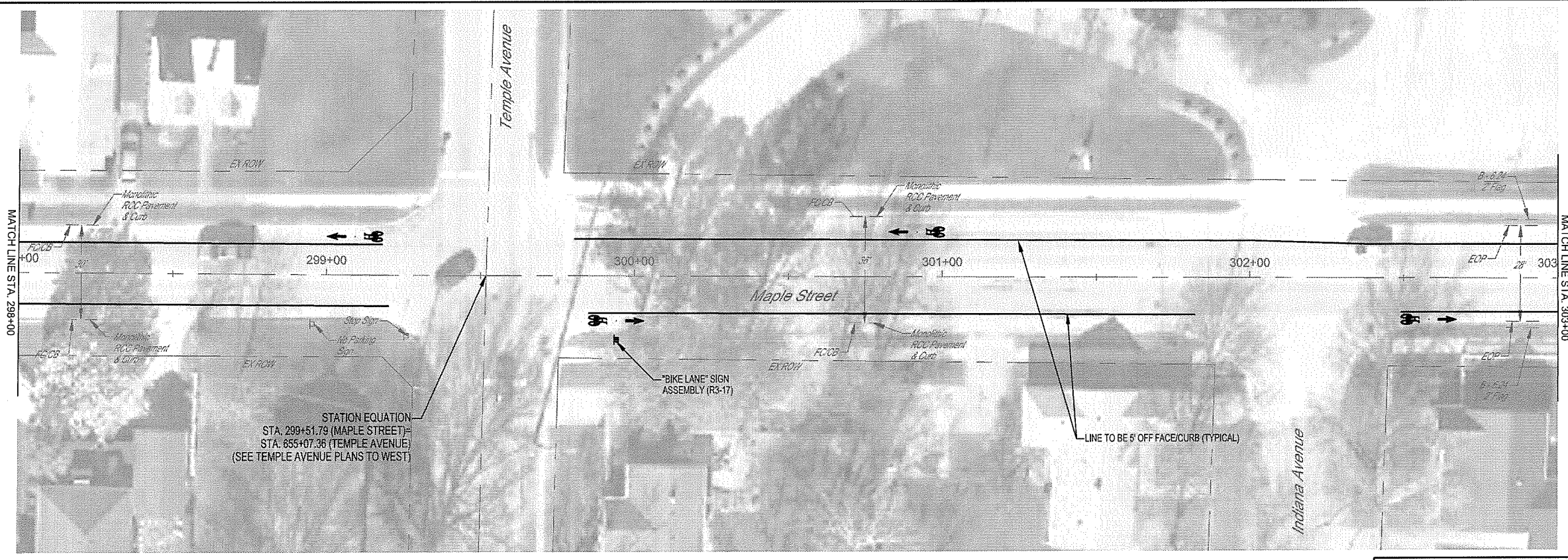
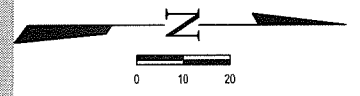
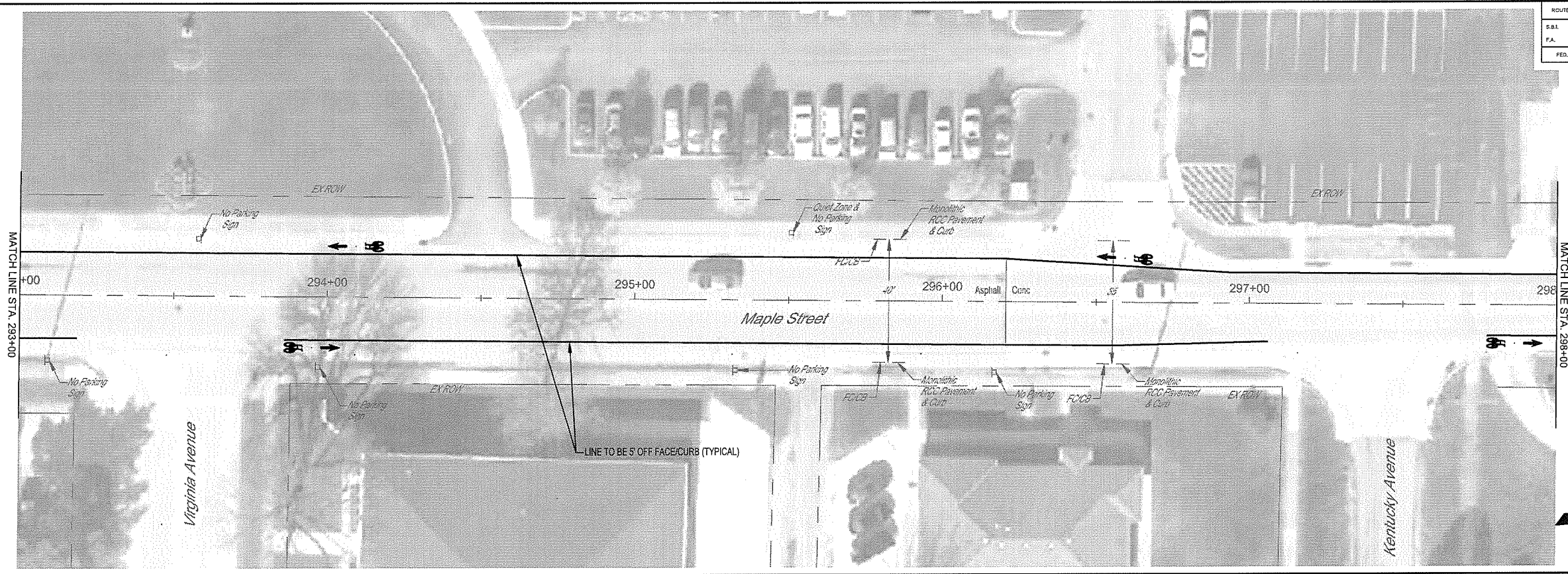
MILANO & GRUNLOH ENGINEERS, LLC
 114 W. WASHINGTON AVE. | PO BOX 897
 EFFINGHAM, IL 62401
 Phone: (217) 347-7262 | (800) 677-2714
 Email: mgen@engr.com | mgen@engr.com
 Web: www.mgen.com
 Design Firm #184-003108

MAPLE STREET
 PAVEMENT MARKING
 AND SIGNAGE PLAN
 SECTION 16-00141-00-BT
 CITY OF EFFINGHAM, ILLINOIS

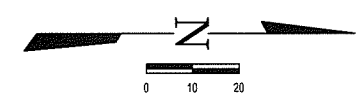
File name: S:\2016\16006\dwg\Maple.dwg
 Plot date: 2/25/2021 13:46

ROUTE NO.	SECTION	COUNTY	TOTAL SHEETS	SHEET NO.
S.A.	16-00141-00-BT	EFFINGHAM	96	67
F.A.				
FED. ROAD DIST. NO. 7		ILLINOIS	FED. AID PROJECT:	

CONTRACT #95822



STATION EQUATION
 STA. 299+51.79 (MAPLE STREET) =
 STA. 655+07.36 (TEMPLE AVENUE)
 (SEE TEMPLE AVENUE PLANS TO WEST)




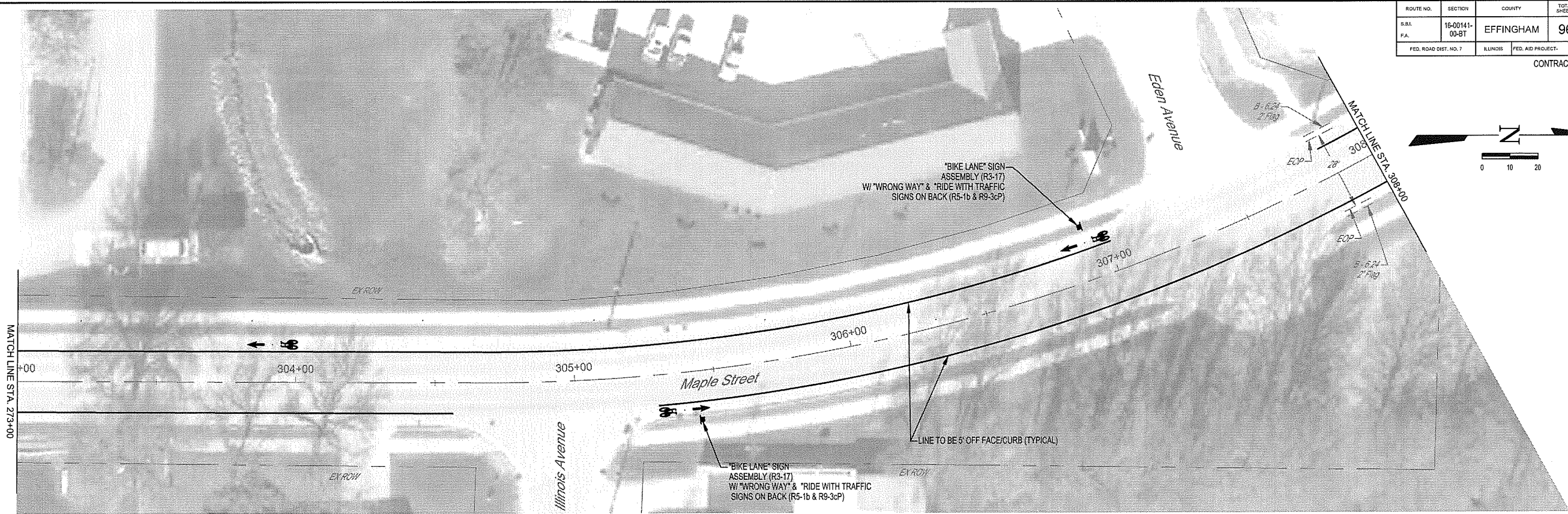
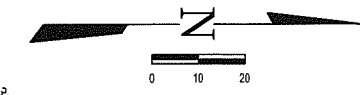
MILANO & GRUNLOH ENGINEERS, LLC
 114 W. WASHINGTON AVE. | PO BOX 887
 EFFINGHAM, IL 62401
 Phone: (217) 341-7262 | (800) 877-2714
 Email: mgen@engr.com | mgen@engr.com
 Web: www.mgen.com
 Design Firm #184-003106

MAPLE STREET
 PAVEMENT MARKING
 AND SIGNAGE PLAN
 SECTION 16-00141-00-BT
 CITY OF EFFINGHAM, ILLINOIS

File name: S:\2016\16006\dwg\Maple.dwg
 Plot date: 2/25/2021 13:46

ROUTE NO.	SECTION	COUNTY	TOTAL SHEETS	SHEET NO.
S.B.L. F.A.	16-00141-00-BT	EFFINGHAM	96	68
FED. ROAD DIST. NO. 7	ILLINOIS	FED. AID PROJECT-		

CONTRACT #95822



PRELIMINARY
September 8, 2017

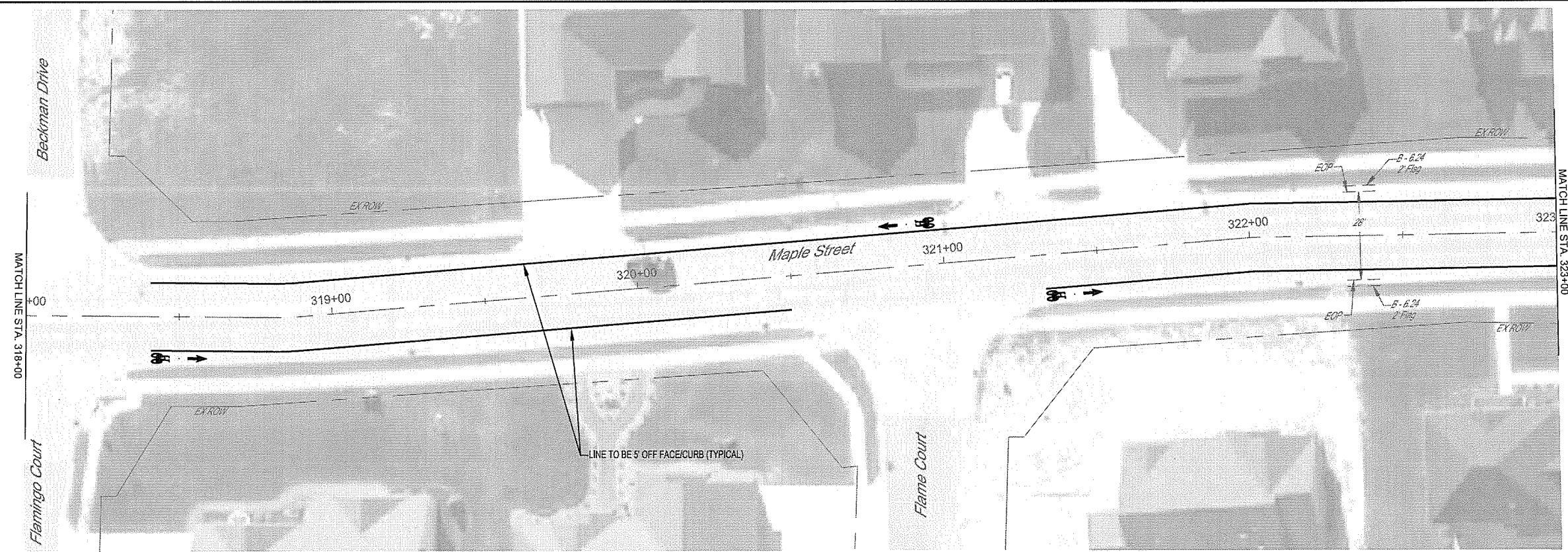
MILANO & GRUNLOH ENGINEERS, LLC
114 W. WASHINGTON AVE. | PO BOX 897
EFFINGHAM, IL 62401
Phone: (217) 347-7262 | (800) 677-2714
Email: mgen@engineers.com
Web: www.mgenengineers.com
Design Firm #184-003108

MAPLE STREET
PAVEMENT MARKING
AND SIGNAGE PLAN
SECTION 16-00141-00-BT
CITY OF EFFINGHAM, ILLINOIS

File name: S:\2016\16006\dwg\Maple.dwg
Plot date: 2/25/2021 13:45

ROUTE NO.	SECTION	COUNTY	TOTAL SHEETS	SHEET NO.
S.B.L.	16-00141-00-BT	EFFINGHAM	96	69
F.A.				
FED. ROAD DIST. NO. 7	ILLINOIS	FED. AID PROJECT		

CONTRACT #95822



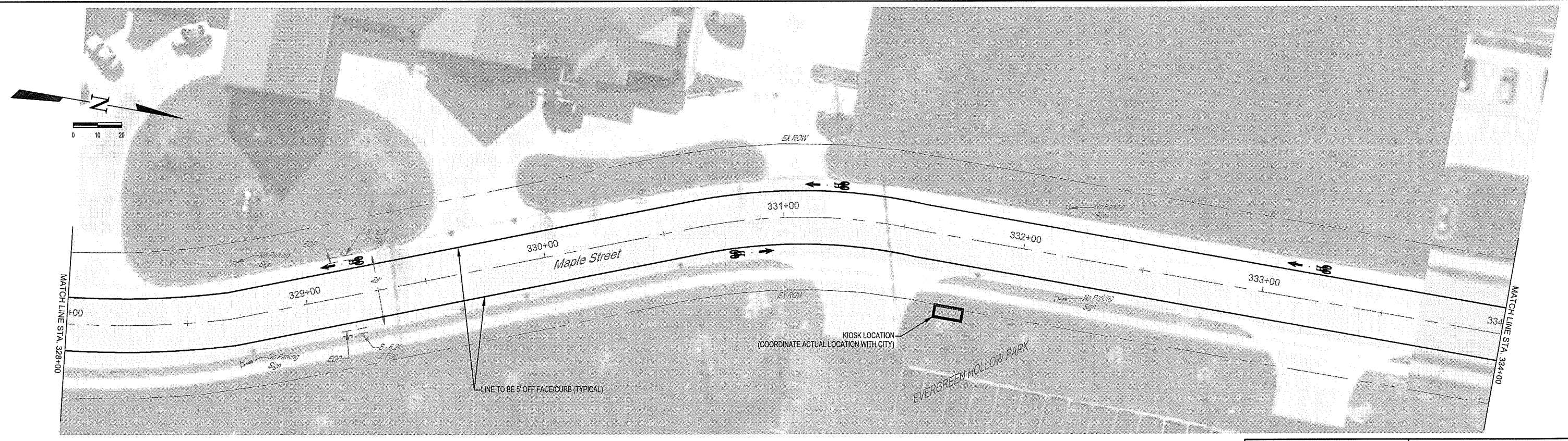
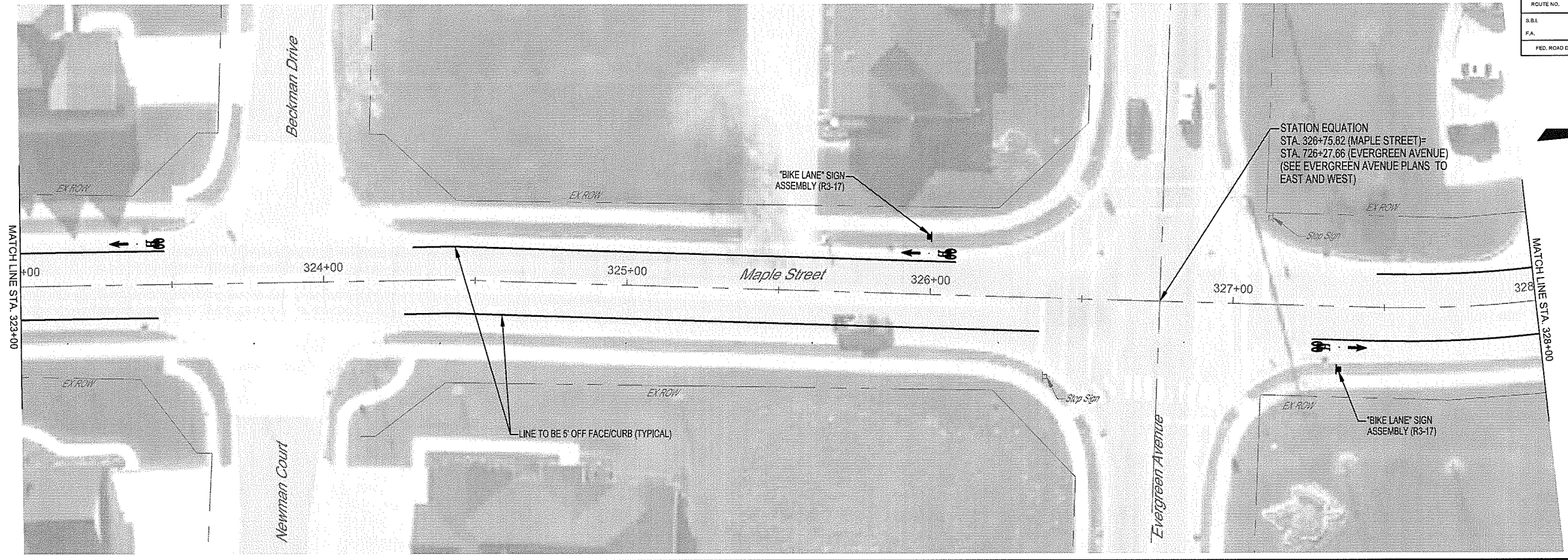
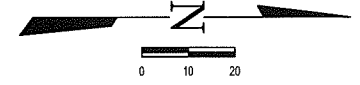
MILANO & GRUNLOH ENGINEERS, LLC
 114 W. WASHINGTON AVE. | PO BOX 887
 EFFINGHAM, IL 62401
 Phone: (217) 347-7262 | (800) 677-2714
 Email: mgeengineers@mgeengineers.com
 Web: www.mgeengineers.com
 Design Firm #184-003108

MAPLE STREET
 PAVEMENT MARKING
 AND SIGNAGE PLAN
 SECTION 16-00141-00-BT
 CITY OF EFFINGHAM, ILLINOIS

File name: S:\2016\16006\dwg\Maple.dwg
 Plot date: 2/25/2021 13:46

ROUTE NO.	SECTION	COUNTY	TOTAL SHEETS	SHEET NO.
S.B.L.	16-00141-00-BT	EFFINGHAM	96	70
FED. ROAD DIST. NO. 7	ILLINOIS	FED. AID PROJECT		

CONTRACT #95822



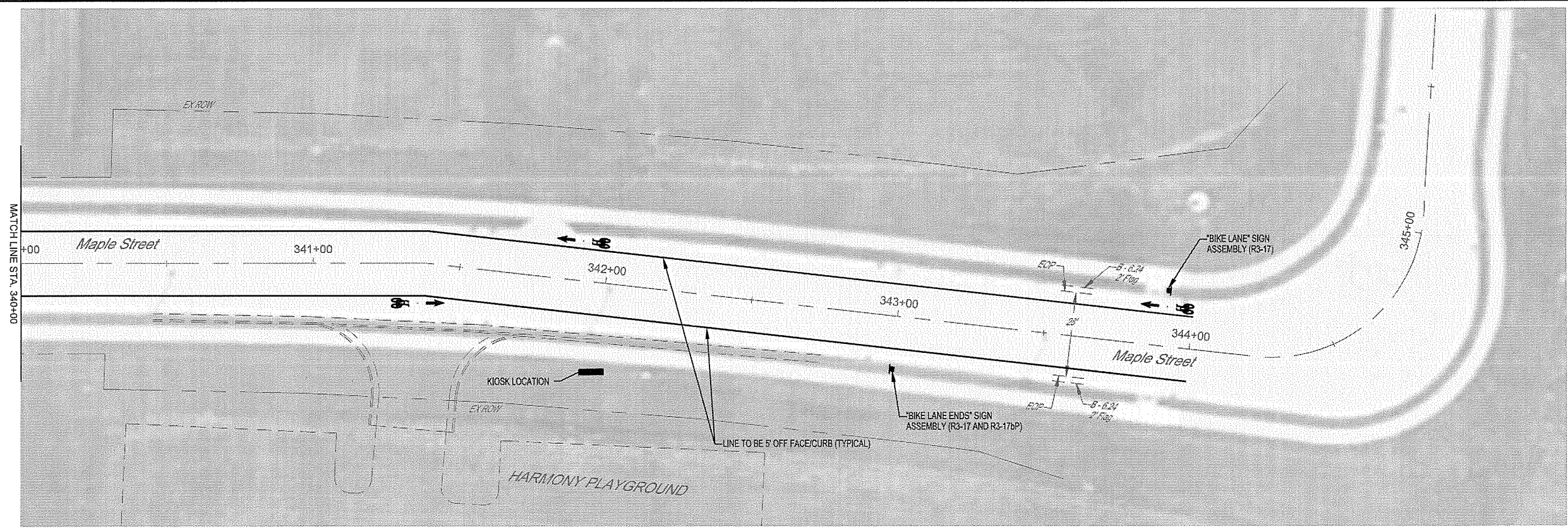

MILANO & GRUNLOH ENGINEERS, LLC
 114 W. WASHINGTON AVE. | PO BOX 897
 EFFINGHAM, IL 62401
 Phone: (217) 343-7262 | (800) 677-2714
 Email: mgne@mgne.com
 Web: www.mgengineers.com
 Design Firm #184-003108

MAPLE STREET
 PAVEMENT MARKING
 AND SIGNAGE PLAN
 SECTION 16-00141-00-BT
 CITY OF EFFINGHAM, ILLINOIS

File name: S:\2016\16006\dwg\Maple.dwg
 Plot date: 2/25/2021 13:46

ROUTE NO.	SECTION	COUNTY	TOTAL SHEETS	SHEET NO.
S.A.	16-00141-00-BT	EFFINGHAM	96	71
FED. ROAD DIST. NO. 7	ILLINOIS	FED. AID PROJECT		

CONTRACT #95822



MILANO & GRUNLOH ENGINEERS, LLC
 114 W. WASHINGTON AVE. | PO BOX 887
 EFFINGHAM, IL 62401
 Phone: (217) 341-7262 | (800) 877-2714
 Email: mgengineers@mgengineers.com
 Web: www.mgengineers.com
 Design Firm #184-003108

**MAPLE STREET
 PAVEMENT MARKING
 AND SIGNAGE PLAN**
 SECTION 16-00141-00-BT
 CITY OF EFFINGHAM, ILLINOIS

File name: S:\2016\16006\dwg\Maple.dwg
 Plot date: 2/25/2021 13:45

ROUTE NO.	SECTION	COUNTY	TOTAL SHEETS	SHEET NO.
R.R.I. P.A.	16-00141-00-BT	EFFINGHAM	96	72
FED. ROAD DIST. NO. 7		ILLINOIS	FED. AID PROJECT-	

CONTRACT #95822

LOCATION	THERMOPLASTIC PAVEMENT MARKING - LETTERS AND SYMBOLS	THERMOPLASTIC PAVEMENT MARKING - LINE 4"	MODIFIED URETHANE PAVEMENT MARKING - LETTERS AND SYMBOLS	MODIFIED URETHANE PAVEMENT MARKING - LINE 4"	SIGN PANEL - TYPE 1	TELESCOPING STEEL SIGN SUPPORT	PAVEMENT MARKING REMOVAL (SPECIAL)
	SQ FT	FOOT	SQ FT	FOOT	SQ FT	FOOT	SQ FT
Lt, Sta. 243+74.9 to Sta. 246+79.3				305			
Rt, Sta. 243+91.1 to Sta. 245+93.6				203			
Rt, Sta. 244+00.0			11.2				
Rt, Sta. 244+18.0					3.0	14	
Rt, Sta. 246+45.7 to Sta. 251+69.5				511			
Rt, Sta. 246+54.7			11.2				
Lt, Sta. 246+70.3			11.2				
Lt, Sta. 247+27.2 to Sta. 258+27.9				1,085			
Rt, Sta. 248+54.7			11.2				
Lt, Sta. 250+39.4			11.2				
Rt, Sta. 250+54.7			11.2				
Rt, Sta. 252+43.3 to Sta. 255+30.3				291			
Rt, Sta. 252+52.3			11.2				
Lt, Sta. 253+39.4			11.2				
Rt, Sta. 255+87.3 to Sta. 258+36.9				235			
Rt, Sta. 255+95.8			11.2				
Lt, Sta. 256+39.4			11.2				
Rt, Sta. 257+42.0 to Sta. 258+29.0			61.2				79.2
Lt, Sta. 258+77.84 to Sta. 259+46.3			61.2				73.2
Lt, Sta. 258+66.5 to Sta. 259+48.4				82			
Rt, Sta. 258+73.9 to Sta. 262+61.4				388			
Rt, Sta. 258+83.0			11.2				
Lt, Sta. 259+39.4			11.2				
Lt, Sta. 260+44.8 to Sta. 262+60.1				215			
Lt, Sta. 262+51.1			11.2				
Lt, Sta. 263+40.7 to Sta. 265+91.7				251			
Rt, Sta. 263+51.3			11.2				
Rt, Sta. 263+42.3 to Sta. 265+96.3				254			
Lt, Sta. 265+82.6			11.2				
Rt, Sta. 266+74.4 to Sta. 268+24.7				271			
Lt, Sta. 266+77.3 to Sta. 268+25.0				269			
Rt, Sta. 266+83.4			11.2				
Rt, Sta. 267+50.0					4.3	15	
Lt, Sta. 267+84.7					3.0	14	
Lt, Sta. 269+34.3			11.2				
Rt, Sta. 270+22.5			8.0				
Lt, Sta. 270+34.3			8.0				
Rt, Sta. 271+59.0					15.00	17	
Rt, Sta. 272+32.2			8.0				
Lt, Sta. 272+37.9			8.0				
Rt, Sta. 272+59.6			0.8				
Rt, Sta. 272+69.7				1.5	15		
Lt, Sta. 273+49.9			0.8		1.5	15	
Rt, Sta. 273+67.5			8.0				
Lt, Sta. 274+53.3			8.0		15.00	17	
Lt, Sta. 276+75.4 to Sta. 279+35.9				361			
Lt, Sta. 276+75.4 to Sta. 279+41.9				367			
Rt, Sta. 276+83.7			11.2		3.0	14	
Lt, Sta. 277+00.4					6.8	15	
Lt, Sta. 279+26.9			11.2				
Rt, Sta. 280+21.1 to Sta. 282+71.1				251			
Lt, Sta. 280+26.6 to Sta. 282+89.5				262			
Rt, Sta. 280+30.1			11.2				
Rt, Sta. 280+39.2					3.0	15	
Lt, Sta. 282+80.5			11.2				
Rt, Sta. 283+52.2 to Sta. 285+60.4				207			
Rt, Sta. 283+61.2			11.2				
Lt, Sta. 283+69.9 to Sta. 286+10.4				242			
Lt, Sta. 286+01.4			11.2		3.0	14	
Rt, Sta. 286+80.3 to Sta. 293+18.7		639					
Rt, Sta. 286+89.3	11.2						
Rt, Sta. 286+98.7					3.0	15	
Lt, Sta. 287+25.2 to Sta. 296+20.0		896					
Lt, Sta. 288+25.2					3.0	15	
Lt, Sta. 289+09.2	11.2						
Rt, Sta. 289+39.3	11.2						
Lt, Sta. 291+59.2	11.2						
Sub-Total	44.8	1,535	429.6	6,050	65.1	195.0	152.4


LOCATION	THERMOPLASTIC PAVEMENT MARKING - LETTERS AND SYMBOLS	THERMOPLASTIC PAVEMENT MARKING - LINE 4"	MODIFIED URETHANE PAVEMENT MARKING - LETTERS AND SYMBOLS	MODIFIED URETHANE PAVEMENT MARKING - LINE 4"	SIGN PANEL - TYPE 1	TELESCOPING STEEL SIGN SUPPORT	PAVEMENT MARKING REMOVAL (SPECIAL)
	SQ FT	FOOT	SQ FT	FOOT	SQ FT	FOOT	SQ FT
Rt, Sta. 291+89.3	11.2						
Rt, Sta. 293+86.1 to Sta. 296+20.0		235					
Rt, Sta. 293+95.1	11.2						
Lt, Sta. 294+09.2	11.2						
Lt, Sta. 296+20.7 to Sta. 299+18.2				298			
Lt, Sta. 296+20.7 to Sta. 297+06.1				85			
Lt, Sta. 296+59.2			11.2				
Rt, Sta. 297+77.3 to Sta. 299+20.3				143			
Lt, Sta. 299+09.2			11.2				
Lt, Sta. 299+80.5 to Sta. 307+00.8				716			
Rt, Sta. 299+85.1 to Sta. 301+82.2				197			
Rt, Sta. 299+94.1			11.2		3.0	14	
Lt, Sta. 300+91.6			11.2				
Rt, Sta. 302+49.1 to Sta. 304+56.5				207			
Rt, Sta. 302+58.1			11.2				
Lt, Sta. 303+91.6			11.2				
Rt, Sta. 305+29.4 to Sta. 314+72.2				942			
Rt, Sta. 305+38.3			11.2				
Rt, Sta. 305+44.1					5.5	15	
Lt, Sta. 306+91.6			11.2		5.5	15	
Lt, Sta. 307+83.5 to Sta. 314+67.6				690			
Rt, Sta. 308+38.3			11.2				
Lt, Sta. 309+28.6			11.2				
Rt, Sta. 311+38.3			11.2				
Lt, Sta. 311+78.6			11.2				
Lt, Sta. 314+58.6			11.2				
Rt, Sta. 315+39.6 to Sta. 317+58.0				216			
Lt, Sta. 315+42.2 to Sta. 317+58.0				219			
Rt, Sta. 315+48.6			11.2				
Lt, Sta. 317+49.0			11.2				
Lt, Sta. 318+40.9 to Sta. 323+47.6				506			
Rt, Sta. 318+41.0 to Sta. 320+49.3				209			
Rt, Sta. 318+50.0			11.2				
Lt, Sta. 320+88.8			11.2				
Rt, Sta. 321+32.7 to Sta. 323+45.3				312			
Rt, Sta. 321+41.7			11.2				
Lt, Sta. 323+38.6			11.2				
Rt, Sta. 324+26.5 to Sta. 326+36.2				209			
Lt, Sta. 324+29.6 to Sta. 326+08.2				179			
Lt, Sta. 325+99.2			11.2		3.0	14	
Rt, Sta. 327+26.4 to Sta. 344+00.0				1,673			
Rt, Sta. 327+35.4			11.2		3.0	14	
Lt, Sta. 327+47.2 to Sta. 335+26.4				779			
Lt, Sta. 329+17.4			11.2				
Rt, Sta. 330+85.4			11.2				
Lt, Sta. 331+17.4			11.2				
Lt, Sta. 333+17.4			11.2				
Lt, Sta. 335+17.4			11.2				
Lt, Sta. 336+12.6 to Sta. 344+00				789			
Rt, Sta. 337+85.4			11.2				
Lt, Sta. 337+91.0			11.2				
Lt, Sta. 339+91.0			11.2				
Rt, Sta. 341+35.4			11.2				
Lt, Sta. 341+91.0			11.2				
Rt, Sta. 343+00.0					4.3	15	
Lt, Sta. 343+91.0			11.2		3.0	14	
Sub-Total	33.6	235	358.4	8,369	27.3	101.0	0.0
TOTAL	78.4	1,770	788.0	14,419	92.4	296.0	152.4

MILANO & GRUNLOH ENGINEERS, LLC
 114 W. WASHINGTON AVE. | PO BOX 897
 EFFINGHAM, IL 62401
 Phone: (217) 347-7262 | (800) 677-2714
 Email: mgeengineers@mgeengineers.com
 Web: www.mgeengineers.com
 Design Firm #184-003106
 File name: S:\2016\16006\dwg\Maple.dwg
 Plot date: 2/25/2021 13:46

MAPLE STREET
 PAVEMENT MARKING
 AND SIGNAGE PLAN
 SECTION 16-00141-00-BT
 CITY OF EFFINGHAM, ILLINOIS

ROUTE NO.	SECTION	COUNTY	TOTAL SHEETS	SHEET NO.
S.B.A.	16-00141-00-BT	EFFINGHAM	96	73
F.A.				
FED. ROAD DIST. NO. 7	ILLINOIS	FED. AID PROJECT-		

CONTRACT #95822



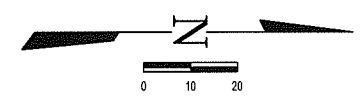
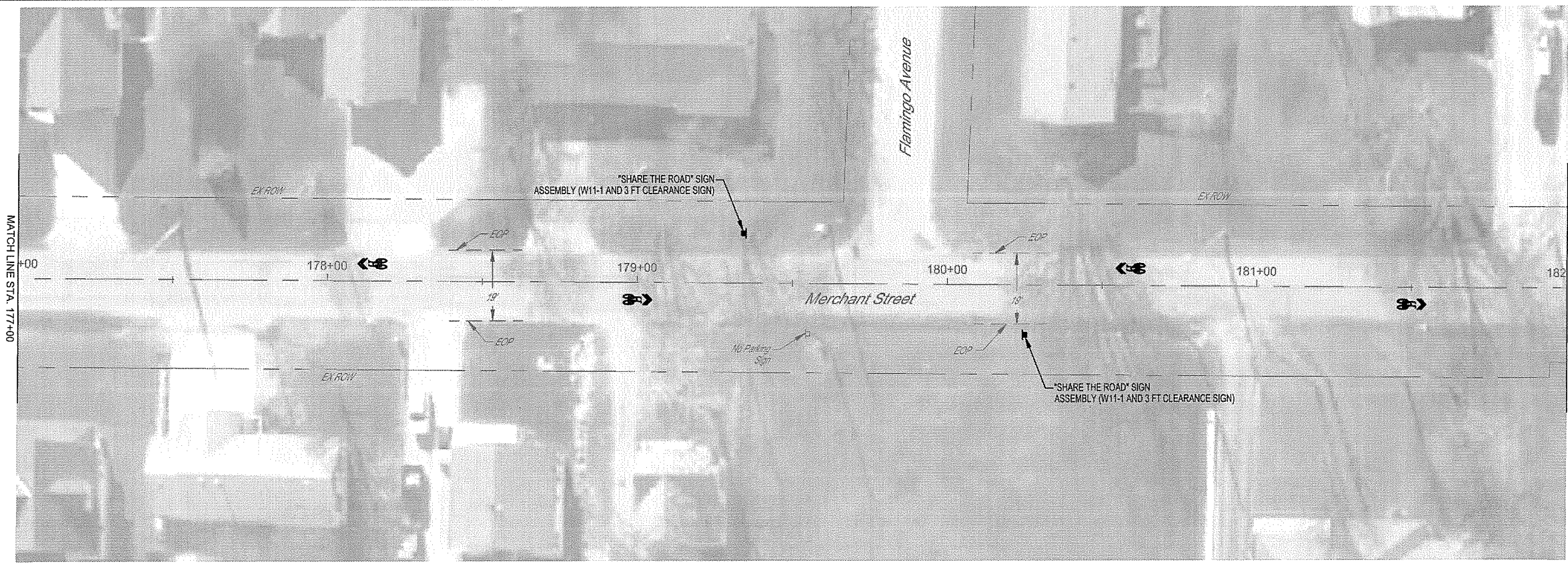
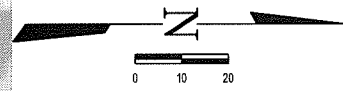
MILANO & GRUNLOH ENGINEERS, LLC
 114 W. WASHINGTON AVE. | PO BOX 897
 EFFINGHAM, IL 62401
 Phone: (217) 347-7882 | (800) 877-2714
 Email: mgenlinears@mgenlinears.com
 Web: www.mgenlinears.com
 Design Firm #184-003108

MERCHANT STREET
 PAVEMENT MARKING
 AND SIGNAGE PLAN
 SECTION 16-00141-00-BT
 CITY OF EFFINGHAM, ILLINOIS

File name: S:\2016\160006\dwg\Merchant.dwg
 Plot date: 2/25/2021 13:43

ROUTE NO.	SECTION	COUNTY	TOTAL SHEETS	SHEET NO.
S.B.L. F.A.	16-00141-00-BT	EFFINGHAM	96	74
FED. ROAD DIST. NO. 7	ILLINOIS	FED. AID PROJECT		

CONTRACT #95822



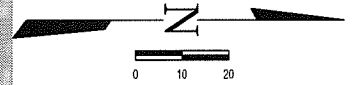

MILANO & GRUNLOH ENGINEERS, LLC
 114 W. WASHINGTON AVE. | PO BOX 897
 EFFINGHAM, IL 62401
 Phone: (217) 347-7262 | (800) 677-2714
 Email: mgeni@engr.com
 Web: www.mgeni.com
 Design Firm #184-003108

MERCHANT STREET
 PAVEMENT MARKING
 AND SIGNAGE PLAN
 SECTION 16-00141-00-BT
 CITY OF EFFINGHAM, ILLINOIS

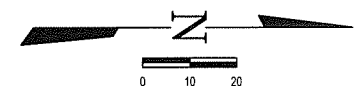
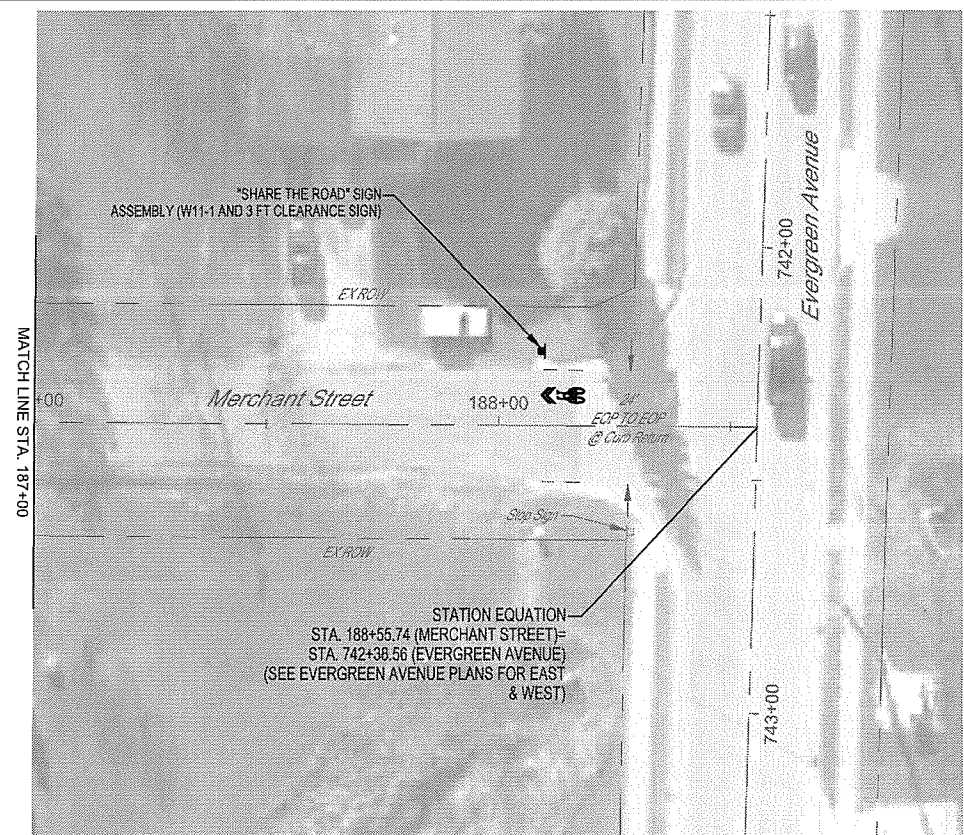
File name: S:\2016\16006\dwg\Merchant.dwg
 Plot date: 2/25/2021 13:43

ROUTE NO.	SECTION	COUNTY	TOTAL SHEETS	SHEET NO.
S.B.A. F.A.	16-00141- 00-BT	EFFINGHAM	96	75
FED. ROAD DIST. NO. 7	ILLINOIS	FED. AID PROJECT		

CONTRACT #95822



LOCATION	THERMOPLASTIC PAVEMENT MARKING - LETTERS AND SYMBOLS	SIGN PANEL - TYPE 1	TELESCOPING STEEL SIGN SUPPORT
	SQ FT	SQ FT	FOOT
Lt. Sta. 162+93.6	8.0		
Rt. Sta. 162+93.7	8.0	8.8	17
Lt. Sta. 166+93.3	8.0		
Rt. Sta. 168+84.2	8.0		
Lt. Sta. 170+44.4	8.0		
Rt. Sta. 171+50.0	8.0		
Lt. Sta. 173+09.1	8.0		
Rt. Sta. 174+00.0	8.0		
Lt. Sta. 175+59.1	8.0		
Rt. Sta. 176+50.0	8.0	8.8	15
Lt. Sta. 178+09.1	8.0		
Rt. Sta. 179+00.0	8.0		
Lt. Sta. 179+34.1		8.8	17
Lt. Sta. 180+25.0		8.8	17
Lt. Sta. 180+59.1	8.0		
Rt. Sta. 181+50.0	8.0		
Lt. Sta. 183+09.1	8.0		
Rt. Sta. 184+00.0	8.0		
Lt. Sta. 185+59.1	8.0		
Rt. Sta. 186+50.0	8.0		
Lt. Sta. 188+09.1	8.0	8.8	17
TOTAL	152.0	44.0	83.0



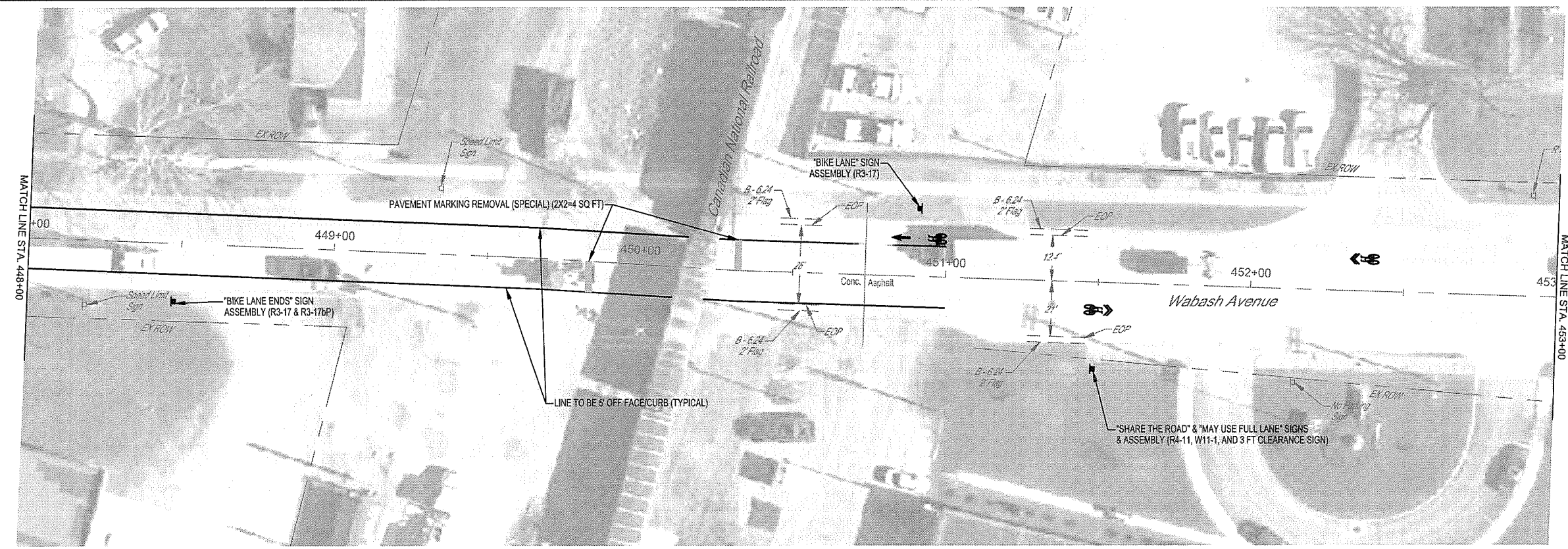
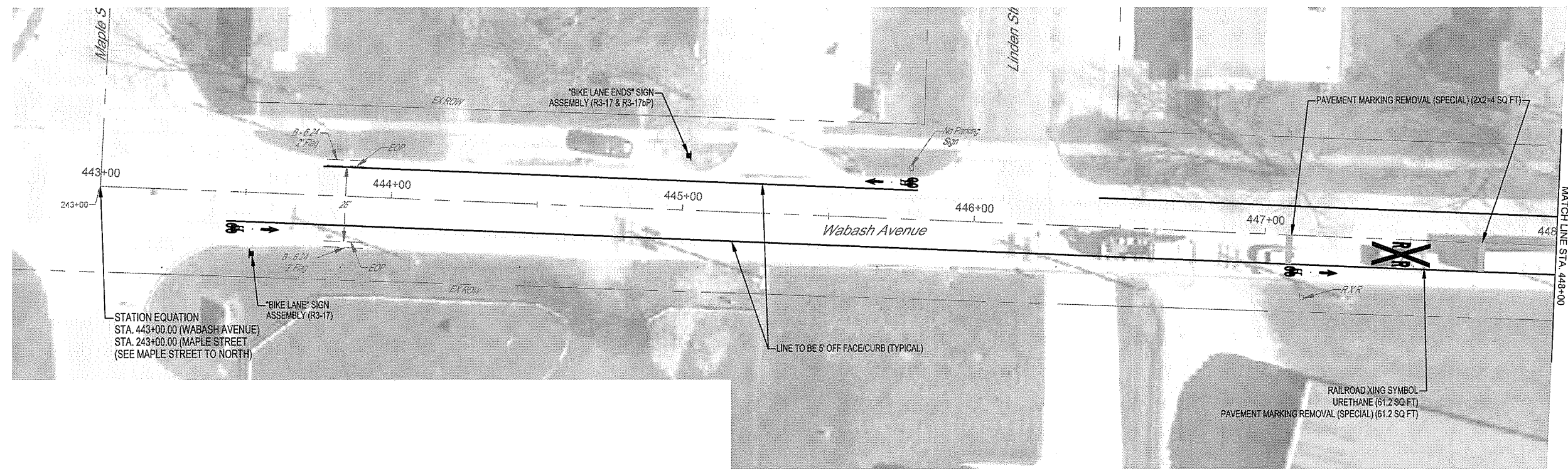
MILANO & GRUNLOH ENGINEERS, LLC
 114 W. WASHINGTON AVE. | PO BOX 897
 EFFINGHAM, IL 62401
 Phone: (217) 341-7262 | (800) 677-2714
 Email: mgen@engr.com
 Web: www.mgen.com
 Design Firm #184-003108

MERCHANT STREET
 PAVEMENT MARKING
 AND SIGNAGE PLAN
 SECTION 16-00141-00-BT
 CITY OF EFFINGHAM, ILLINOIS

File name: S:\2016\16006\dwg\Merchant.dwg
 Plot date: 2/25/2021 13:43

ROUTE NO.	SECTION	COUNTY	TOTAL SHEETS	SHEET NO.
S.B.A. F.A.	16-00141- 00-BT	EFFINGHAM	96	76
FED. ROAD DIST. NO. 7	ILLINOIS	FED. AID PROJECT		

CONTRACT #95822



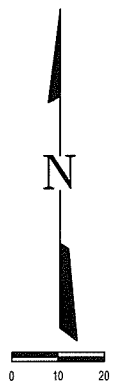
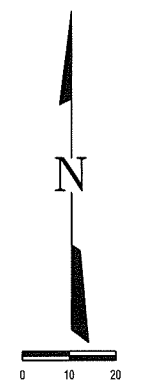
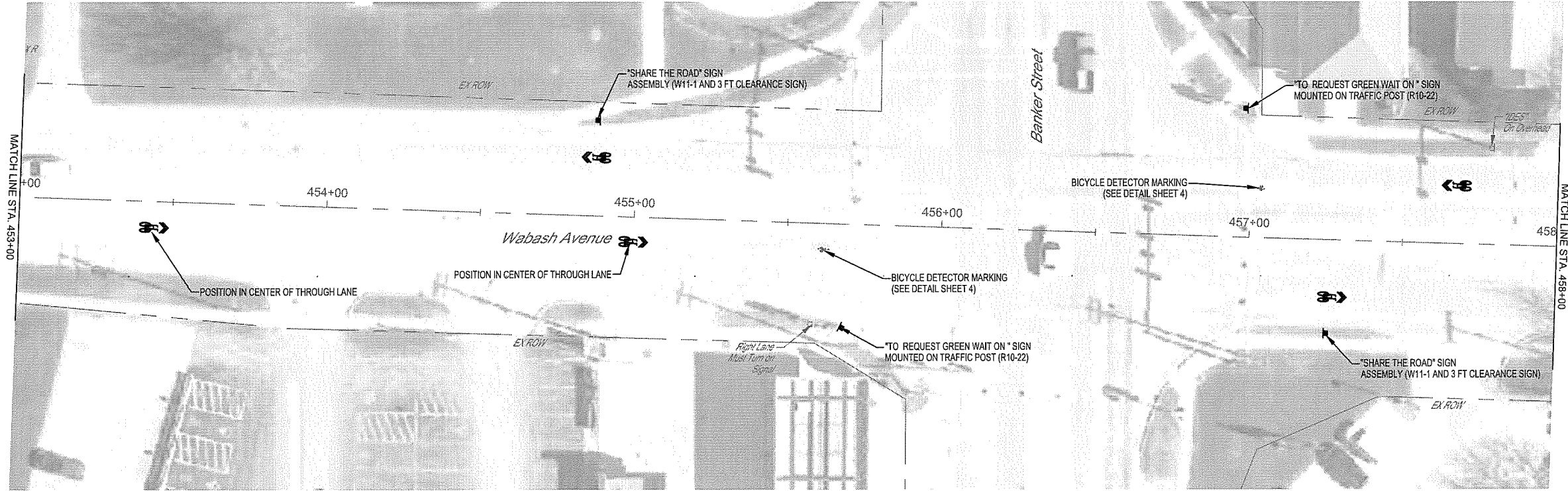
MILANO & GRUNLOH ENGINEERS, LLC
 114 W. WASHINGTON AVE. | PO BOX 897
 EFFINGHAM, IL 62401
 Phone: (217) 347-7262 | (800) 677-2714
 Email: mgen@engr.com
 Web: www.mgen.com
 Design Firm #184-003108

WABASH AVENUE
 PAVEMENT MARKING
 AND SIGNAGE PLAN
 SECTION 16-00141-00-BT
 CITY OF EFFINGHAM, ILLINOIS

File name: S:\2016\16006\dwg\Wabash.dwg
 Plot date: 08/18 at 00:00

ROUTE NO.	SECTION	COUNTY	TOTAL SHEETS	SHEET NO.
S.A.	16-00141-00-BT	EFFINGHAM	96	77
F.A.				
FED. ROAD DIST. NO. 7	ILLINOIS	FED. AID PROJECT		

CONTRACT #95822



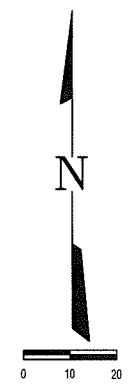

Note: All markings and signage placement shall be according to MUTCD (Manual on Uniform Traffic Control Devices) 2009 Edition. It is preferable to place the R10-22 (To Request Green Wait on "symbol") on the shown traffic signal post. If conflict arises on the traffic signal post the said sign shall be mounted on a telescoping steel sign support with a minimum of 7' clearance below the bottom of the sign (An allowed quantity has been shown for each location, which may be deleted if post mounted). If mounted on a sign support the said sign shall also not block visibility to any existing signals or other signage. Final placement shall be coordinated with the Engineer

MILANO & GRUNLOH ENGINEERS, LLC
 114 W. WASHINGTON AVE. | PO BOX 897
 EFFINGHAM, IL 62401
 Phone: (217) 347-7262 | (800) 677-2714
 Email: mgen@engineers.com
 Web: www.mgenengineers.com
 Design Firm #184-003106

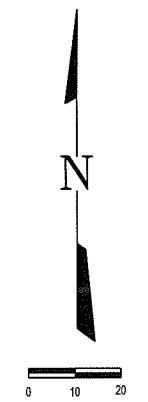
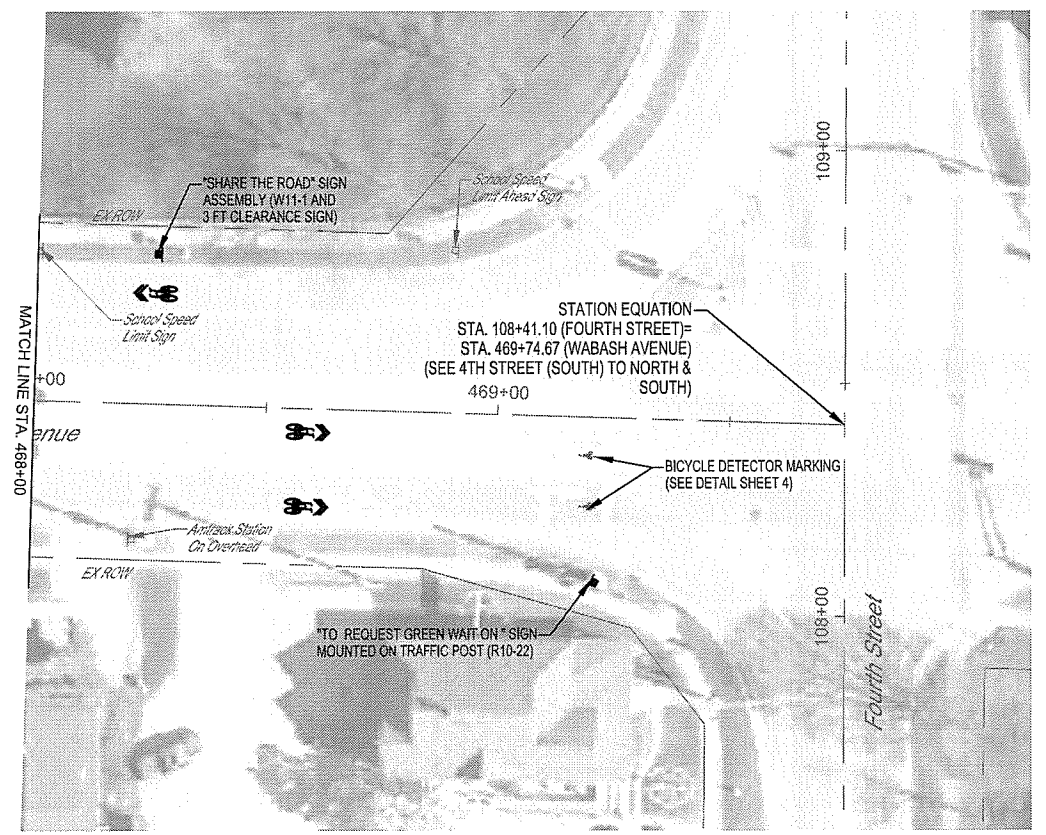
WABASH AVENUE
 PAVEMENT MARKING
 AND SIGNAGE PLAN
 SECTION 16-00141-00-BT
 CITY OF EFFINGHAM, ILLINOIS

File name: S:\2016\16006\dwg\Wabash.dwg
 Plot date: 08/1/18 at 00:00

CONTRACT #95822



LOCATION	THERMOPLASTIC PAVEMENT MARKING - LETTERS AND SYMBOLS	THERMOPLASTIC PAVEMENT MARKING - LINE 4"	MODIFIED URETHANE PAVEMENT MARKING - LETTERS AND SYMBOLS	MODIFIED URETHANE PAVEMENT MARKING - LINE 4"	SIGN PANEL - TYPE 1	TELESCOPING STEEL SIGN SUPPORT	PAVEMENT MARKING REMOVAL (SPECIAL)
	SQ FT	FOOT	SQ FT	FOOT	SQ FT	FOOT	SQ FT
Rt. Sta. 443+43.7 to Sta. 450+11.1				667			
Rt. Sta. 443+52.7			11.2		3.0	14	
Lt. Sta. 443+76.3 to Sta. 445+80.2				204			
Lt. Sta. 445+01.3					4.3	15	
Lt. Sta. 445+71.2			11.2				
Lt. Sta. 446+42.5 to Sta. 450+15.3				373			
Lt & Rt. Sta. 447+07.0 to Sta. 450+33.2			61.2				69.2
Rt. Sta. 447+16.2			11.2				
Rt. Sta. 448+47.9					4.3	15	
Rt. Sta. 450+21.3 to Sta. 450+73.7				53			
Lt. Sta. 450+25.6 to Sta. 450+73.7				48			
Lt. Sta. 450+73.7 to Sta. 451+00.0		27					
Rt. Sta. 450+73.7 to Sta. 451+00.0		27					
Lt. Sta. 450+91.0	11.2				3.0	14	
Rt. Sta. 451+48.3	8.0				15.0	18	
Lt. Sta. 452+37.0	8.0						
Rt. Sta. 453+44.4	8.0						
Lt. Sta. 454+87.0	8.0				6.3	17	
Rt. Sta. 455+00.0	8.0						
Rt. Sta. 455+61.2	0.8						
Rt. Sta. 455+67.8					1.5	15	
Lt. Sta. 456+98.5	0.8						
Lt. Sta. 457+03.1					1.5	15	
Rt. Sta. 457+26.0	8.0				8.8	17	
Lt. Sta. 457+66.9	8.0				8.8	17	
Lt. Sta. 459+06.9	8.0				6.3	15	
Rt. Sta. 459+33.0	8.0						
Lt. Sta. 460+55.9	8.0						
Rt. Sta. 461+41.7	8.0						
Lt. Sta. 463+05.9	8.0						
Rt. Sta. 463+59.2	8.0						
Lt. Sta. 465+55.9	8.0						
Rt. Sta. 466+09.2	8.0						
Rt. Sta. 466+07.9	8.0						
Rt. Sta. 467+04.6					6.3	15	
Lt. Sta. 468+25.4	8.0				8.8	17	
Rt. Sta. 468+59.2	16.0						
Rt. Sta. 469+20.1	1.2				1.5	15	
TOTAL	166.0	54	94.8	1,345	77.9	204.0	69.2



Note: All markings and signage placement shall be according to MUTCD (Manual on Uniform Traffic Control Devices) 2009 Edition. It is preferable to place the R10-22 (To Request Green Wait on "symbol") on the shown traffic signal post. If conflict arises on the traffic signal post the said sign shall be mounted on a telescoping steel sign support with a minimum of 7' clearance below the bottom of the sign (An allowed quantity has been shown for each location, which may be deleted if post mounted). If mounted on a sign support the said sign shall also not block visibility to any existing signals or other signage. Final placement shall be coordinated with the Engineer

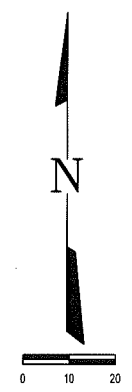

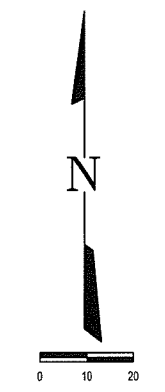

MILANO & GRUNLOH ENGINEERS, LLC
 114 W. WASHINGTON AVE. | PO BOX 887
 EFFINGHAM, IL 62401
 Phone: (217) 341-7262 | (202) 877-2714
 Email: mgeengineers@mgeengineers.com
 Web: www.mgeengineers.com
 Design Firm #184-003108

WABASH AVENUE
 PAVEMENT MARKING
 AND SIGNAGE PLAN
 SECTION 16-00141-00-BT
 CITY OF EFFINGHAM, ILLINOIS

File name: S:\2016\1600141\Wabash.dwg
 Plot date: 08/18 at 00:00

ROUTE NO.	SECTION	COUNTY	TOTAL SHEETS	SHEET NO.
S.B.I. F.A.	16-00141-00-BT	EFFINGHAM	96	79
FED. ROAD DIST. NO. 7	ILLINOIS	FED. AID PROJECT-		

CONTRACT #95822




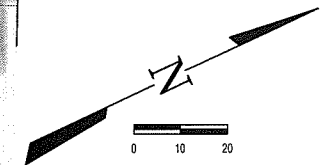
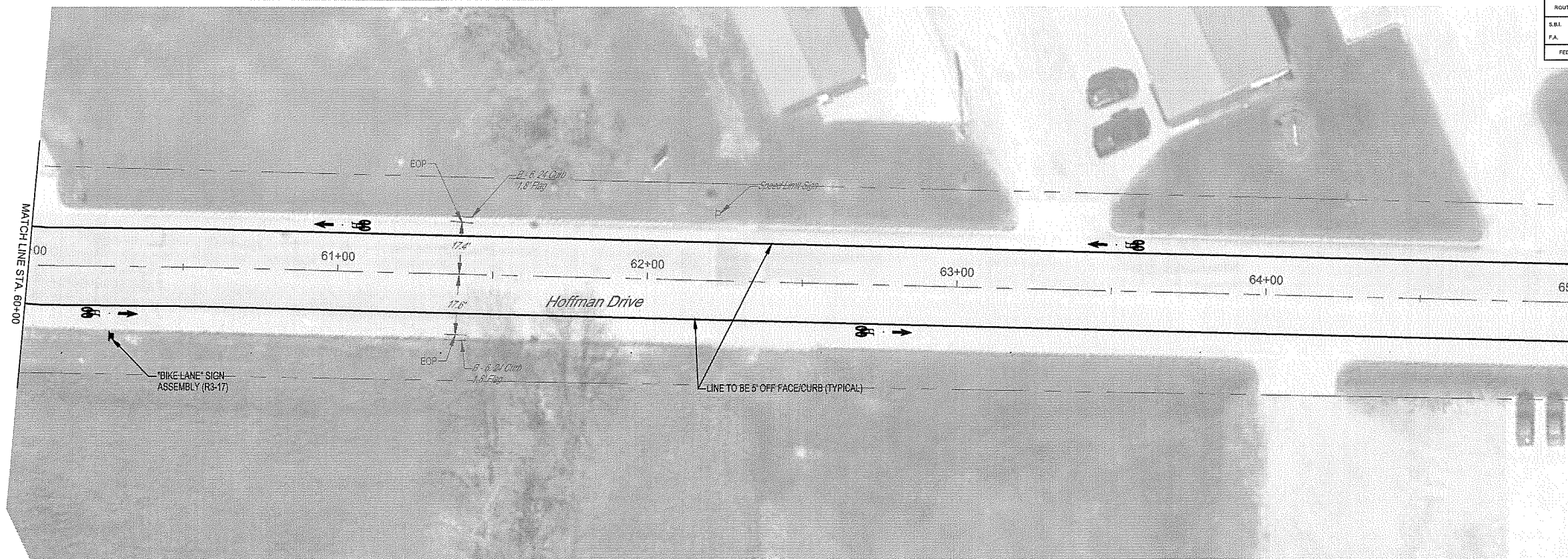
MILANO & GRUNLOH ENGINEERS, LLC
 114 W. WASHINGTON AVE. | PO BOX 897
 EFFINGHAM, IL 62401
 Phone: (217) 341-7282 | (800) 677-2714
 Email: mgen@engineers.com
 Web: www.mgenengineers.com
 Design Firm #184-003106

HOFFMAN DRIVE
 PAVEMENT MARKING
 AND SIGNAGE PLAN
 SECTION 16-00141-00-BT
 CITY OF EFFINGHAM, ILLINOIS

File name: S:\2016\16006\dwg\Hoffman-Fourth.dwg
 Plot date: 2/23/2021 15:50

ROUTE NO.	SECTION	COUNTY	TOTAL SHEETS	SHEET NO.
S.B.I. FA.	16-00141-00-BT	EFFINGHAM	96	80
FED. ROAD DIST. NO. 7	ILLINOIS	FED. AID PROJECT-		

CONTRACT #95822

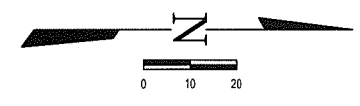
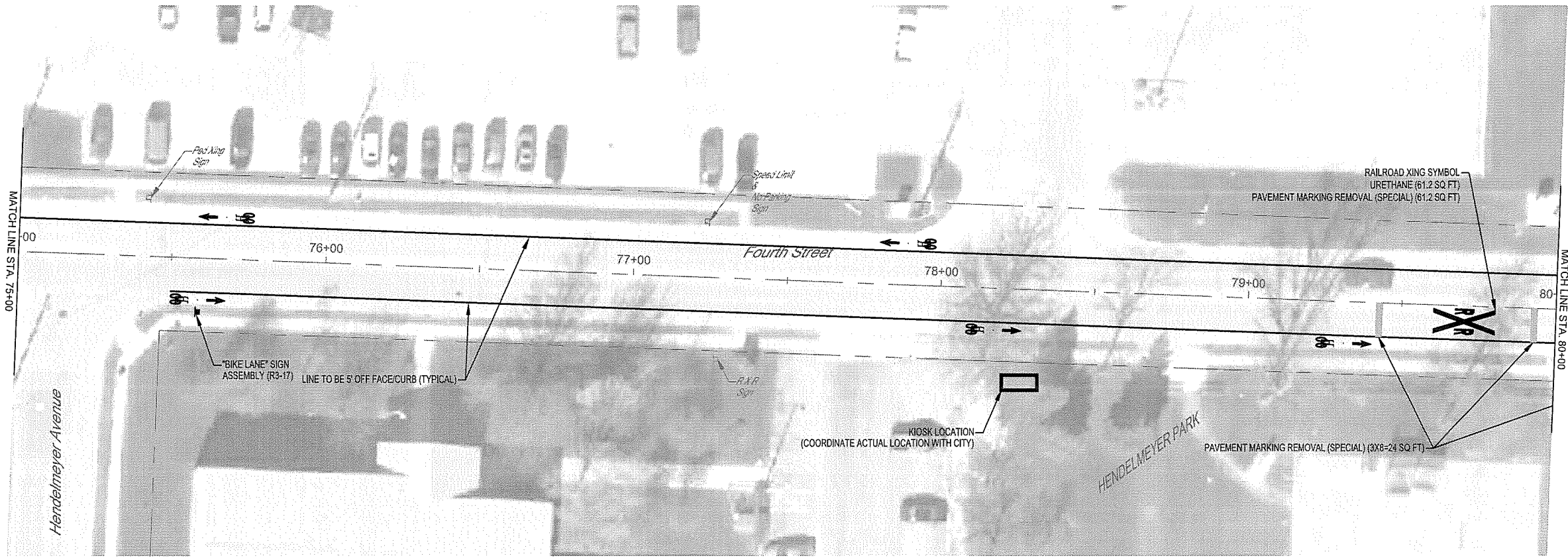
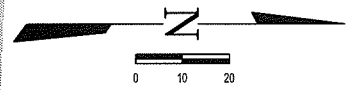



MILANO & GRUNLOH ENGINEERS, LLC
 114 W. WASHINGTON AVE. | PO BOX 897
 EFFINGHAM, IL 62401
 Phone: (217) 347-7262 | (800) 877-2714
 Email: mgen@engr.com
 Web: www.mgen.com
 Design Firm #184-003108

HOFFMAN DRIVE
 PAVEMENT MARKING
 AND SIGNAGE PLAN
 SECTION 16-00141-00-BT
 CITY OF EFFINGHAM, ILLINOIS

File name: S:\2016\16006\dwg\Hoffman-Fourth.dwg
 Plot date: 2/25/2021 15:50

ROUTE NO.	SECTION	COUNTY	TOTAL SHEETS	SHEET NO.
S.B.L. P.A.	16-00141-00-BT	EFFINGHAM	96	81
FED. ROAD DIST. NO. 7	ILLINOIS	FED. AID PROJECT-	CONTRACT #95822	



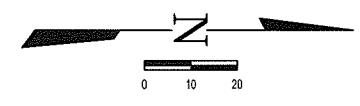
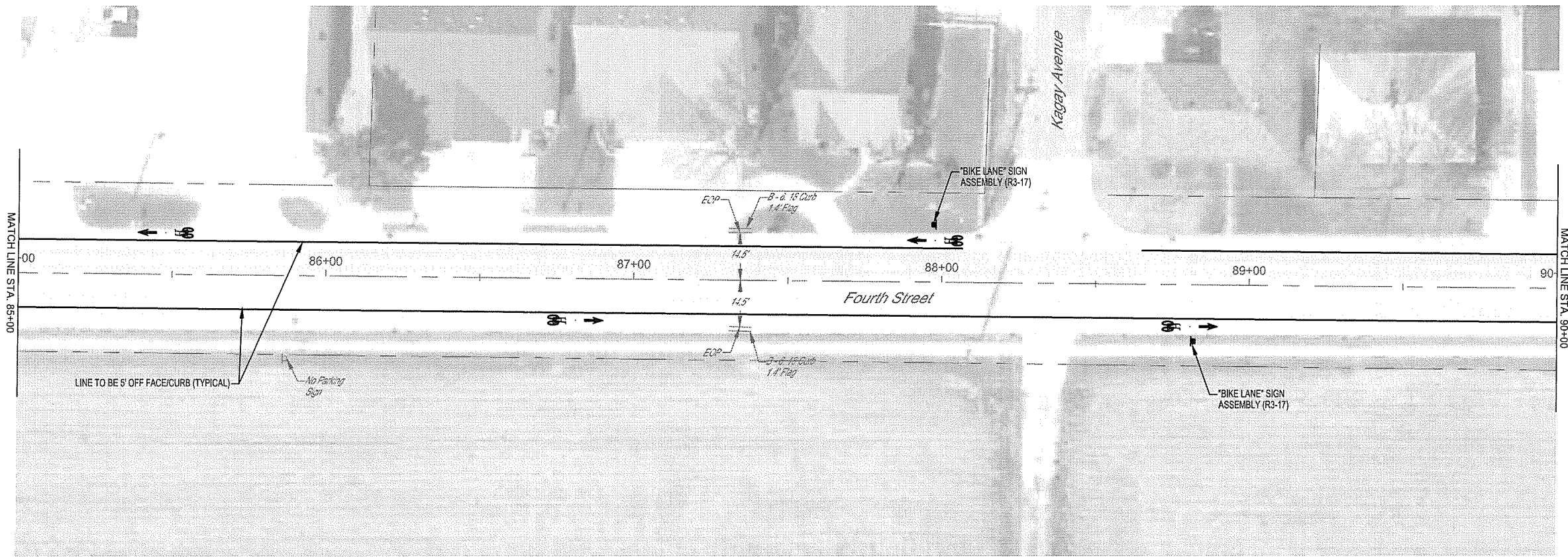
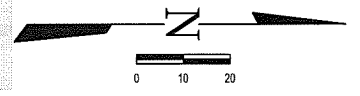
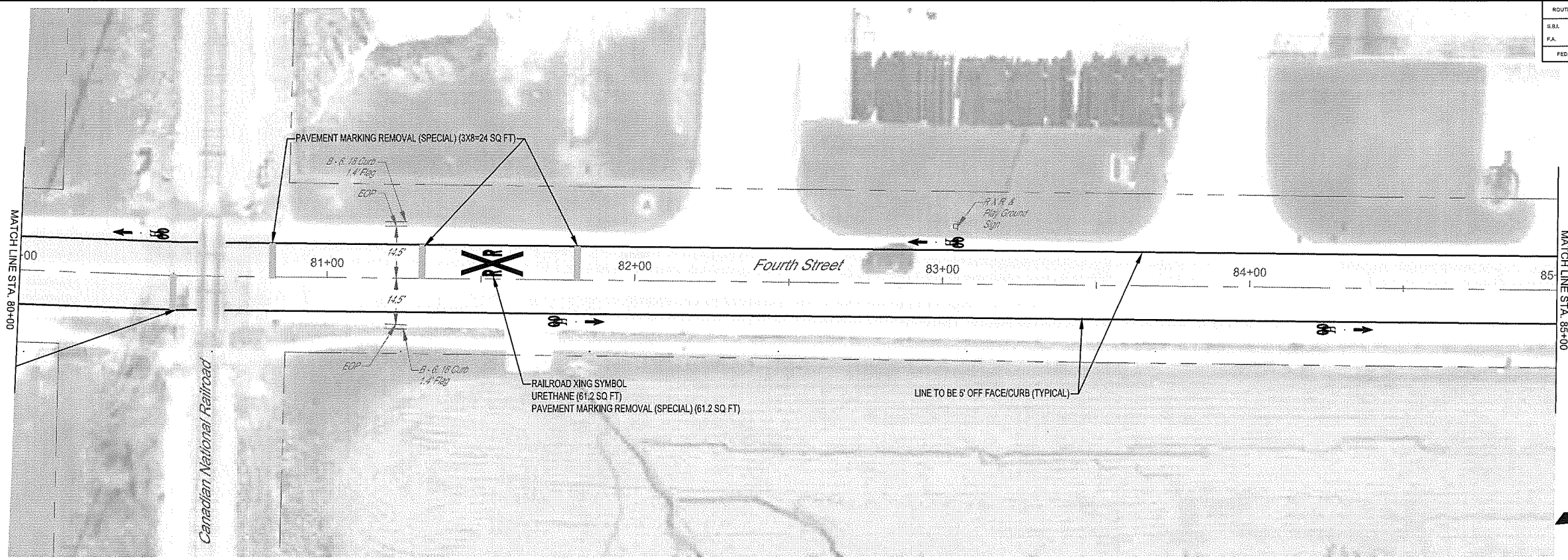
MILANO & GRUNLOH ENGINEERS, LLC
 114 W. WASHINGTON AVE. | PO BOX 897
 EFFINGHAM, IL 62401
 Phone: (217) 347-7262 | (800) 677-2714
 Email: mgen@engr.com | mgen@engr.com
 Web: www.mgen.com
 Design Firm #184-003108

FOURTH STREET (SOUTH)
 PAVEMENT MARKING
 AND SIGNAGE PLAN
 SECTION 16-00141-00-BT
 CITY OF EFFINGHAM, ILLINOIS

File name: S:\2016\16006\dwg\Hoffman-Fourth.dwg
 Plot date: 2/25/2021 15:50

ROUTE NO.	SECTION	COUNTY	TOTAL SHEETS	SHEET NO.
S.B.L. P.A.	16-00141-00-BT	EFFINGHAM	96	82
FED. ROAD DIST. NO. 7	ILLINOIS	FED. AID PROJECT.		

CONTRACT #95822



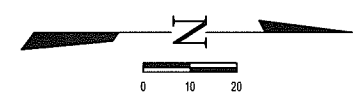

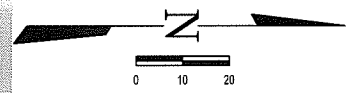
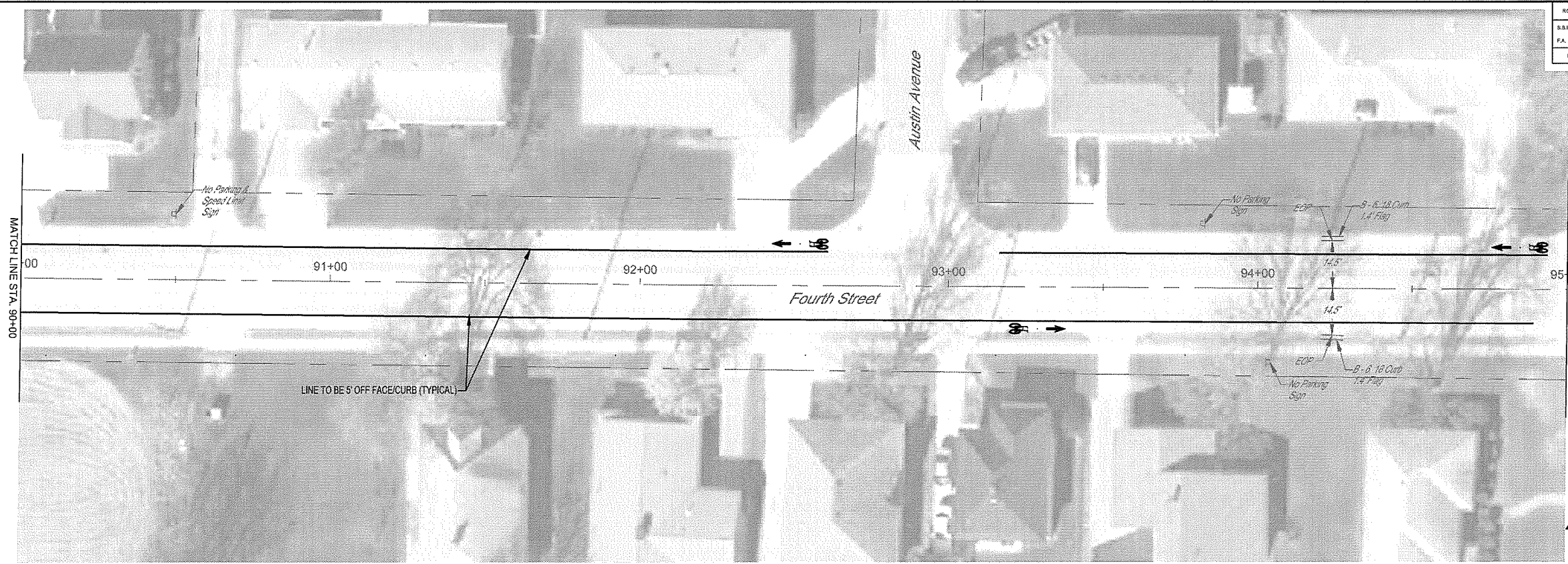
MILANO & GRUNLOH ENGINEERS, LLC
 114 W. WASHINGTON AVE. | PO BOX 897
 EFFINGHAM, IL 62401
 Phone: (217) 347-7252 | (800) 677-2714
 Email: mgen@engr.com | mgen@engr.com
 Web: www.mgen.com
 Design Firm #184-003108

File name: S:\2016\16006\dwg\Hoffman-Fourth.dwg
 Plot date: 2/25/2021 15:50

FOURTH STREET (SOUTH)
 PAVEMENT MARKING
 AND SIGNAGE PLAN
 SECTION 16-00141-00-BT
 CITY OF EFFINGHAM, ILLINOIS

ROUTE NO.	SECTION	COUNTY	TOTAL SHEETS	SHEET NO.
S.B.L. F.A.	16-00141-00-BT	EFFINGHAM	96	83
FED. ROAD DIST. NO. 7	ILLINOIS	FED. AID PROJECT		

CONTRACT #95822



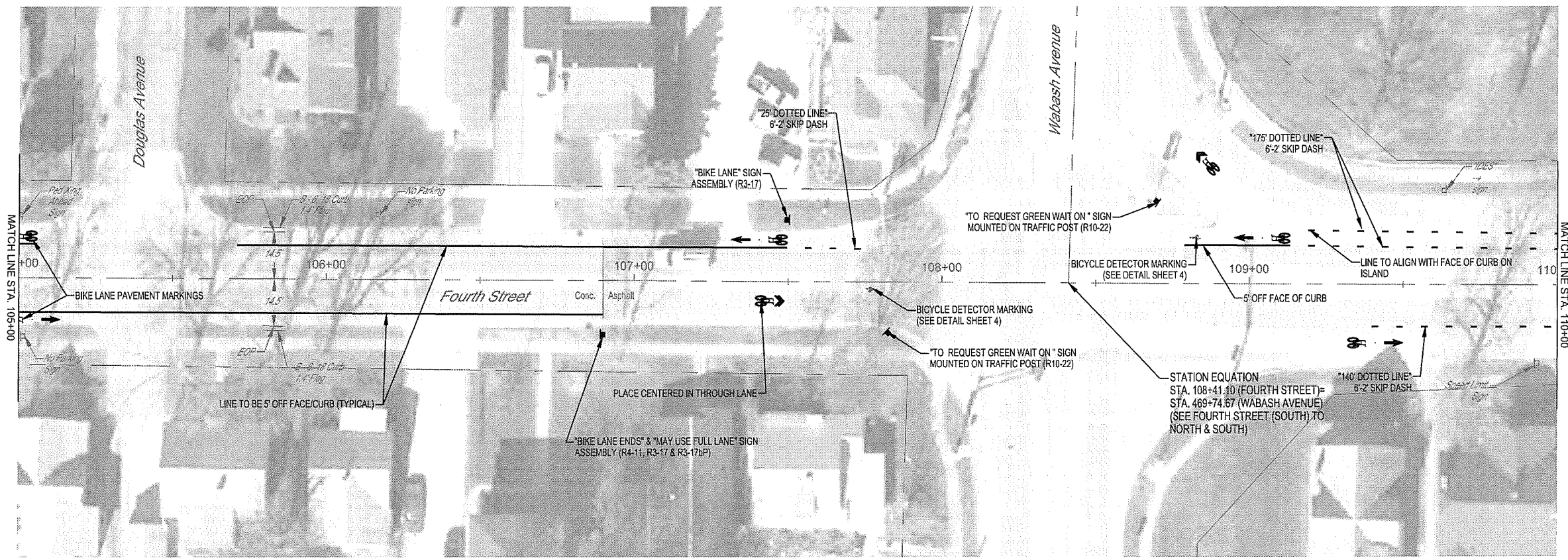
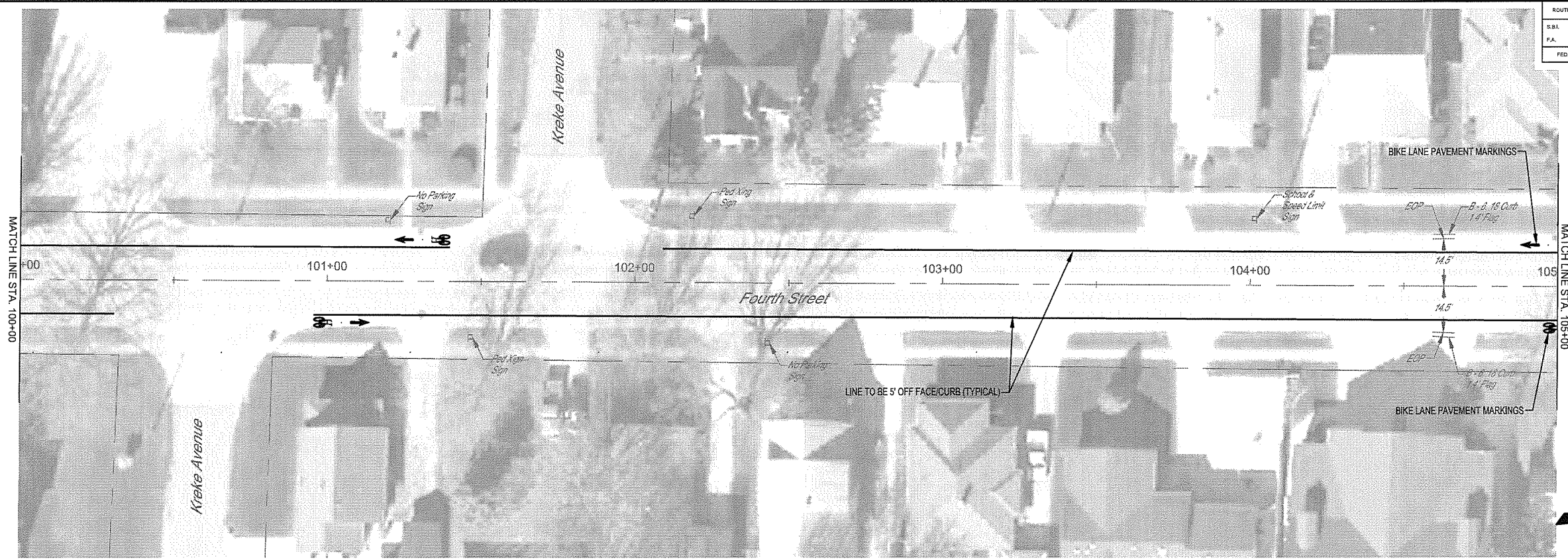
MILANO & GRUNLOH ENGINEERS, LLC
 114 W. WASHINGTON AVE. | PO BOX 897
 EFFINGHAM, IL 62401
 Phone: (217) 341-7262 | (803) 877-2714
 Email: mgen@engr.com | mgen@engr.com
 Web: www.mgen.com
 Design Firm #184-003108

File name: S:\2016\16006\dwg\Hoffman-Fourth.dwg
 Plot date: 2/25/2021 15:50

FOURTH STREET (SOUTH)
 PAVEMENT MARKING
 AND SIGNAGE PLAN
 SECTION 16-00141-00-BT
 CITY OF EFFINGHAM, ILLINOIS

ROUTE NO.	SECTION	COUNTY	TOTAL SHEETS	SHEET NO.
S.B.L. F.A.	16-00141-00-BT	EFFINGHAM	96	84
FED. ROAD DIST. NO. 7	ILLINOIS	FED. AID PROJECT		

CONTRACT #95822



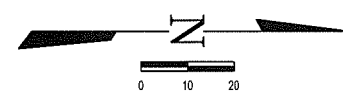
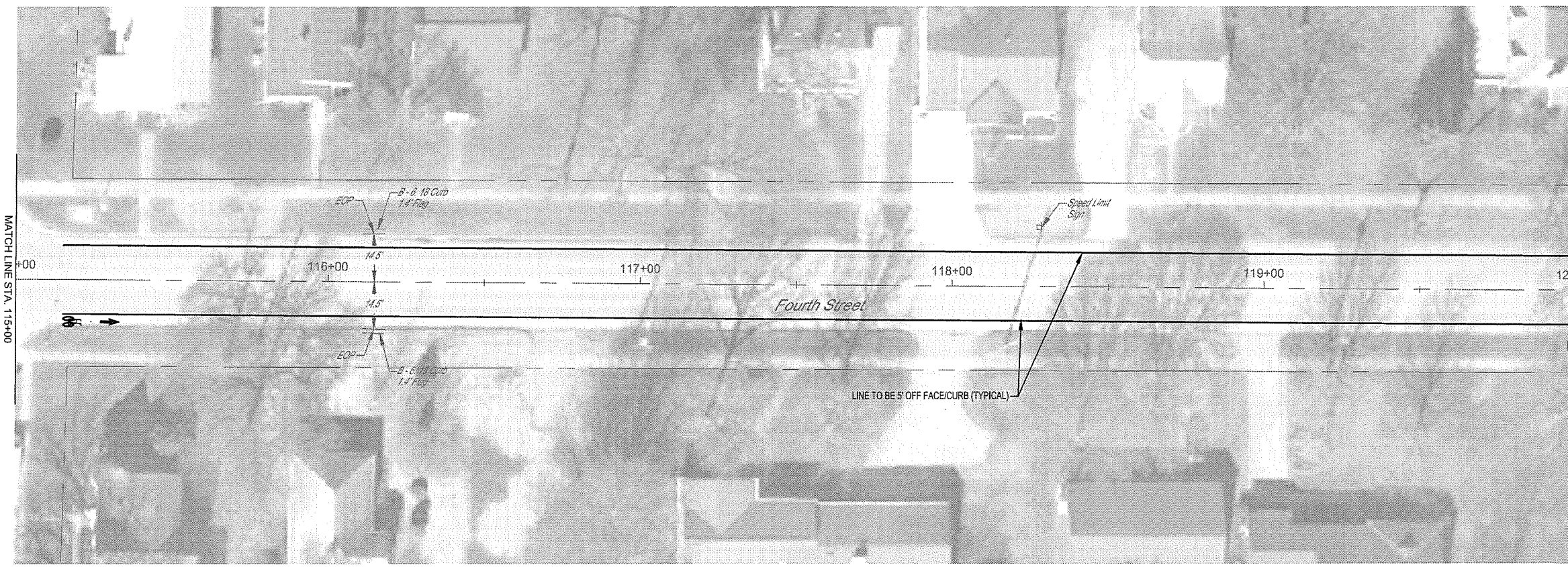
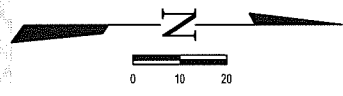
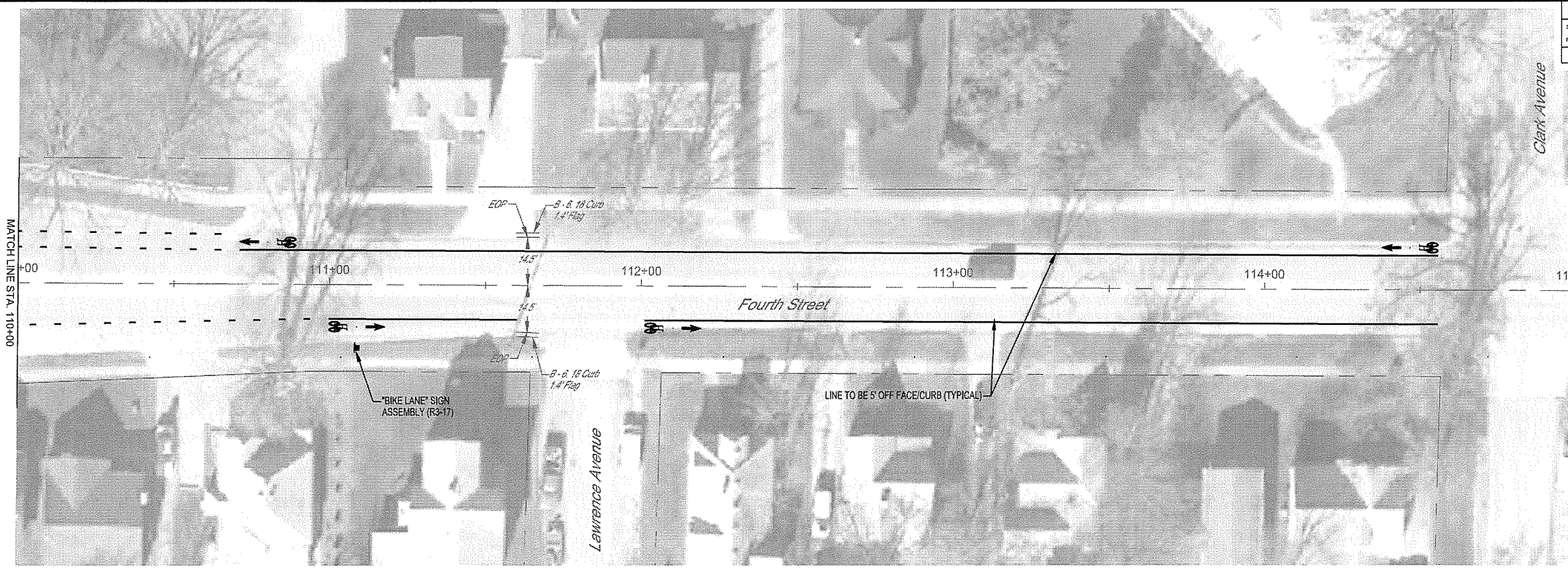
Note: All markings and signage placement shall be according to MUTCD (Manual on Uniform Traffic Control Devices) 2009 Edition. It is preferable to place the R10-22 (To Request Green Wait on * symbol) on the shown traffic signal post. If conflict arises on the traffic signal post the said sign shall be mounted on a telescoping steel sign support with a minimum of 7' clearance below the bottom of the sign (An allowed quantity has been shown for each location, which may be deleted if post mounted). If mounted on a sign support the said sign shall also not block visibility to any existing signals or other signage. Final placement shall be coordinated with the Engineer

MILANO & GRUNLOH ENGINEERS, LLC
 114 W. WASHINGTON AVE. | PO BOX 897
 EFFINGHAM, IL 62401
 Phone: (217) 347-7262 | (800) 677-2714
 Email: mgen@milanogrunloh.com
 Web: www.milanogrunloh.com
 Design Firm #184-003106

FOURTH STREET (SOUTH)
 PAVEMENT MARKING
 AND SIGNAGE PLAN
 SECTION 16-00141-00-BT
 CITY OF EFFINGHAM, ILLINOIS

File name: S:\2016\16006\dwg\Hoffman-Fourth.dwg
 Plot date: 2/25/2021 15:50

ROUTE NO.	SECTION	COUNTY	TOTAL SHEETS	SHEET NO.
S.B.L. F.A.	16-00141-00-BT	EFFINGHAM	96	85
FED. ROAD DIST. NO. 7	ILLINOIS	FED. AID PROJECT-	CONTRACT #95822	



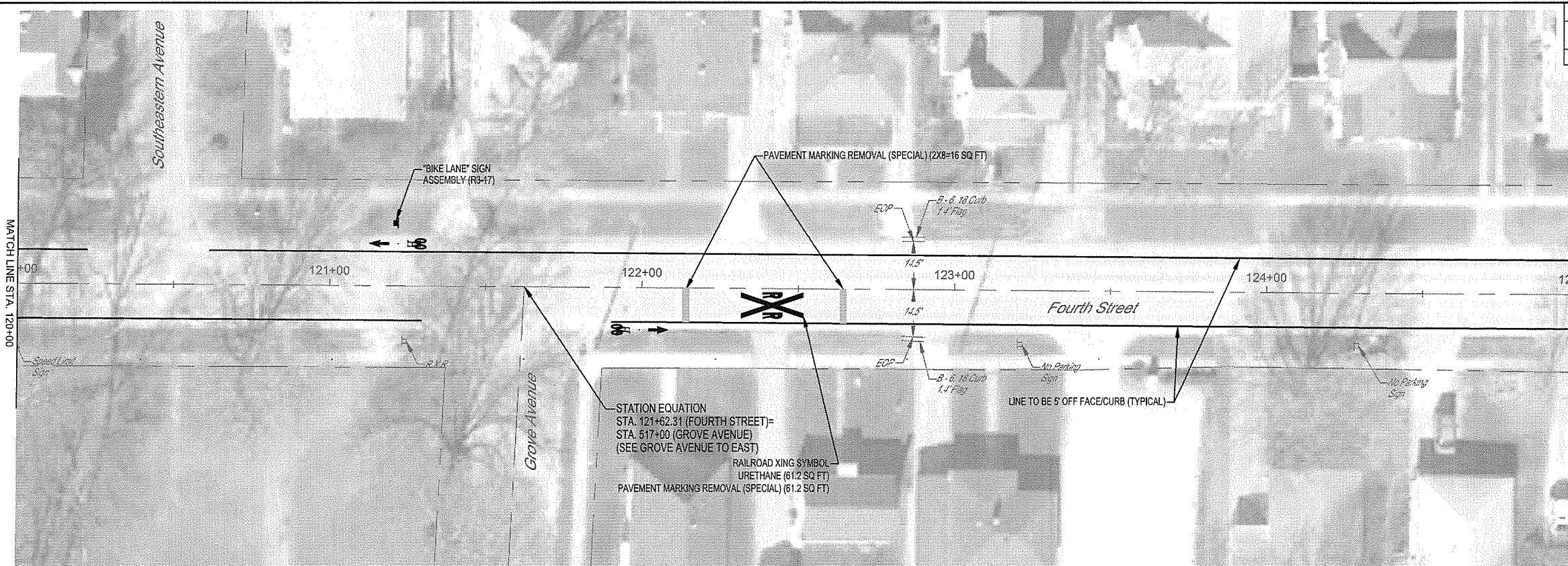
MILANO & GRUNLOH ENGINEERS, LLC
 114 W. WASHINGTON AVE. | PO BOX 897
 EFFINGHAM, IL 62401
 Phone: (217) 347-7262 | (800) 677-2714
 Email: mgenengineers@mgenengineers.com
 Web: www.mgenengineers.com
 Design Firm #184-003106

FOURTH STREET (SOUTH)
 PAVEMENT MARKING
 AND SIGNAGE PLAN
 SECTION 16-00141-00-BT
 CITY OF EFFINGHAM, ILLINOIS

File name: S:\2016\16006\dwg\Hoffman-Fourth.dwg
 Plot date: 2/23/2021 15:50

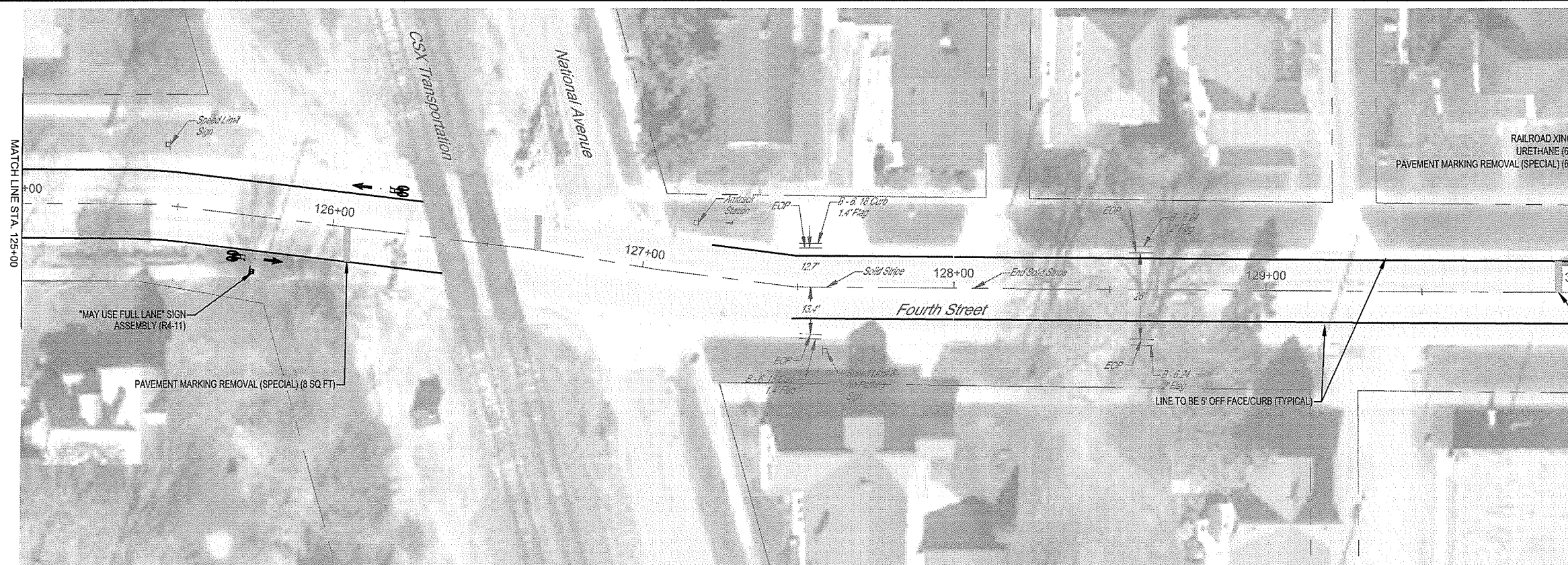
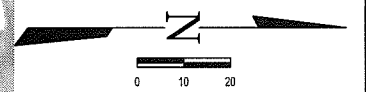
ROUTE NO.	SECTION	COUNTY	TOTAL SHEETS	SHEET NO.
S.B.I.	16-00141-00-BT	EFFINGHAM	96	86
F.A.				
FED. ROAD DIST. NO. 7	ILLINOIS	FED. AID PROJECT-		

CONTRACT #95822



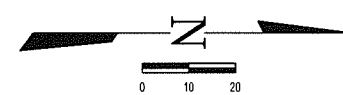
MATCH LINE STA. 125+00

MATCH LINE STA. 120+00



MATCH LINE STA. 130+00

MATCH LINE STA. 125+00

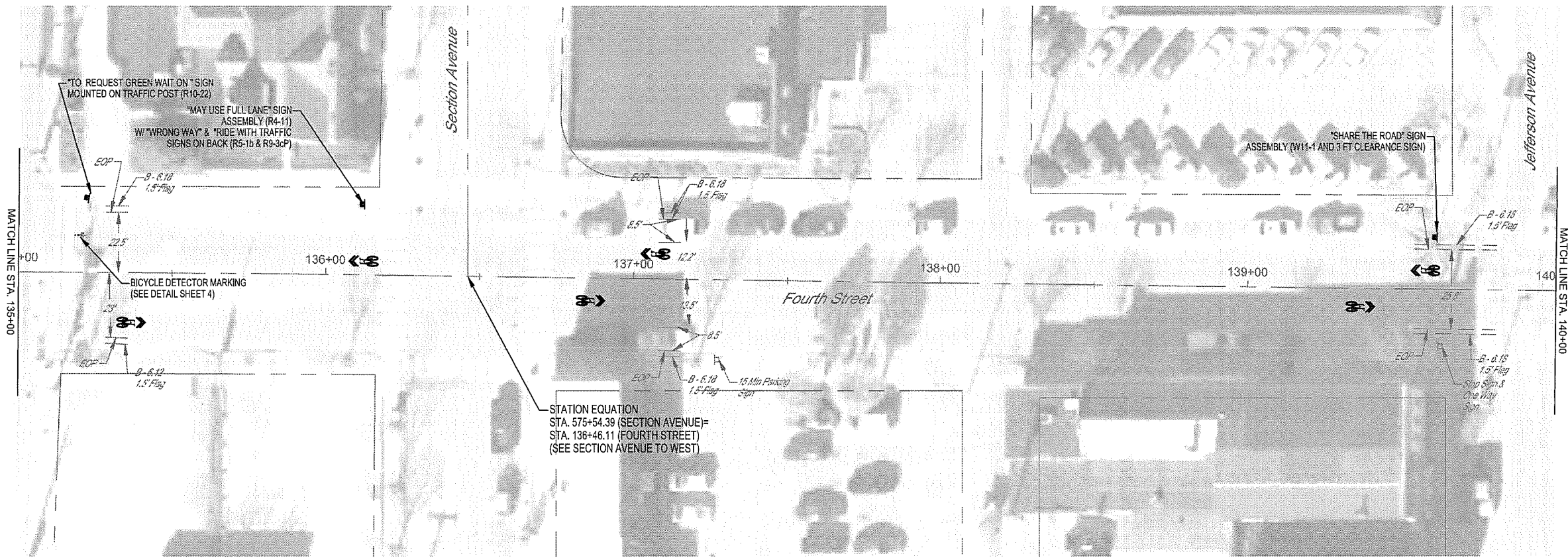
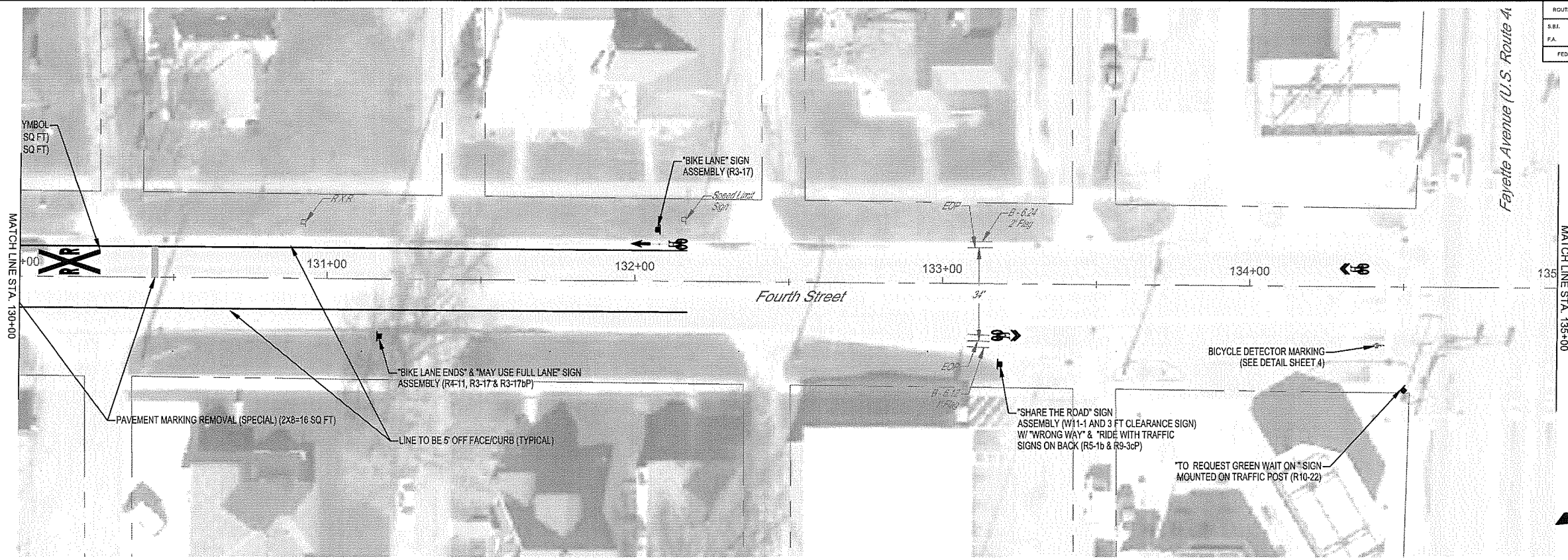


MILANO & GRUNLOH ENGINEERS, LLC
 114 W. WASHINGTON AVE. | PO BOX 897
 EFFINGHAM, IL 62401
 Phone: (217) 347-7262 | (800) 677-2714
 Email: mgen@mgengineers.com
 Web: www.mgengineers.com
 Design Firm #184-003106

**FOURTH STREET (SOUTH)
 PAVEMENT MARKING
 AND SIGNAGE PLAN
 SECTION 16-00141-00-BT
 CITY OF EFFINGHAM, ILLINOIS**

File name: S:\2016\16006\dwg\Hoffman-Fourth.dwg
 Plot date: 2/23/2021 15:50

ROUTE NO.	SECTION	COUNTY	TOTAL SHEETS	SHEET NO.
S.B.L. F.A.	16-00141-00-BT	EFFINGHAM	96	87
FED. ROAD DIST. NO. 7	ILLINOIS	FED. AID PROJECT	CONTRACT #95822	



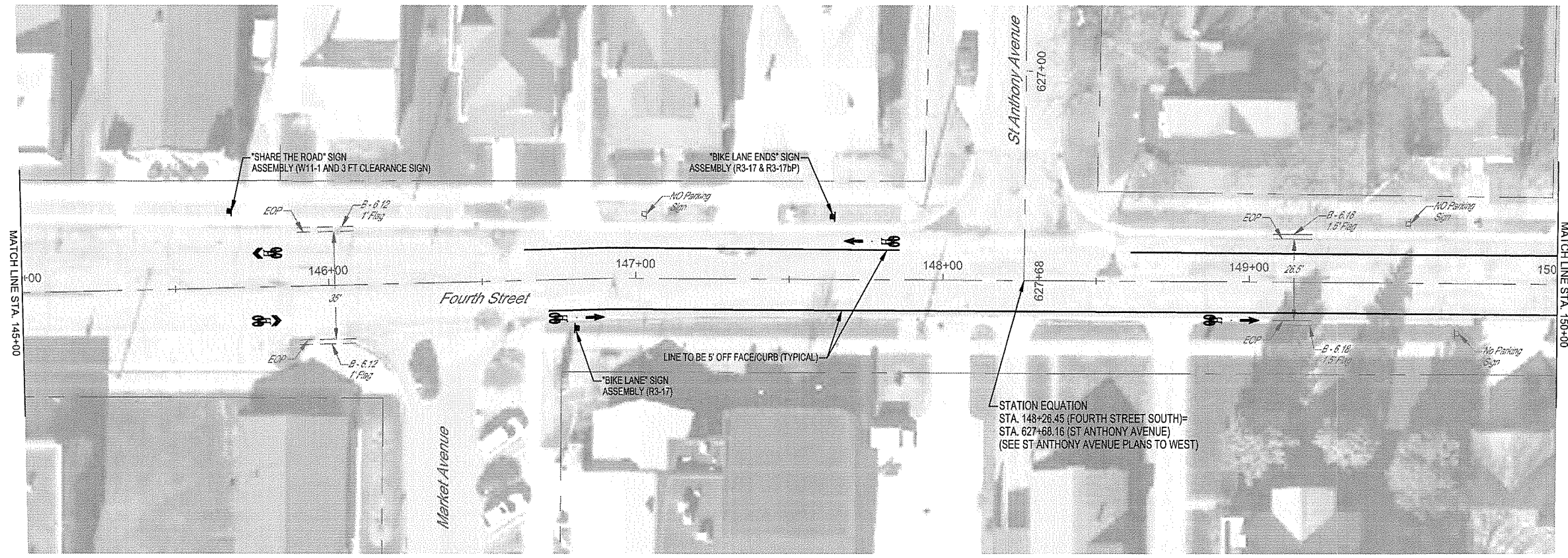
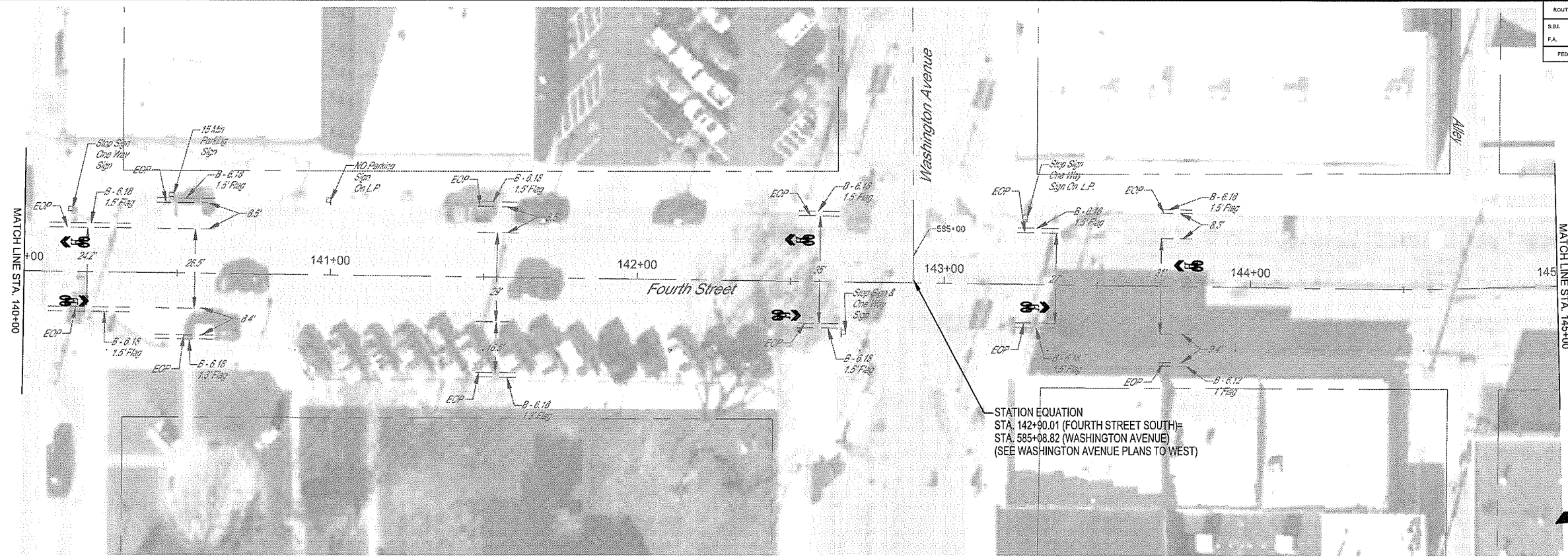
Note: All markings and signage placement shall be according to MUTCD (Manual on Uniform Traffic Control Devices) 2009 Edition. It is preferable to place the R10-22 (To Request Green Wait on * symbol) on the shown traffic signal post. If conflict arises on the traffic signal post the said sign shall be mounted on a telescoping steel sign support with a minimum of 7' clearance below the bottom of the sign (An allowed quantity has been shown for each location, which may be deleted if post mounted). If mounted on a sign support the said sign shall also not block visibility to any existing signals or other signage. Final placement shall be coordinated with the Engineer

MILANO & GRUNLOH ENGINEERS, LLC
 114 W. WASHINGTON AVE. | PO BOX 897
 EFFINGHAM, IL 62401
 Phone: (217) 347-7262 | (803) 877-2714
 Email: mgen@engr.com | mgen@engr.com
 Web: www.mgen.com
 Design Firm #184-003106

FOURTH STREET (SOUTH)
 PAVEMENT MARKING
 AND SIGNAGE PLAN
 SECTION 16-00141-00-BT
 CITY OF EFFINGHAM, ILLINOIS

File name: S:\2016\16006\dwg\Hoffman-Fourth.dwg
 Plot date: 2/25/2021 15:50

ROUTE NO.	SECTION	COUNTY	TOTAL SHEETS	SHEET NO.
S.B.L. F.A.	16-00141-00-BT	EFFINGHAM	96	88
FED. ROAD DIST. NO. 7	ILLINOIS	FED. AID PROJECT	CONTRACT #95822	



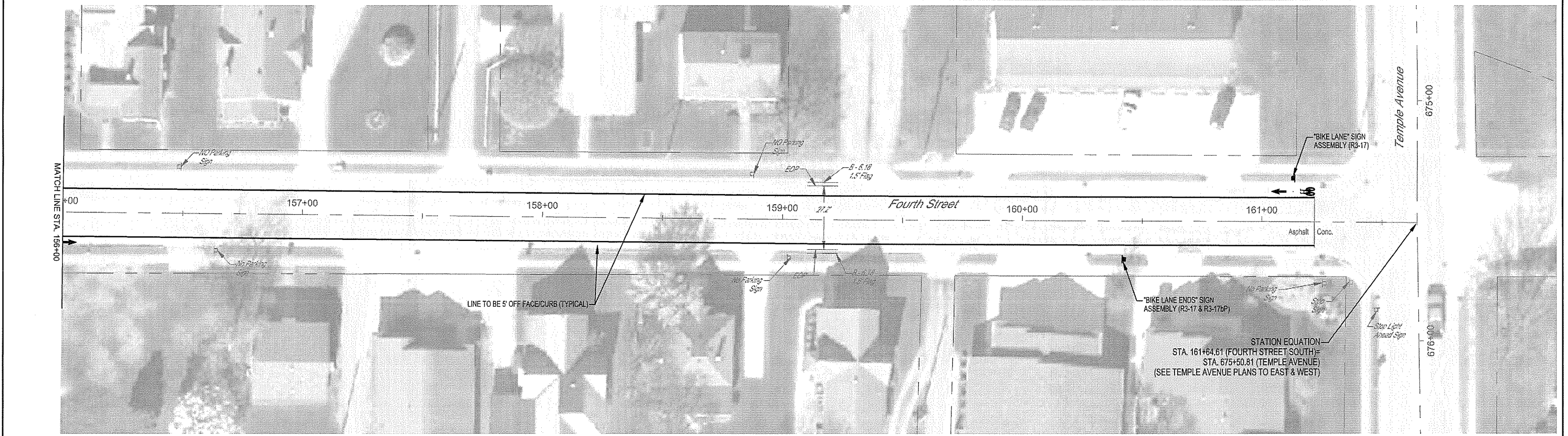
MILANO & GRUNLOH ENGINEERS, LLC
 114 W. WASHINGTON AVE. | PO BOX 897
 EFFINGHAM, IL 62401
 Phone: (217) 347-7262 | (800) 677-2714
 Email: mgen@engr.com | mgen@engr.com
 Web: www.mgen.com
 Design Firm #184-003106

FOURTH STREET (SOUTH)
 PAVEMENT MARKING
 AND SIGNAGE PLAN
 SECTION 16-00141-00-BT
 CITY OF EFFINGHAM, ILLINOIS

File name: S:\2016\16006\dwg\Hoffman-Fourth.dwg
 Plot date: 2/25/2021 15:50

ROUTE NO.	SECTION	COUNTY	TOTAL SHEETS	SHEET NO.
S.B.L. F.A.	16-00141- 00-BT	EFFINGHAM	96	89
FED. ROAD DIST. NO. 7	ILLINOIS	FED. AID PROJECT:		

CONTRACT #95822



MILANO & GRUNLOH ENGINEERS, LLC
 114 W. WASHINGTON AVE. | PO BOX 887
 EFFINGHAM, IL 62401
 Phone: (217) 343-7262 | (800) 677-2714
 Email: mgen@engr.com | mgen@engr.com
 Web: www.mgen.com
 Design Firm #184-003106

FOURTH STREET (SOUTH)
 PAVEMENT MARKING
 AND SIGNAGE PLAN
 SECTION 16-00141-00-BT
 CITY OF EFFINGHAM, ILLINOIS

File name: S:\2016\16006\dwg\Hoffman-Fourth.dwg
 Plot date: 2/25/2021 15:50

LOCATION	THERMOPLASTIC PAVEMENT MARKING - LETTERS AND SYMBOLS	THERMOPLASTIC PAVEMENT MARKING - LINE 4"	MODIFIED URETHANE PAVEMENT MARKING - LETTERS AND SYMBOLS	MODIFIED URETHANE PAVEMENT MARKING - LINE 4"	SIGN PANEL - TYPE 1	TELESCOPING STEEL SIGN SUPPORT	PAVEMENT MARKING REMOVAL (SPECIAL)
	SQ FT	FOOT	SQ FT	FOOT	SQ FT	FOOT	SQ FT
Rt, Sta. 50+26.0 to Sta. 68+70.2				1,859			
Lt, Sta. 50+32.0 to Sta. 80+57.8				3,007			
Rt, Sta. 50+35.0			11.2				
Rt, Sta. 50+44.0					3.0	14	
Lt, Sta. 51+01.2			11.2				
Lt, Sta. 51+32.0					6.8	15	
Rt, Sta. 52+97.0			11.2				
Lt, Sta. 53+51.0			11.2				
Rt, Sta. 55+47.0			11.2				
Lt, Sta. 56+01.0			11.2				
Rt, Sta. 57+76.5			11.2				
Lt, Sta. 58+51.0			11.2				
Rt, Sta. 60+26.4			11.2		3.0	14	
Lt, Sta. 61+01.1			11.2				
Rt, Sta. 62+76.7			11.2				
Lt, Sta. 63+51.1			11.2				
Rt, Sta. 65+26.7			11.2				
Lt, Sta. 66+01.1			11.2				
Rt, Sta. 67+76.8			11.2				
Lt, Sta. 68+51.1			11.2		3.0	14	
Rt, Sta. 69+40.8 to Sta. 74+78.9				538			
Rt, Sta. 69+50.0			11.2				
Lt, Sta. 69+70.5			11.2				
Rt, Sta. 72+20.1			11.2				
Lt, Sta. 72+50.0			11.2				
Lt, Sta. 74+70.1			11.2				
Rt, Sta. 75+49.8 to Sta. 80+57.6				500			
Rt, Sta. 75+58.8			11.2		3.0	14	
Lt, Sta. 75+67.3			11.2				
Lt, Sta. 77+88.9			11.2				
Rt, Sta. 78+17.4			11.2				
Rt, Sta. 79+31.4			11.2				
Rt, Sta. 79+41.4 to 80+51.3			61.2				85.2
Lt, Sta. 80+38.9			11.2				
Rt, Sta. 80+66.8 to Sta. 94+89.0				1,422			
Lt, Sta. 80+67.0 to Sta. 88+06.8				740			
Lt, Sta. 80+81.0 to Sta. 81+82.4			61.2				85.2
Rt, Sta. 81+81.1			11.2				
Lt, Sta. 82+97.8			11.2				
Rt, Sta. 84+31.1			11.2				
Lt, Sta. 85+47.8			11.2				
Rt, Sta. 86+81.1			11.2				
Lt, Sta. 87+97.8			11.2		3.0	14	
Rt, Sta. 88+80.8			11.2		3.0	14	
Lt, Sta. 88+65.0 to Sta. 92+61.0				396			
Lt, Sta. 92+52.0			11.2				
Lt, Sta. 93+16.4 to Sta. 94+93.5				177			
Rt, Sta. 93+28.8			11.2				
Lt, Sta. 94+84.5			11.2				
Rt, Sta. 95+66.1 to Sta. 100+30.7				465			
Lt, Sta. 95+66.7 to Sta. 98+28.1				261			
Rt, Sta. 95+75.1			11.2				
Lt, Sta. 98+19.1			11.2				
Lt, Sta. 98+93.4 to Sta. 101+39.8				247			
Rt, Sta. 99+09.0			11.2		5.5	15	
Rt, Sta. 100+95.7 to Sta. 106+89.9				595			
Rt, Sta. 101+04.7			11.2				
Lt, Sta. 101+30.8			11.2				
Lt, Sta. 102+09.0 to Sta. 105+09.0				300			
Lt, Sta. 104+96.9			11.2				
Rt, Sta. 105+04.5			11.2				
Lt, Sta. 105+71.0 to Sta. 106+89.9				119			
Sub-Total	0.0	0	615.2	10,626	30.3	114.0	

LOCATION	THERMOPLASTIC PAVEMENT MARKING - LETTERS AND SYMBOLS	THERMOPLASTIC PAVEMENT MARKING - LINE 4"	MODIFIED URETHANE PAVEMENT MARKING - LETTERS AND SYMBOLS	MODIFIED URETHANE PAVEMENT MARKING - LINE 4"	SIGN PANEL - TYPE 1	TELESCOPING STEEL SIGN SUPPORT	PAVEMENT MARKING REMOVAL (SPECIAL)
	SQ FT	FOOT	SQ FT	FOOT	SQ FT	FOOT	SQ FT
Lt, Sta. 106+89.9 to Sta. 107+49.6				66			
Rt, Sta. 107+44.10	8.0						
Lt, Sta. 107+40.6	11.2					11.3	16
Lt, Sta. 107+49.6						3.0	14
Rt, Sta. 107+77.2	0.8						
Rt, Sta. 107+81.9						1.5	15
Lt, Sta. 108+70.23						1.5	15
Lt, Sta. 108+82.9	0.8						
Lt, Sta. 108+78.9 to Sta. 114+55.6				519			
Lt, Sta. 108+86.1	8						
Lt, Sta. 109+04.1	11.2						
Rt, 109+45.0	11.2						
Rt, Sta. 110+80.1	11.2						
Rt, Sta. 108+78.9 to Sta. 111+60.2				100			
Rt, Sta. 111+08.9	11.2					3.0	14
Rt, Sta. 112+01.2 to Sta. 114+55.7				255			
Rt, Sta. 112+10.2	11.2						
Lt, Sta. 114+46.6	11.2						
Lt, Sta. 115+15.0 to Sta. 120+22.4				508			
Rt, Sta. 115+15.0 to Sta. 121+29.5				615			
Rt, Sta. 115+24.0	11.2						
Lt, Sta. 120+61.5 to Sta. 126+27.8				568			
Rt, Sta. 121+90.2 to Sta. 126+36.5				445			
Lt, Sta. 121+21.8	11.2					3.0	14
Rt, Sta. 121+99.2	11.2						
Rt, 122+13.0 to 126+07.13	61.2						85.2
Rt, Sta. 125+76.4	11.2					6.3	15
Lt, Sta. 126+13.8	11.2						
Rt, Sta. 127+28.2 to Sta. 132+17.0				541			
Lt, Sta. 128+00.0 to Sta. 132+16.8				590			
Lt, Sta. 129+92.5 to Sta. 130+45.1	61.2						77.2
Rt, Sta. 131+17.0						10.5	18
Lt, Sta. 132+07.8	11.2					3.0	15
Rt, Sta. 133+20.7	8.0					11.3	16
Lt, Sta. 134+33.8	8.0						
Rt, Sta. 134+42.02	0.8						
Rt, Sta. 134+49.6						1.5	15
Lt, Sta. 135+21.0	0.8					1.5	15
Rt, Sta. 135+36.4	8.0						
Lt, Sta. 136+08.3	8.0					9.8	16
Rt, Sta. 136+86.1	8.0						
Lt, Sta. 137+07.3	8.0						
Rt, Sta. 139+36.5	8.0						
Lt, Sta. 139+57.7	8.0					8.8	17
Rt, Sta. 140+16.6	8.0						
Lt, Sta. 140+16.6	8.0						
Rt, Sta. 142+48.8	8.0						
Lt, Sta. 142+52.9	8.0						
Rt, Sta. 143+29.8	8.0						
Lt, Sta. 143+79.8	8.0						
Rt, Sta. 145+79.5	8.0						
Lt, Sta. 145+80.3	8.0					8.8	17
Lt, Sta. 146+63.9 to Sta. 147+85.7				122			
Rt, Sta. 146+71.4 to Sta. 151+61.0				490			
Rt, Sta. 146+80.4	11.2					3.0	14
Lt, Sta. 147+63.9						4.3	15
Lt, Sta. 147+76.7	11.2						
Lt, Sta. 148+61.2 to Sta. 151+69.1				308			
Rt, Sta. 148+94.1	11.2						
Lt, Sta. 151+60.1	11.2						
Lt, Sta. 152+36.8 to Sta. 155+16.5				280			
Rt, Sta. 152+45.4 to Sta. 155+16.5				270			
Rt, Sta. 152+54.4	11.2						
Lt, Sta. 155+07.5	11.2						
Lt, Sta. 155+87.8 to Sta. 161+21.9				534			
Rt, Sta. 155+88.0 to Sta. 161+22.0				534			
Rt, Sta. 155+96.8	11.2					3.0	14
Rt, Sta. 160+42.3						4.3	15
Lt, Sta. 161+12.9	11.2					3.0	14
Sub-Total	504.8	6,745	0.0	0	102.4	304.0	162.4
TOTAL	504.8	6,745	615.2	10,626	132.7	418.0	162.4

ROUTE NO.	SECTION	COUNTY	TOTAL SHEETS	SHEET NO.
S.B.L. F.A.	16-00141-00-BT	EFFINGHAM	96	90
FED. ROAD DIST. NO. 7	ILLINOIS	FED. AID PROJECT-		

CONTRACT #95822


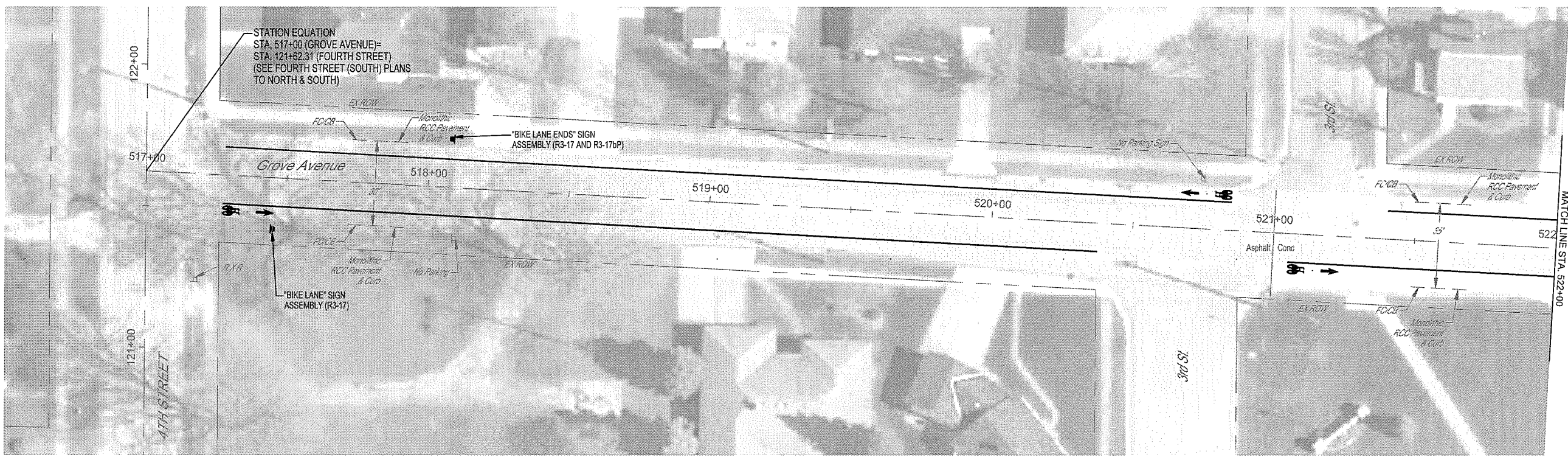
MILANO & GRUNLOH ENGINEERS, LLC
 114 W. WASHINGTON AVE. | PO BOX 897
 EFFINGHAM, IL 62401
 Phone: (217) 341-7232 | (800) 877-2714
 Email: mge@engr.com | www.mge.com
 Design Firm #184-003108

FOURTH STREET (SOUTH)
 PAVEMENT MARKING
 AND SIGNAGE PLAN
 SECTION 16-00141-00-BT
 CITY OF EFFINGHAM, ILLINOIS

File name: S:\2016\16006\dwg\Hoffman-Fourth.dwg
 Plot date: 2/25/2021 15:50

ROUTE NO.	SECTION	COUNTY	TOTAL SHEETS	SHEET NO.
S.B.L. F.A.	16-00141-00-BT	EFFINGHAM	96	91
FED. ROAD DIST. NO. 7		ILLINOIS	FED. AID PROJECT	

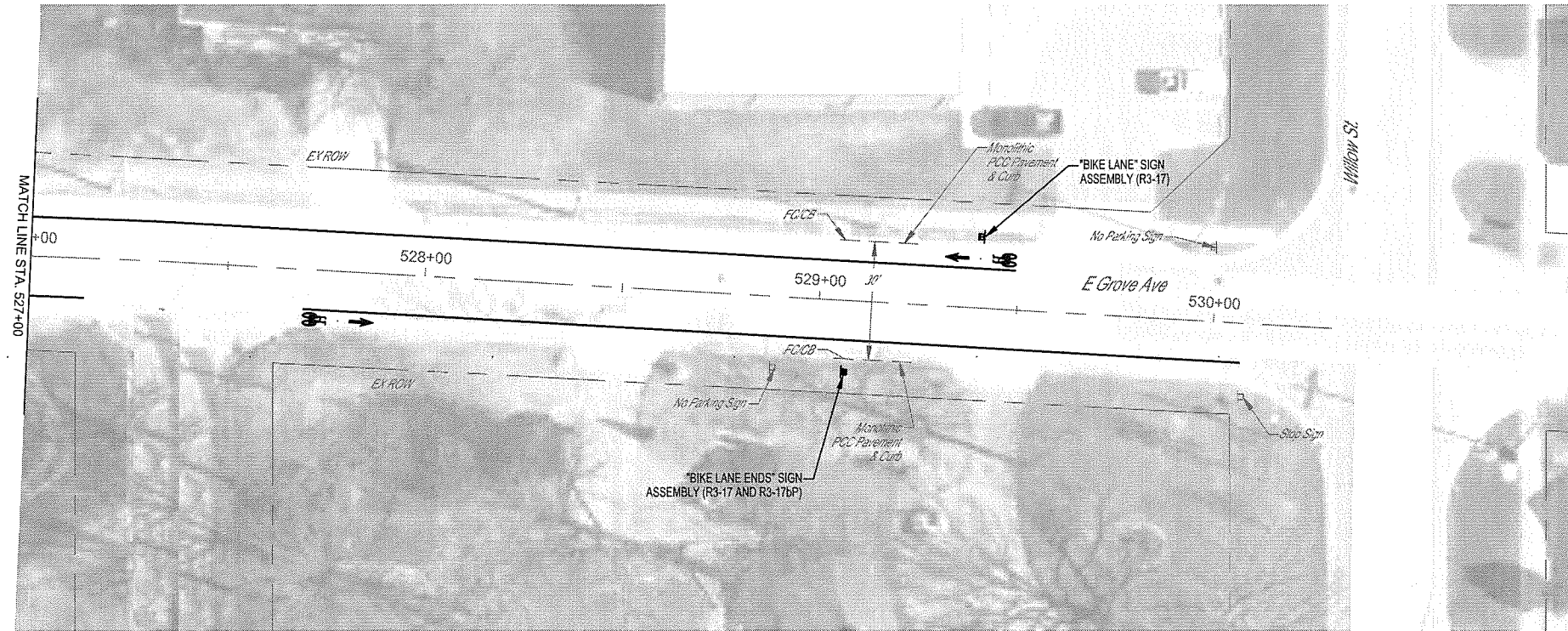
CONTRACT #95822



MILANO & GRUNLOH ENGINEERS, LLC
 114 W. WASHINGTON AVE. | PO BOX 897
 EFFINGHAM, IL 62401
 Phone: (217) 347-7822 | (800) 677-2714
 Email: mgen@engr.com
 Web: www.mgen.com
 Design Firm #184-003108

GROVE AVENUE
 PAVEMENT MARKING
 AND SIGNAGE PLAN
 SECTION 16-00141-00-BT
 CITY OF EFFINGHAM, ILLINOIS

File name: S:\2016\16006\dwg\Grove.dwg
 Plot date: 2/25/2021 13:49



LOCATION	THERMOPLASTIC PAVEMENT MARKING - LETTERS AND SYMBOLS	THERMOPLASTIC PAVEMENT MARKING - LINE 4"	MODIFIED URETHANE PAVEMENT MARKING - LETTERS AND SYMBOLS	MODIFIED URETHANE PAVEMENT MARKING - LINE 4"	SIGN PANEL - TYPE 1	TELESCOPING STEEL SIGN SUPPORT
	SQ FT	FOOT	SQ FT	FOOT	SQ FT	FOOT
Rt, Sta. 517+27.8 to Sta. 520+37.9		310				
Lt, Sta. 517+27.8 to Sta. 520+84.5		357				
Rt, Sta. 517+36.8	11.2					
Rt, Sta. 517+45.8					3.0	14
Lt, Sta. 518+07.8					4.3	15
Lt, Sta. 520+75.5	11.2					
Rt, Sta. 521+05.4 to Sta. 527+13.9				609		
Rt, Sta. 521+14.4			11.2			
Lt, Sta. 521+40.1 to Sta. 523+84.7				245		
Lt, Sta. 523+75.7			11.2			
Lt, Sta. 524+45.5 to Sta. 529+49.2				504		
Rt, Sta. 524+46.5			11.2			
Lt, Sta. 526+58.2			11.2			
Rt, Sta. 527+69.6 to Sta. 530+07.2				238		
Rt, Sta. 527+78.6			11.2			
Rt, Sta. 529+07.2					4.3	15
Lt, Sta. 529+40.2			11.2		3.0	14
TOTAL	22.4	667	67.2	1,596	14.6	58.0

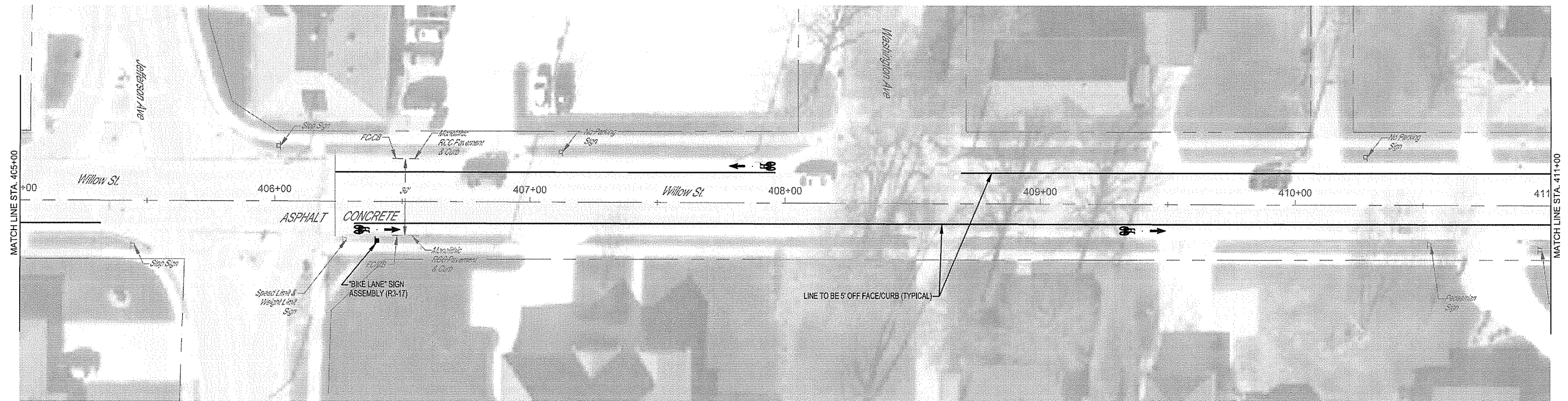
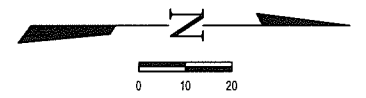
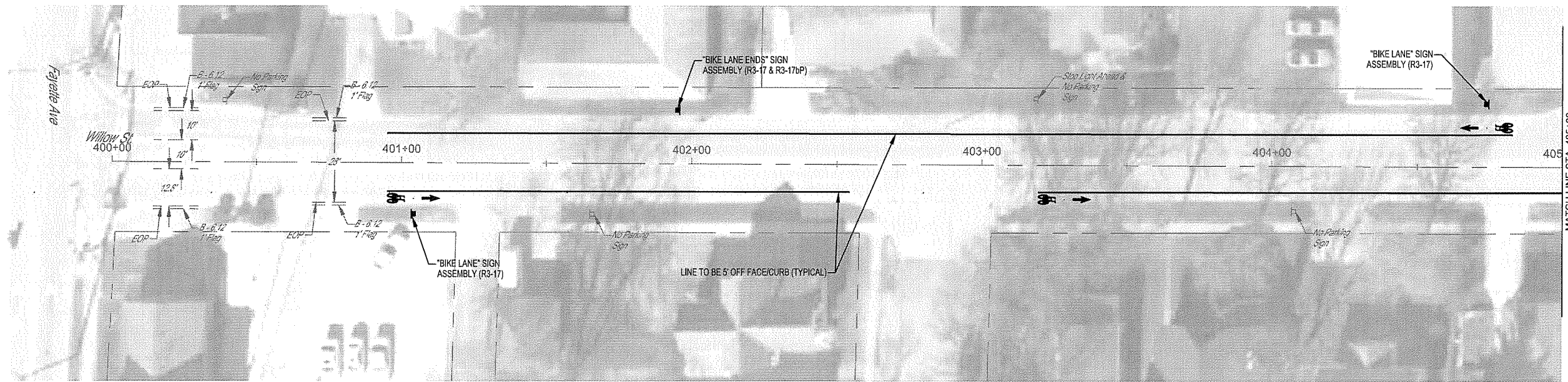
MILANO & GRUNLOH ENGINEERS, LLC
 114 W. WASHINGTON AVE. | PO BOX 897
 EFFINGHAM, IL 62401
 Phone: (217) 347-7262 | (800) 677-2714
 Email: mgeni@mgengineers.com
 Web: www.mgengineers.com
 Design Firm #184-003108

GROVE AVENUE
 PAVEMENT MARKING
 AND SIGNAGE PLAN
 SECTION 16-00141-00-BT
 CITY OF EFFINGHAM, ILLINOIS

File name: S:\2016\16006\dwg\Grove.dwg
 Plot date: 2/25/2021 13:49

ROUTE NO.	SECTION	COUNTY	TOTAL SHEETS	SHEET NO.
S.B.L.	16-00141-00-BT	EFFINGHAM	96	93
FED. ROAD DIST. NO. 7	ILLINOIS	FED. AID PROJECT:		

CONTRACT #95822



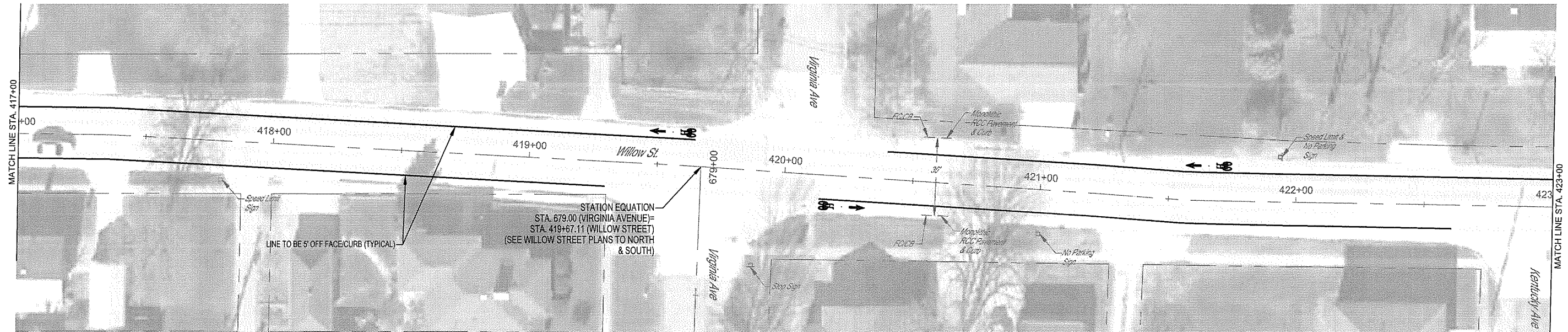
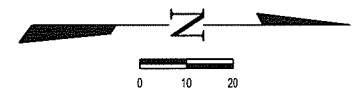
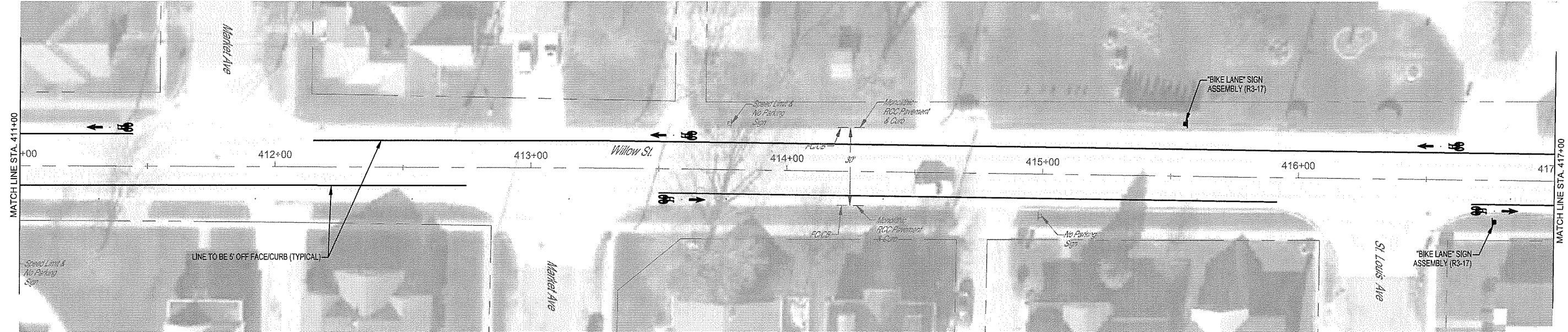
MILANO & GRUNLOH ENGINEERS, LLC
 114 W. WASHINGTON AVE. | PO BOX 897
 EFFINGHAM, IL 62401
 Phone: (217) 347-7262 | (800) 677-2714
 Email: mgen@engr.com | mgen@engr.com
 Web: www.mgen.com
 Design Firm #184-03106

WILLOW STREET
 PAVEMENT MARKING
 AND SIGNAGE PLAN
 SECTION 16-00141-00-BT
 CITY OF EFFINGHAM, ILLINOIS

File name: S:\2016\16006\dwg\Willow.dwg
 Plot date: 08/1/18 at 00:00

ROUTE NO.	SECTION	COUNTY	TOTAL SHEETS	SHEET NO.
S.B.L.	16-00141-00-BT	EFFINGHAM	96	94
FED. ROAD DIST. NO. 7	ILLINOIS	FED. AID PROJECT:		

CONTRACT #95822



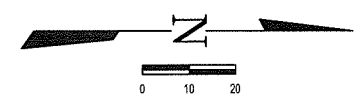
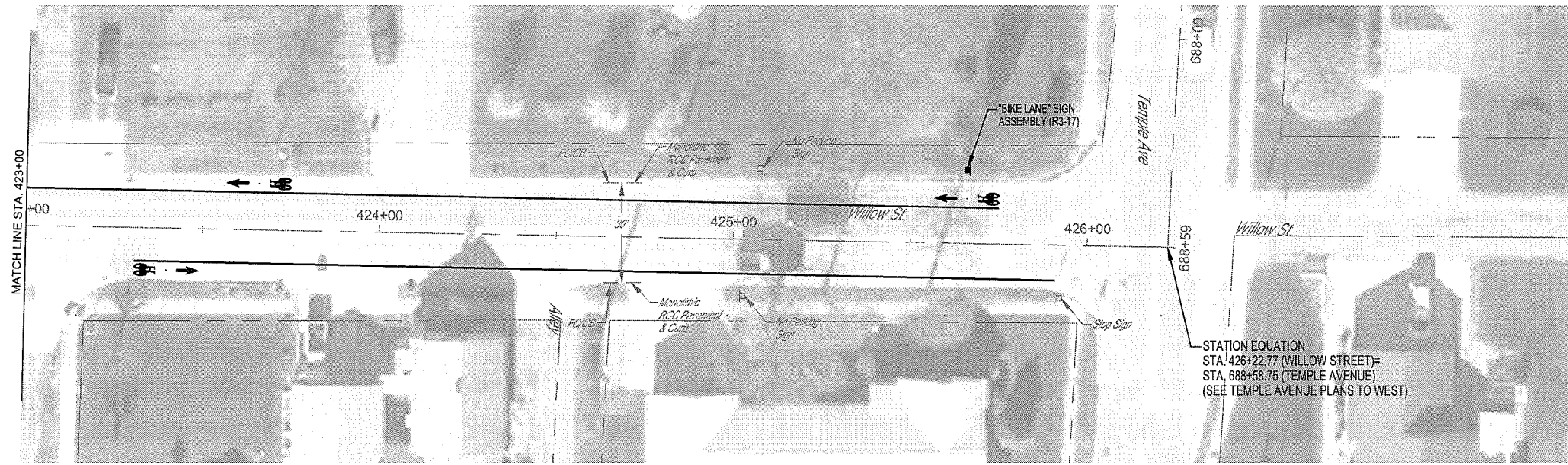
MILANO & GRUNLOH ENGINEERS, LLC
 114 W. WASHINGTON AVE. | PO BOX 897
 EFFINGHAM, IL 62401
 Phone: (217) 341-7262 | (800) 677-2714
 Email: mgen@engr.com | mgenengineers.com
 Web: www.mgenengineers.com
 Design Firm #184-003106

WILLOW STREET
 PAVEMENT MARKING
 AND SIGNAGE PLAN
 SECTION 16-00141-00-BT
 CITY OF EFFINGHAM, ILLINOIS

File name: S:\2016\16006\dwg\Willow.dwg
 Plot date: 08/18 at 00:00

ROUTE NO.	SECTION	COUNTY	TOTAL SHEETS	SHEET NO.
S&L F.A.	16-00141-00-BT	EFFINGHAM	96	95
FED. ROAD DIST. NO. 7		ILLINOIS	FED. AID PROJECT-	

CONTRACT #85822



LOCATION	THERMOPLASTIC PAVEMENT MARKING - LETTERS AND SYMBOLS	THERMOPLASTIC PAVEMENT MARKING - LINE 4"	MODIFIED URETHANE PAVEMENT MARKING - LETTERS AND SYMBOLS	MODIFIED URETHANE PAVEMENT MARKING - LINE 4"	SIGN PANEL - TYPE 1	TELESCOPING STEEL SIGN SUPPORT
	SQ FT	FOOT	SQ FT	FOOT	SQ FT	FOOT
Lt, Sta. 400+95.1 to Sta. 404+82.9		388				
Rt, Sta. 400+95.1 to Sta. 402+54.4		159				
Rt, Sta. 401+04.1	11.2				3.0	14
Lt, Sta. 401+95.1					4.3	15
Rt, Sta. 403+19.4 to Sta. 405+31.7		213				
Rt, Sta. 403+28.4	11.2					
Lt, Sta. 404+73.9	11.2				3.0	14
Lt, Sta. 406+23.7 to Sta. 407+96.2				173		
Rt, Sta. 406+31.1 to Sta. 412+74.7				644		
Rt, Sta. 406+40.1			11.2		3.0	14
Lt, Sta. 407+87.2			11.2			
Lt, Sta. 408+69.2 to Sta. 411+44.2				275		
Rt, Sta. 409+40.1			11.2			
Lt, Sta. 411+35.2			11.2			
Lt, Sta. 412+14.9 to Sta. 419+64.4				750		
Rt, Sta. 413+50.1 to Sta. 415+91.9				242		
Lt, Sta. 413+55.5			11.2			
Rt, Sta. 413+59.1			11.2			
Lt, Sta. 415+55.5					3.0	14
Lt, Sta. 416+55.5			11.2			
Rt, Sta. 416+67.7 to Sta. 419+29.9				262		
Rt, Sta. 416+76.7			11.2		3.0	14
Lt, Sta. 419+55.50			11.2			
Rt, Sta. 420+13.8 to Sta. 422+60.7				248		
Rt, Sta. 420+22.8			11.2			
Lt, Sta. 420+39.7 to Sta. 425+47.7				535		
Lt, Sta. 421+65.8			11.2			
Rt, Sta. 423+30.9 to Sta. 425+91.0				260		
Rt, Sta. 423+39.9			11.2			
Lt, Sta. 423+65.7			11.2			
Lt, Sta. 425+65.7			11.2		3.0	14
TOTAL	33.6	760	156.8	3,389	22.3	99.0

MILANO & GRUNLOH ENGINEERS, LLC
 114 W. WASHINGTON AVE. | PO BOX 897
 EFFINGHAM, IL 62401
 Phone: (217) 347-7262 | (815) 677-2714
 Email: mgeengineers@mgeengineers.com
 Web: www.mgeengineers.com
 Design Firm #184-003108

WILLOW STREET
 PAVEMENT MARKING
 AND SIGNAGE PLAN
 SECTION 16-00141-00-BT
 CITY OF EFFINGHAM, ILLINOIS

File name: S:\2016\16006\dwg\Willow.dwg
 Plot date: 08/18 at 00:00

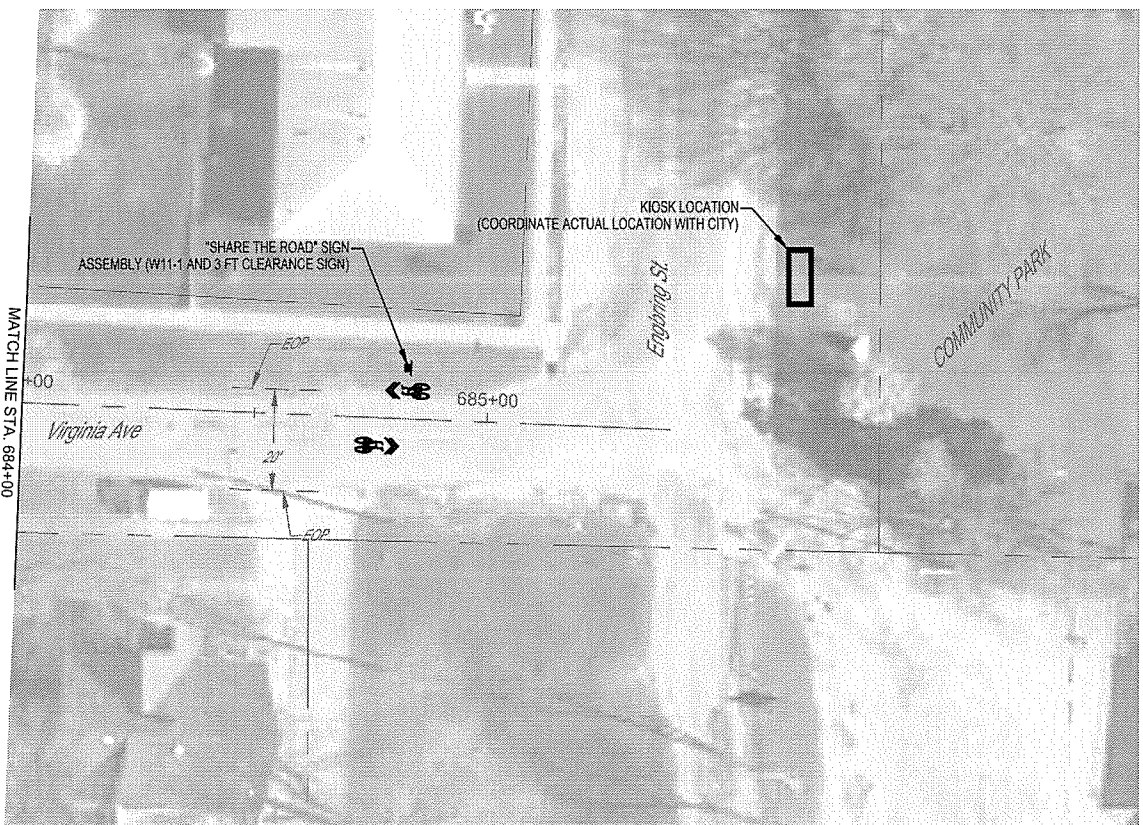
ROUTE NO.	SECTION	COUNTY	TOTAL SHEETS	SHEET NO.
S.B.L. F.A.	16-00141-00-BT	EFFINGHAM	96	96
FED. ROAD DIST. NO. 7	ILLINOIS	FED. AID PROJECT-		

CONTRACT #95822



STATION EQUATION
 STA. 679.00 (VIRGINIA AVENUE) =
 STA. 419+67.11 (WILLOW STREET)
 (SEE WILLOW STREET PLANS TO NORTH
 & SOUTH)

"SHARE THE ROAD" SIGN
 ASSEMBLY (W11-1 AND 3 FT CLEARANCE SIGN)



LOCATION	THERMOPLASTIC PAVEMENT MARKING - LETTERS AND SYMBOLS	SIGN PANEL - TYPE 1	TELESCOPING STEEL SIGN SUPPORT
	SQ FT	SQ FT	FOOT
Rt, Sta. 679+64.2		8.8	17
Rt, Sta. 679+76.6	8.0		
Lt, Sta. 681+75.0	8.0		
Rt, Sta. 682+26.6	8.0		
Lt, Sta. 683+05.7	8.0		
Rt, Sta. 684+76.6	8.0		
Lt, Sta. 684+82.8	8.0	8.8	17
TOTAL	48.0	17.6	34

MILANO & GRUNLOH ENGINEERS, LLC
 114 W. WASHINGTON AVE. | PO BOX 897
 EFFINGHAM, IL 62401
 Phone: (217) 347-7262 | (800) 677-2714
 Email: mgen@engr.com | mgen@engr.com
 Web: www.mgen.com
 Design Firm #184-003106

VIRGINIA AVENUE
 PAVEMENT MARKING
 AND SIGNAGE PLAN
 SECTION 16-00141-00-BT
 CITY OF EFFINGHAM, ILLINOIS

File name: S:\2016\16006\dwg\Virginia.dwg
 Plot date: 2/25/2021 13:49