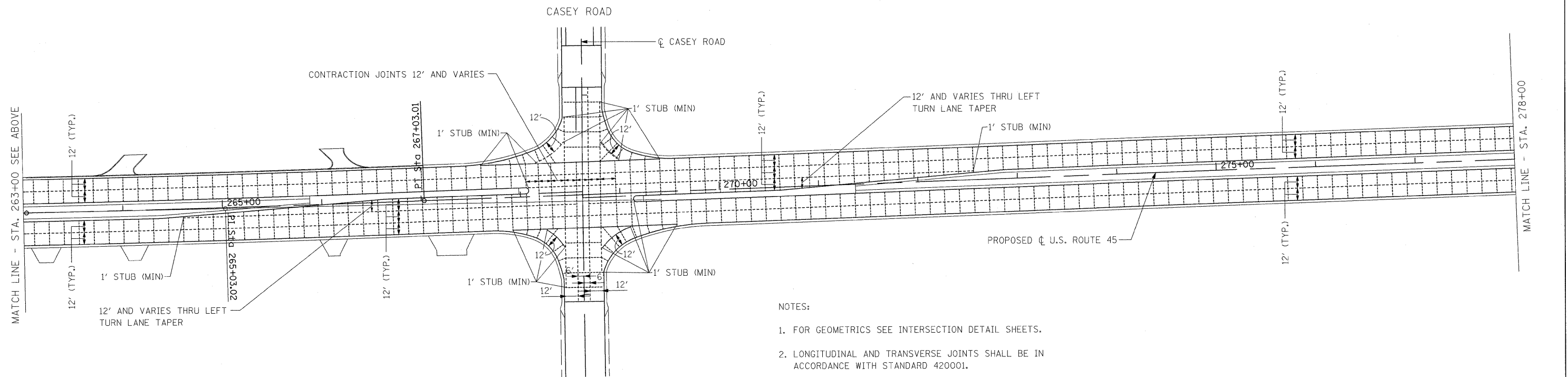
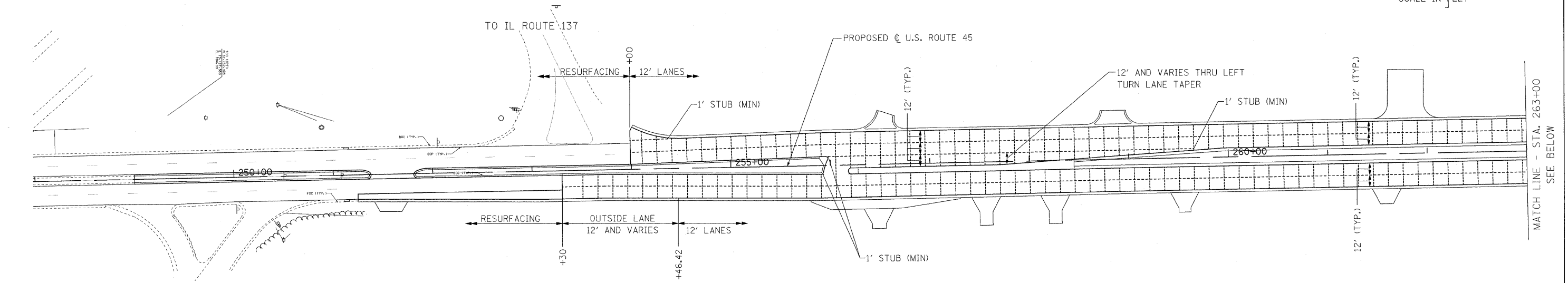
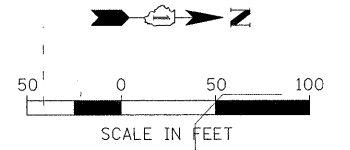


JOINT LEGEND

- SAWED CONTRACTION JOINT
- ===== SAWED LONGITUDINAL JOINT
- ===== EXPANSION JOINT



NOTES:

1. FOR GEOMETRICS SEE INTERSECTION DETAIL SHEETS.
2. LONGITUDINAL AND TRANSVERSE JOINTS SHALL BE IN ACCORDANCE WITH STANDARD 420001.
3. TWO LANE JOINTED PORTLAND CEMENT CONCRETE PAVEMENT SHALL BE IN ACCORDANCE WITH STANDARD 420101.
4. LONGITUDINAL JOINTS AT CONSTRUCTION JOINTS SHALL HAVE KEYWAYS.
5. CONTRACTION JOINT SPACING IS 15' UNLESS NOTED.
6. LONGITUDINAL JOINT SPACING IS 12' UNLESS NOTED.

FILE NAME =	USER NAME = #USER#	DESIGNED - MAP	REVISED -	STATE OF ILLINOIS DEPARTMENT OF TRANSPORTATION	PAVEMENT JOINT DETAILS	F.A.P. RTE.	SECTION	COUNTY	TOTAL SHEETS	SHEET NO.	
#FILE#		DRAWN - JRH	REVISED -			344	(46-1S&47)WRS-3	LAKE	176	86	
		CHECKED - JW	REVISED -			U.S. ROUTE 45 RECONSTRUCTION CONTRACT NO. 60957					
		DATE - 12-12-08	REVISED -			FED. ROAD DIST. NO. ILLINOIS FED. AID PROJECT					
					SCALE: 1"=50'	SHEET NO. 1 OF 3 SHEETS		STA. 253+30 TO STA. 278+00			