

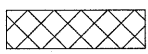








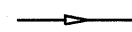

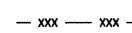


MATCH LINE STA. 3337+00

MATCH LINE STA. 3351+00

EROSION CONTROL LEGEND

	TEMPORARY EROSION CONTROL SEEDING AND EROSION CONTROL BLANKET		MANHOLE TO BE ADJUSTED
	TEMPORARY PAVEMENT		CATCH BASIN TO BE ADJUSTED WITH NEW TYPE 1 FRAME OPEN LID
	SEDIMENT CONTROL, SILT FENCE (SEE NOTE 2)		INLET TO BE ADJUSTED WITH NEW TYPE 1 FRAME OPEN LID
	DRAINAGE STRUCTURE TO BE CLEANED		PERMANENT DRAINAGE STRUCTURE NUMBER (SEE NOTE 5)
	INLET FILTER		PROPOSED STORM SEWER (SEE NOTE 5)
	CATCH BASIN TO BE ADJUSTED		TEMPORARY PIPE CULVERT
	INLET TO BE ADJUSTED		TEMPORARY CONSTRUCTION FENCE

NOTES

1. THE CONSTRUCTION LIMITS WILL BE STAKED BY THE ENGINEER PRIOR TO COMMENCING CONSTRUCTION. THE CONSTRUCTION LIMITS MAY BE ADJUSTED BY THE ENGINEER TO PRESERVE TREES AND NO ADDITIONAL COMPENSATION WILL BE PAID TO THE CONTRACTOR FOR CHANGED CONSTRUCTION LIMITS.

2. SEDIMENT CONTROL, SILT FENCE SHALL BE ERECTED ADJACENT TO R.O.W., EASEMENT, AND CONSTRUCTION LIMITS AND AS DIRECTED BY THE ENGINEER.

3. SEE LANDSCAPING PLANS FOR LANDSCAPING REQUIREMENTS.

4. SEE PRE-STAGE 1 CROSS SECTIONS FOR GRADING INFORMATION.

5. SEE PROPOSED DRAINAGE PLANS FOR STORM SEWER INFORMATION.

6. TEMPORARY CONNECTIONS OF TEMPORARY PIPE CULVERT SHALL NOT BE PAID FOR SEPARATELY, BUT SHALL BE CONSIDERED INCLUDED IN THE UNIT PRICE OF "PIPE CULVERT, CLASS C, TYPE 1 OF THE SIZE SPECIFIED, (TEMPORARY)".

TEMPORARY EROSION CONTROL SEEDING	EROSION CONTROL BLANKET	SEDIMENT CONTROL, SILT FENCE
(A) 6 LBS.	29 SQ. YDS.	1 STA. 3337+00 TO STA. 3337+38
(B) 29 LBS.	140 SQ. YDS.	4 STA. 3341+20 TO STA. 3341+59
(C) 20 LBS.	98 SQ. YDS.	5 STA. 3341+63 TO STA. 3342+54
(D) 12 LBS.	55 SQ. YDS.	6 STA. 3343+19 TO STA. 3344+57
(E) 10 LBS.	48 SQ. YDS.	9 STA. 3350+00 TO STA. 3351+00
(F) 18 LBS.	86 SQ. YDS.	
(G) 12 LBS.	58 SQ. YDS.	
(H) 16 LBS.	79 SQ. YDS.	
(I) 20 LBS.	97 SQ. YDS.	

TEMPORARY CONSTRUCTION FENCE

(2)	STA. 3337+52 TO STA. 3339+06
(3)	STA. 3339+67 TO STA. 3340+77
(7)	STA. 3344+78 TO STA. 3346+03
(8)	STA. 3348+93 TO STA. 3349+89

