







TEMPORARY CABLE DIAGRAM LEGEND

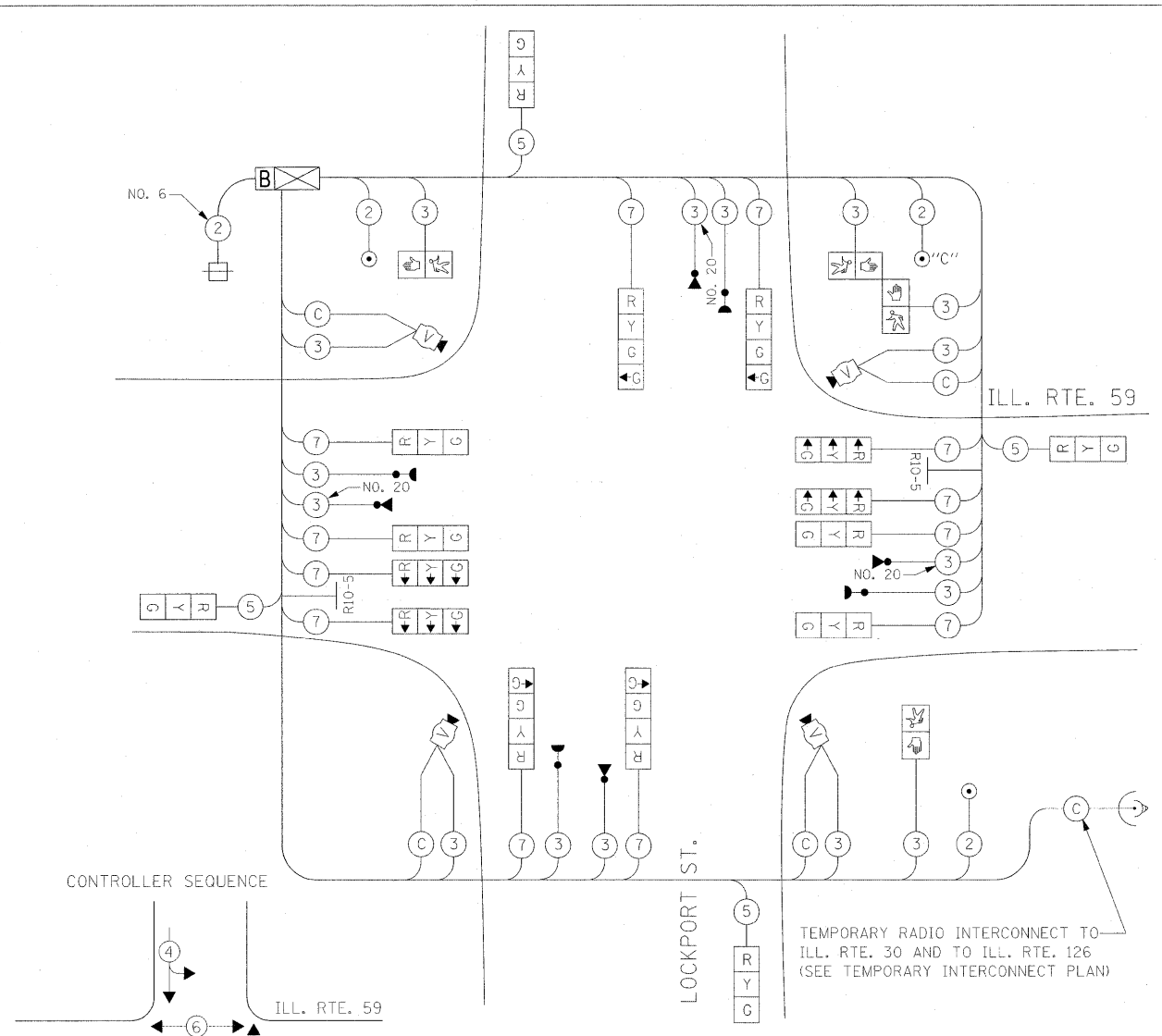
-  TEMPORARY TRAFFIC SIGNAL SECTION OR PEDESTRIAN SIGNAL SECTION 12" (300mm)
-  TEMPORARY CONTROLLER CABINET
-  TEMPORARY SERVICE INSTALLATION
-  INDICATES NUMBER OF CONDUCTORS IN CABLE. ALL CONDUCTORS TO BE NUMBER 14 AWG WIRE UNLESS OTHERWISE NOTED.
-  EMERGENCY VEHICLE LIGHT DETECTOR
-  CONFIRMATION BEACON
-  VEHICLE DETECTOR, INDUCTION LOOP
-  PEDESTRIAN PUSHBUTTON DETECTOR
-  12" (300mm) PEDESTRIAN SIGNAL SECTION
-  MICROWAVE VEHICLE SENSOR
-  VIDEO CAMERA ASSEMBLY
-  WIRELESS INTERCONNECT (ANTENNA)
-  UPS-BATTERY BACK-UP
-  NO LEFT TURN (R3-2) SIGN
-  LEFT TURN ON GREEN ARROW ONLY (R10-5) SIGN
-  R3-2 24"x24"
-  R10-5, 24" X 30"

PUSH-BUTTON NOTE:
PUSH-BUTTON "C" SHALL PLACE A CALL IN PHASES 6 AND 8

NOTE 1: THE ORIGINAL SIGNAL HEADS WESTBOUND DIRECTION OF TRAFFIC CAN BE DISCONNECTED AND BAGGED DURING THIS CONSTRUCTION STAGE AS SHOWN.

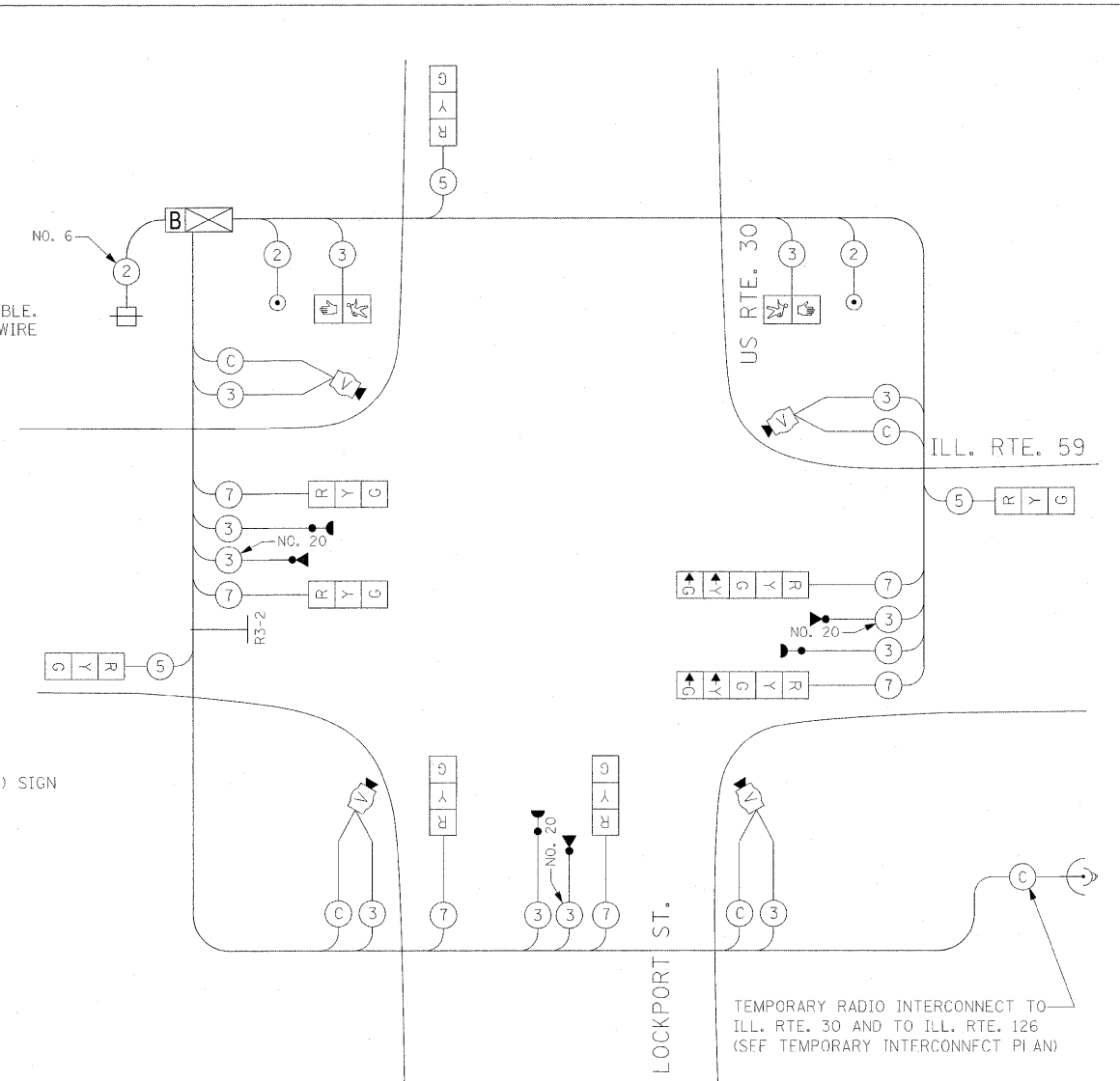
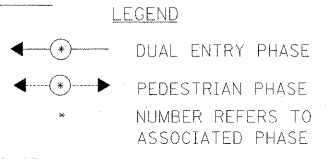
THE TRAFFIC SIGNAL WORK IN THIS CONTRACT SHALL BE COORDINATED WITH IDOT CONTRACT 62417.

THE TRAFFIC SIGNAL CONTROL EQUIPMENT FOR THIS PROJECT SHALL BE "ECONOLITE" TO MATCH THE EXISTING ADJACENT SYSTEM.

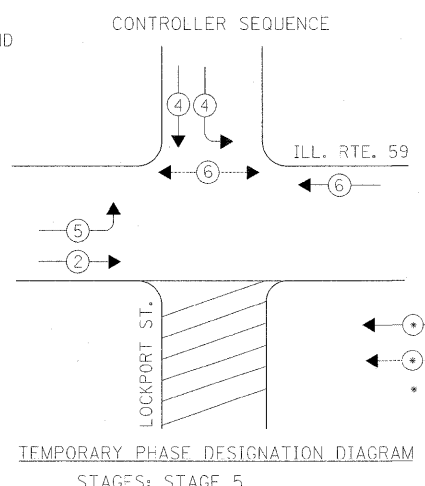


TEMPORARY CABLE PLAN
STAGES: STAGE 4 AND STATE 4A

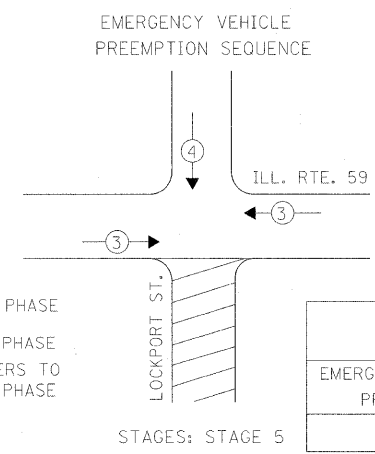
TEMPORARY PHASE DESIGNATION DIAGRAM
STAGES: STAGE 4 AND STATE 4A



TEMPORARY CABLE PLAN
STAGES: STAGE 5



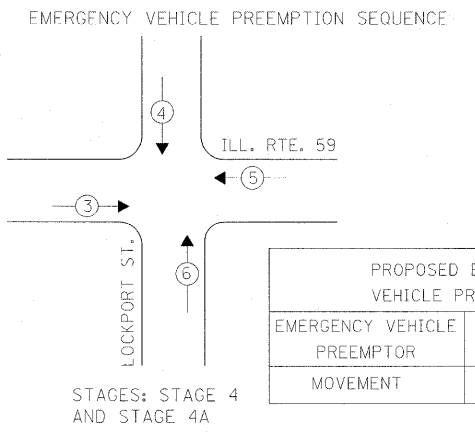
TEMPORARY PHASE DESIGNATION DIAGRAM
STAGES: STAGE 5



STAGES: STAGE 5

PROPOSED EMERGENCY VEHICLE PREEMPTORS			
EMERGENCY VEHICLE PREEMPTOR	3	4	5
MOVEMENT	↔	↓	↑

I.D.O.T. TRAFFIC SIGNAL INSTALLATION ELECTRICAL SERVICE REQUIREMENTS					
TYPE	NO LAMPS	WATTAGE		%OPERATION	TOTAL WATTAGE
SIGNAL (RED)	16	135	17	0.50	136.0
(YELLOW)	16	135	25	0.25	100.0
(GREEN)	20	135	15	0.25	75.0
ARROW		135	12	0.10	
PED. SIGNAL	4	90	25	1.00	100.0
CONTROLLER	1	100	100	1.00	100.0
ILLUM. SIGN				0.05	
FLASHER				0.50	
ENERGY COSTS TO:					TOTAL =
ILLINOIS DEPARTMENT OF TRANSPORTATION 201 WEST CENTER COURT SCHAUMBURG, ILLINOIS 60196-1096					511.0
ENERGY SUPPLY CONTACT: MR. DALE BALLINGER PHONE: (815) 724-5717 COMPANY: COMED					



STAGES: STAGE 4 AND STAGE 4A

PROPOSED EMERGENCY VEHICLE PREEMPTORS				
EMERGENCY VEHICLE PREEMPTOR	3	4	5	6
MOVEMENT	→	↓	←	↑

STATE OF ILLINOIS
DEPARTMENT OF TRANSPORTATION

TEMPORARY CABLE PLAN, PHASE DESIGNATION DIAGRAM, EMERGENCY VEHICLE PREEMPTION SEQUENCE ILLINOIS ROUTE 59 AT LOCKPORT STREET STAGE 4, STAGE 4A, STAGE 5 (SHEET 5 OF 6)	F.A. RTE. 338	SECTION 113 N-2	COUNTY WILL	TOTAL SHEETS NO. 260 188
SCALE: SHEET NO. 5 OF 6 SHEETS STA. TO STA.	CONTRACT NO. 60E73 FAP 338 (ILL. RTE. 59)			