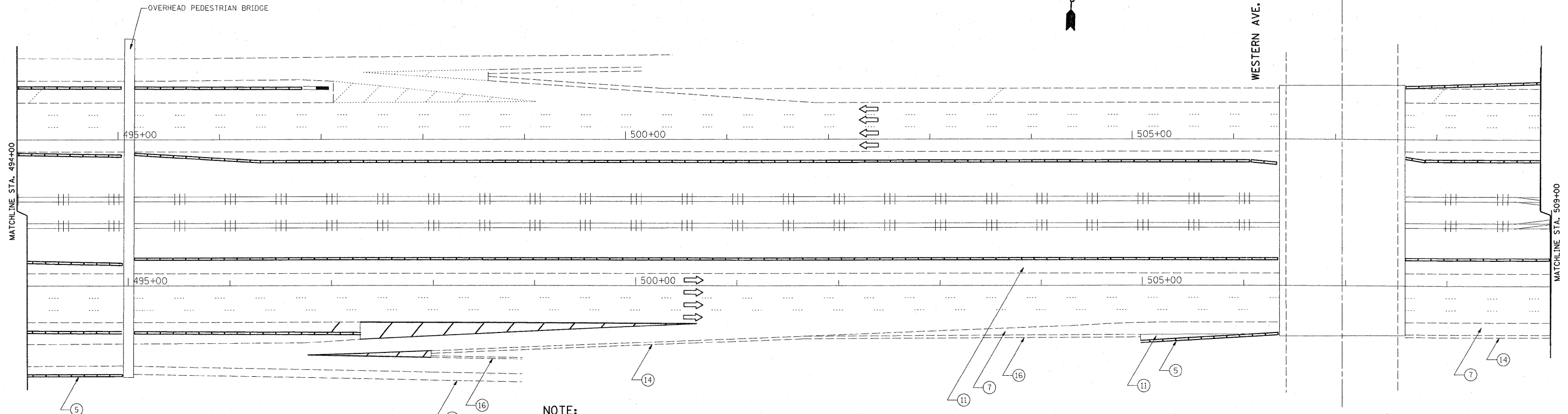
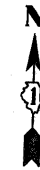


I-290
(EISENHOWER EXPWY)



NOTE:

SLURRY SEAL (SEAL COAT) SHALL ONLY BE APPLIED IN THE INSIDE AND OUTSIDE HMA SHOULDERS OF THE EASTBOUND LANES ONLY.
 SLURRY SEAL SHALL NOT BE APPLIED ON PCC SHOULDERS, IT SHALL BE OMITTED INSTEAD.
 THE RESIDENT ENGINEER SHALL CONTACT MR. DON CHIARUGI, AREA TRAFFIC ENGINEER AT (847) 741 9857 AT LEAST (2) WEEKS PRIOR TO PLACING ANY PAVEMENT MARKINGS.

NOTE:

INSIDE HMA SHOULDER (EASTBOUND):

FROM STA. 104+70 TO STA. 122+21
 FROM STA. 125+08 TO STA. 143+50
 FROM STA. 169+30 TO STA. 273+96
 FROM STA. 596+13 TO STA. 619+64

INSIDE PCC SHOULDER (EASTBOUND):

FROM STA. 23+66 TO STA. 104+70
 FROM STA. 122+21 TO STA. 125+08
 FROM STA. 143+50 TO STA. 169+30
 FROM STA. 276+96 TO STA. 596+13

OUTSIDE HMA SHOULDER (EASTBOUND):

FROM STA. 23+66 TO STA. 111+05
 FROM STA. 120+55 TO STA. 121+85
 FROM STA. 137+84 TO STA. 164+37
 FROM STA. 281+66 TO STA. 619+64

OUTSIDE PCC SHOULDER (EASTBOUND):

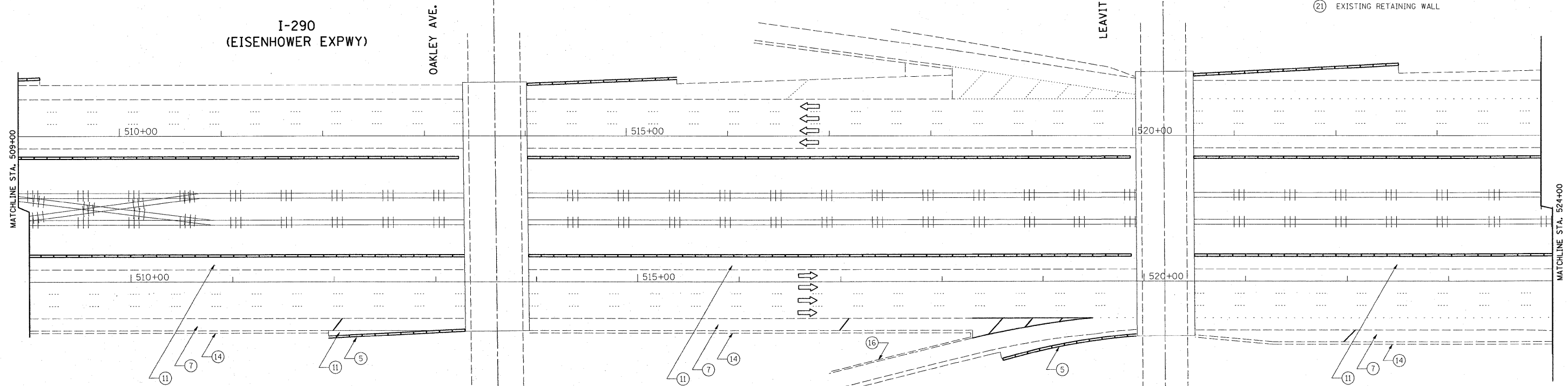
FROM STA. 111+05 TO STA. 120+55
 FROM STA. 121+85 TO STA. 137+84
 FROM STA. 164+37 TO STA. 281+66

LEGEND

- ⑤ EXISTING SINGLE FACE CONCRETE BARRIER WALL
- ⑦ EXISTING HMA SHOULDER
- ⑪ EXISTING P.C.C. SHOULDER
- ⑭ EXISTING COMB. CONC. CURB AND GUTTER TYPE B-6.24
- ⑯ EXISTING COMB. CONC. CURB AND GUTTER TYPE B-6.12
- ⑰ EXISTING RETAINING WALL



I-290
(EISENHOWER EXPWY)



FILE NAME = c:\pwwork\pwwid01\GALBANNB\dms88502\sh	USER NAME = galbannb pwwid01.dgn	DESIGNED - DRAWN -	REVISED - REVISED -	STATE OF ILLINOIS DEPARTMENT OF TRANSPORTATION	I-290 (EISENHOWER EXPWY) 25th AVE. - I-9094 ROADWAY PLAN			F.A.I. RTE. 290	SECTION 2008-055 I	COUNTY COOK	TOTAL SHEETS 33	SHEET NO. 22
PLOT SCALE = 50.0000' / IN.					CHECKED -	SCALE: 1"=50'	SHEET NO. OF SHEETS	STA. TO STA.	FED. ROAD DIST. NO. 1 [ILLINOIS] FED. AID PROJECT			
PLOT DATE = 12/19/2008					DATE -				CONTRACT NO. 60F10			
					REVISED -							