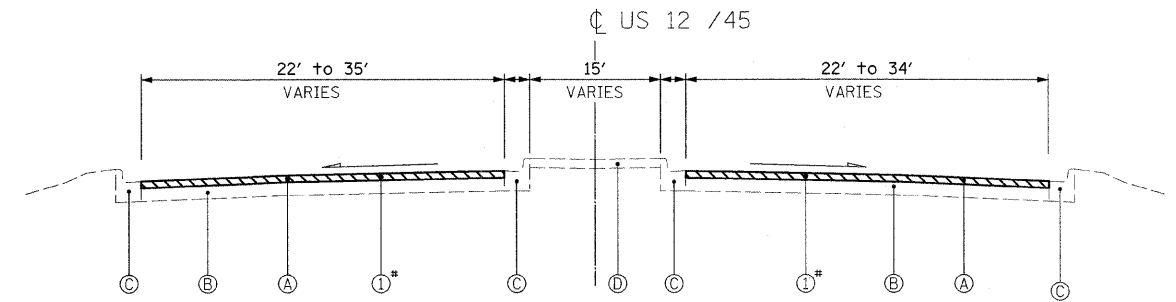
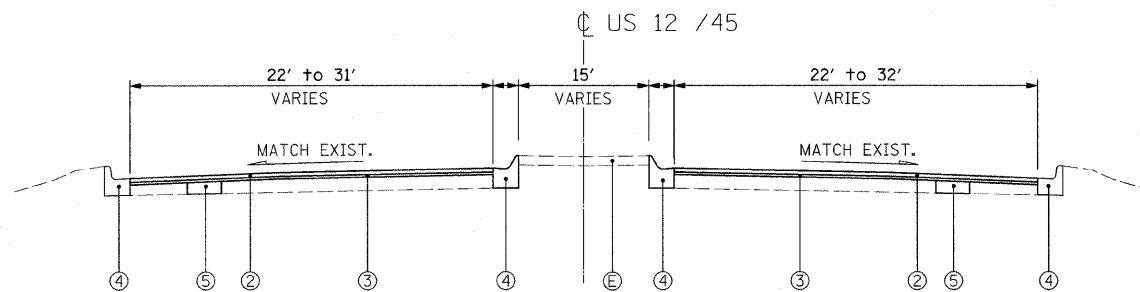


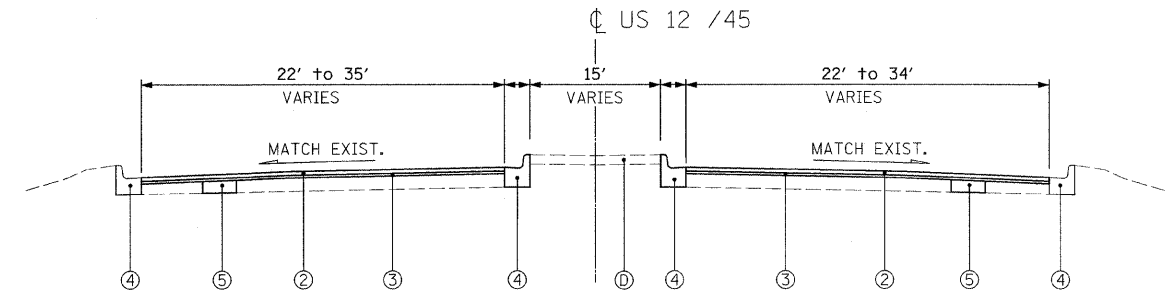
EXISTING TYPICAL SECTION
STA. 01+75 TO STA. 29+12
STA. 32+63 TO STA. 66+30



EXISTING TYPICAL SECTION
STA. 29+12 TO STA. 32+63



PROPOSED TYPICAL SECTION
STA. 01+75 TO STA. 29+12
STA. 32+63 TO STA. 66+30



PROPOSED TYPICAL SECTION
STA. 29+12 TO STA. 32+63

EXISTING CONDITIONS:

- (A) HOT-MIX ASPHALT SURFACE AND BINDER COURSE, 5" AND VARIES
- (B) PORTLAND CEMENT CONCRETE BASE COURSE, 10"
- (C) COMBINATION CONCRETE CURB AND GUTTER
- (D) RAISED CONCRETE MEDIAN
- (E) MOUNTABLE HMA MEDIAN

PROPOSED IMPROVEMENTS:

- (1) HOT-MIX ASPHALT SURFACE REMOVAL, 2 1/4"
- (2) HOT-MIX ASPHALT SURFACE COURSE, MIX "D", N70, 1 1/2"
- (3) POLYMERIZED LEVELING BINDER (MACHINE METHOD), IL-4.75, N50, 3/4"
- (4) COMBINATION CONCRETE CURB AND GUTTER REMOVAL AND REPLACEMENT (AS DIRECTED BY ENGINEER)
- (5) CLASS D PATCHES, 13" (DETERMINED BY ENGINEER IN FIELD)

* THE CONTRACTOR SHALL MILL FIRST BEFORE PATCHING

HOT-MIX ASPHALT MIXTURE REQUIREMENTS CHART

| OPERATIONS | MIXTURE TYPE | AC TYPE | PERCENT AIR VOIDS |
|---------------------|--|----------------------|-------------------|
| ROADWAY RESURFACING | HOT-MIX ASPHALT SURFACE COURSE, MIX "D", N70 (IL-9.5MM) | PG 64-22 | 4% @ 70 GYR |
| | POLYMERIZED LEVELING BINDER (MACHINE METHOD), IL-4.75, N50 | SBS/SBR PG 76-28/-22 | 4% @ 50 GYR |
| | LEVELING BINDER (HAND METHOD), N70 (IL-9.5MM) | PG 64-22 * | 4% @ 70 GYR |
| PAVEMENT PATCHING | CLASS D PATCHES, 13" (HMA BINDER IL-19 MM) | PG 64-22 * | 4% @ 70 GYR |

THE UNIT WEIGHT USED TO CALCULATE ALL HMA SURFACE MIXTURE QUANTITIES IS 112 LBS/SQ YD/IN.

* WHEN RAP EXCEEDS 20%, THE NEW ASPHALT BINDER IN THE MIX SHALL BE PG 58-22.

FILE NAME = m:\proj\3329\3329_46\design\proposed\plan\3329_46-04-1\plan1_Section.dgn



Ciorba Group, Inc.
CONSULTING ENGINEERS
5507 North Cumberland Avenue, Suite 402
Chicago, Illinois 60656
Tel. 773.775.4009 Fax 773.775.4014

| | | |
|-------------------------------|---------------|-----------|
| USER NAME = mready | DESIGNED MWR | REVISED - |
| PLOT SCALE = 5,0000' / 1" IN. | DRAWN MWR | REVISED - |
| PLOT DATE = 2/4/2009 | CHECKED WBL | REVISED - |
| | DATE 2/4/2009 | REVISED - |

**STATE OF ILLINOIS
DEPARTMENT OF TRANSPORTATION**

**US 12 /45
PROSPECT AVENUE TO WALNUT AVENUE
TYPICAL SECTIONS**

SCALE: SHEET NO. OF SHEETS STA. TO STA.

| | | | | |
|---|--------------------|-------------|--------------------|-------------|
| F.A.P. RTE. 330 | SECTION 465 X-RS-2 | COUNTY COOK | TOTAL SHEETS 18 | SHEET NO. 4 |
| FED. ROAD DIST. NO. 1 (ILLINOIS) FED. AID PROJECT | | | CONTRACT NO. 60F24 | |