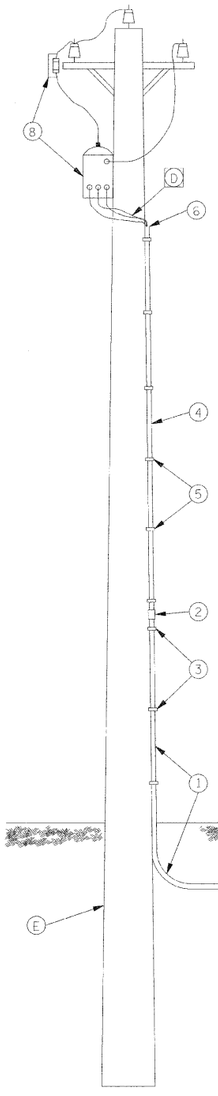

CONTRACTOR SHALL FURNISH AND INSTALL

- (A) CONTROL CABINET - INCLUDING FOUNDATION AND METER CABINET WITH CONNECTION DEVICES, WIRES, AND FITTINGS
- (B) CONDUIT IN TRENCH- 2" DIA.
- (C) CONDUIT PUSHED- 2" DIA.
- (D) ELECTRIC CABLE- CABLES FROM INSIDE THE METER BOX TO TOP OF CONDUIT AND ENOUGH CABLE FOR THE CONNECTION TO THE TRANSFORMER
- (F) ELECTRIC SREVICE CONNECTION: "ELECTRIC UTILITY SERVICE CONNECTION" APPLIES TO THOSE FACILITIES REQUIRED IN ADDITION TO WHAT IS DETERMINED BY AGREEMENT WITH COMED TO BE A NORMAL INSTALLATION. SUCH FACILITIES WILL BE PAID FOR AS "ELECTRICAL UTILITY SERVICE CONNECTION" AS SPECIFIED IN THE SPECIAL PROVISIONS.
- (1) CONDUIT- 2" DIA., ONE 10' SECTION AND ONE 90 DEGREE ELBOW
- (2) OUTDOOR ADAPTER COUPLING FOR METALLIC TO NON-METALLIC CONDUIT
- (3) GALVANIZED CONDUIT STRAPS AND LAG SCREWS
- (4) 2" DIA. NON-METALLIC, RIGID CONDUIT
- (5) GALVANIZED CONDUIT STRAPS AND LAG SCREWS
- (6) WEATHERPROOF SERVICE HEAD

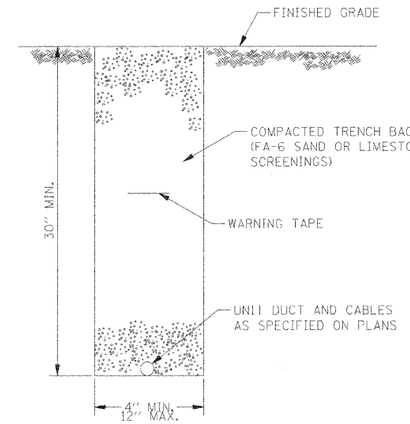

NOTES:

1. WHEN PLACED INTO SERVICE, CONDUIT SHALL BE SEALED WITH CONDUIT DUCT SEAL COMPOUND AT EACH END.
2. 6" WIDE REINFORCED METALLIC WARNING TAPE WITH RED AND BLACK LETTERING TO READ "CAUTION- ELECTRICAL LINE BURIED BELOW." WARNING TAPE TO BE PLACED 1' MINIMUM TO 2' MAXIMUM BELOW FINISHED GRADE.
3. ALL TURF AREAS DISTURBED DURING CONSTRUCTION SHALL BE RESTORED WITH 4" OF TOPSOIL AND SOD, INCLUDED IN THE COST OF TRENCH AND BACKFILL FOR ELECTRICAL WORK.

TYPICAL CONDUIT TRENCH DETAIL

NOT TO SCALE

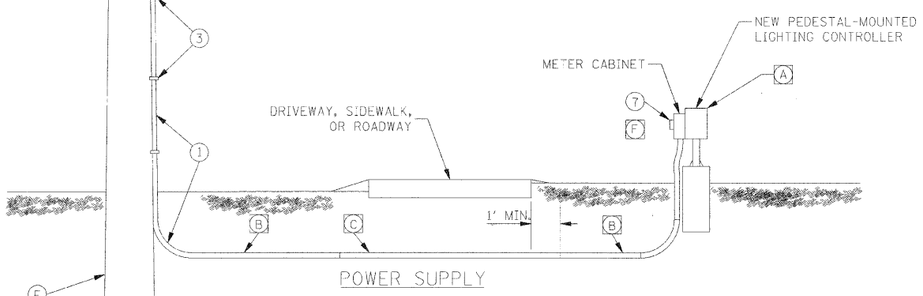

POWER SUPPLY

COMED SHALL FURNISH AND INSTALL AT NO COST TO THE CONTRACT

- (F) SERVICE POLE (EXISTING)
- (7) METER ON CONTROL CABINET AS PART OF SERVICE INSTALLATION
- (8) SERVICE POLE INSTALLATION: TRANSFORMER, CUT-OUT SWITCH, LIGHTING ARRESTER, GROUNDING EQUIPMENT, INSULATORS, WIRES, POLE, MAST ARM, HARDWARE, AND ANY OTHER EQUIPMENT AND LABOR DEEMED NECESSARY.

- [ ] INDICATES PAY ITEM
- ( ) INDICATES WORK INCLUDED IN ELECTRIC SERVICE INSTALLATION PAY ITEM

NOTE:

SERVICE INSTALLATION SHALL BE COORDINATED WITH COMED PRIOR TO THE START OF CONSTRUCTION. ANY AND ALL COMED REQUIREMENTS SHALL BE INCLUDED.

SERVICE POLE INSTALLATION

NOT TO SCALE

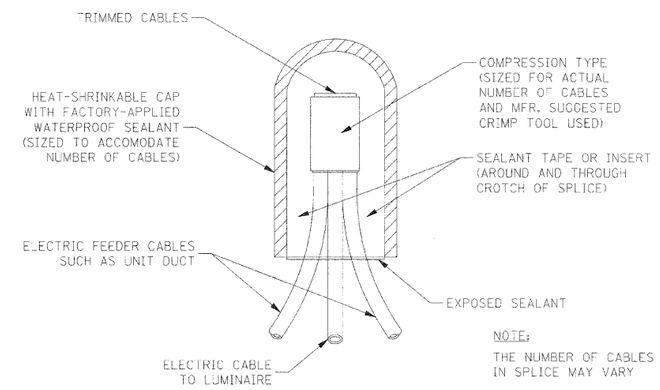

NOTE:

THE NUMBER OF CABLES IN SPLICE MAY VARY

SPLICING ELECTRIC CABLES BASIC MATERIALS & METHODS

NOT TO SCALE

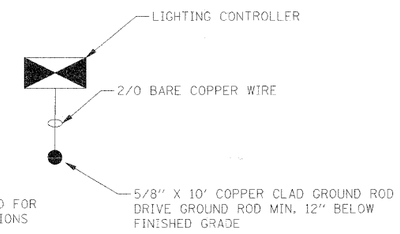

NOTE:

USE EXOTHERMIC WELD FOR ALL GROUND CONNECTIONS

GROUND FIELD DETAIL

NOT TO SCALE

FILE NAME = $FILEL$	USER NAME = $USER$	DESIGNED - FEI	REVISED -	STATE OF ILLINOIS DEPARTMENT OF TRANSPORTATION	ELECTRICAL DETAILS	F.A.U RTE.	SECTION	COUNTY	TOTAL SHEETS / SHEET NO.
		DRAWN - TMC	REVISED -			3003	00-00084-00-PV	DUPAGE	112 / 69
	PLOT SCALE = $SCALE$	CHECKED - MAR	REVISED -			BLACKHAWK DR RECONSTRUCTION		CONTRACT NO. 63121	
	PLOT DATE = $DATE$	DATE - 01/02/09	REVISED -		SCALE: NONE / SHEET NO. 2 OF 3 SHEETS / STA. TO STA.	FED. ROAD DIST. NO. 1	ILLINOIS	FED. AID PROJECT	