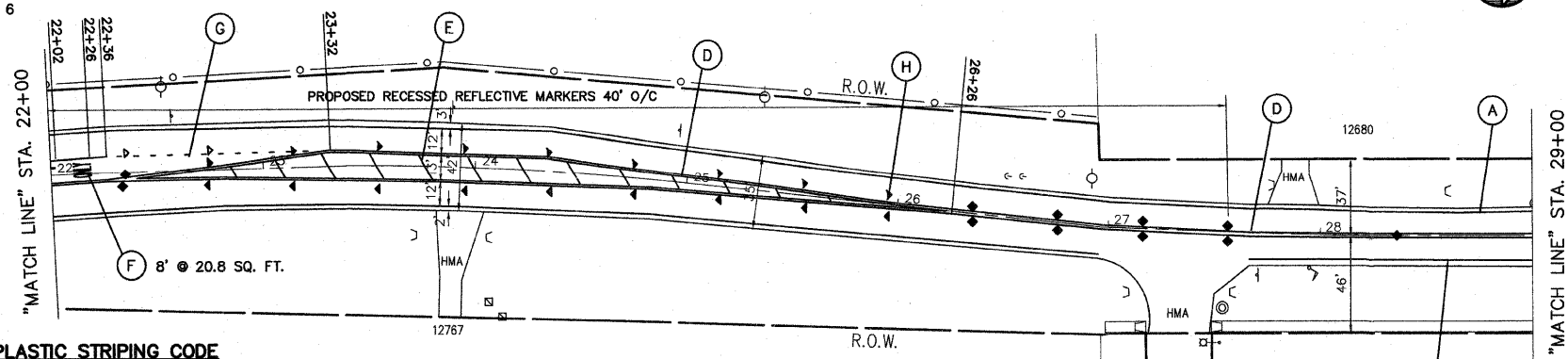


FAU RTE	SECTION	COUNTY	TOTAL SHEETS	SHEET NO.
FAU 1024	08-00040-00-RS	COOK	12	7
F.H.W.A. REG.	ILLINOIS	PROJECT	M-8003(975)	

CONTRACT NO. 63136

FOR CONTINUATION
SEE SHEET 6



FOR CONTINUATION
SEE BELOW LEFT

THERMOPLASTIC STRIPING CODE

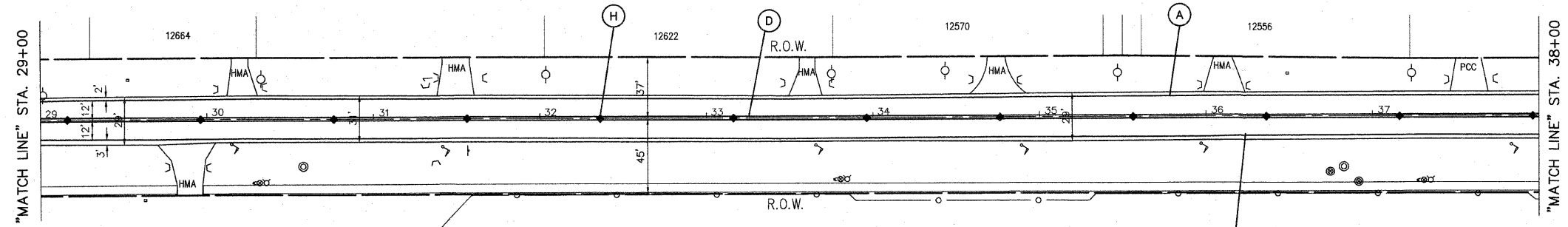
- (A) PROPOSED SOLID WHITE THERMOPLASTIC PAVEMENT MARKING - LINE 4" (EDGE LINE)
 - (B) PROPOSED SOLID WHITE THERMOPLASTIC PAVEMENT MARKING - LINE 6" (LANE LINE)
 - (C) PROPOSED SOLID WHITE THERMOPLASTIC PAVEMENT MARKING - LINE 24" (STOP BAR)
 - (D) PROPOSED DOUBLE SOLID YELLOW THERMOPLASTIC PAVEMENT MARKING - CENTER LINE 4", 11" O/C
 - (E) PROPOSED SOLID YELLOW THERMOPLASTIC PAVEMENT MARKING - LINE 12" (DIAGONALS)
 - (F) PROPOSED SOLID WHITE THERMOPLASTIC PAVEMENT MARKING - LETTERS & SYMBOLS
 - (G) PROPOSED SOLID WHITE THERMOPLASTIC PAVEMENT MARKING - LINE 6" - 2' DASH, 6' SKIP (LANE LINE)
 - (H) PROPOSED RECESSED REFLECTIVE PAVEMENT MARKERS - 80' O/C OR AS SHOWN
- ◆ TWO-WAY AMBER MARKER
 - ▶ ONE-WAY AMBER MARKER
 - ▷ ONE-WAY CRYSTAL MARKER

DERBY ROAD

RUFFLED FEATHER DR. (NORTH)

PROPOSED DOUBLE SOLID YELLOW THERMOPLASTIC PAVEMENT MARKING - CENTER LINE 4", 11" O/C (NOTE: (D)) IS MEASURED PER LINE. TOTAL QUANTITY AND PAYMENT LENGTH IS FOR EACH LINEAR FOOT OF SINGLE 4" STRIPE INSTALLED.

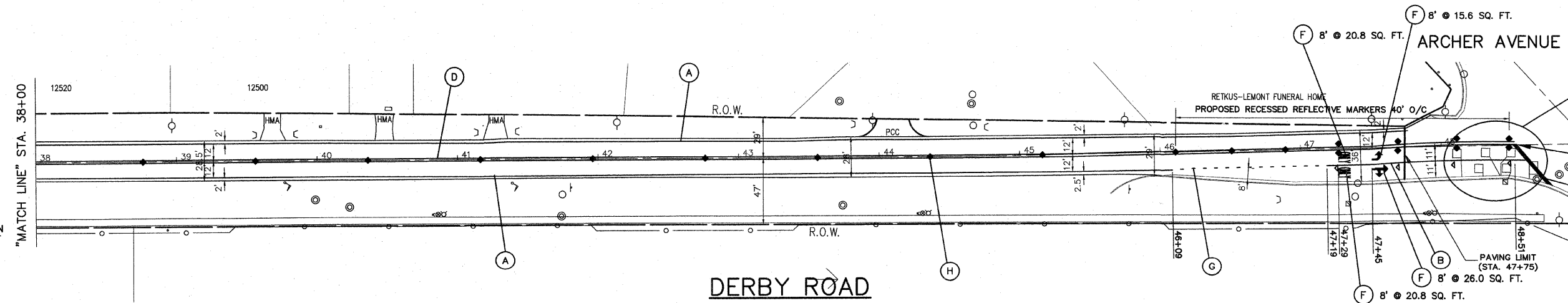
FOR CONTINUATION
SEE ABOVE RIGHT



FOR CONTINUATION
SEE BELOW LEFT

DERBY ROAD

FOR CONTINUATION
SEE ABOVE RIGHT



IMPORTANT!
FULL SIZE PLANS HAVE BEEN PREPARED USING STANDARD ENGINEERING SCALES. REDUCED SIZED PLANS WILL NOT CONFORM TO STANDARD SCALES INDICATED IN TITLE BLOCK.

DERBY ROAD
CONTRACT ENDS
AT STA. 48+55

REVISIONS			
NO.	BY	DATE	DESCRIPTION
1	THK	1-16-09	PER I.D.O.T. REVIEW
2	THK	1-28-09	PER I.D.O.T. REVIEW

STRIPING PLAN
DERBY ROAD -
STA. 22+00 to
ARCHER AVENUE

PROJECT NO. 05471	SCALE 1"=40'	SHEET 7 OF 12 SHEETS
DRAWN/DESIGNED JEP/THK	DATE DEC., 2008	
CHECKED/APPROVED JFP/JLC	FIELD BOOK NO. FILE	