

**GENERAL NOTES**

Reinforcement bars shall conform to the requirements of ASTM A 706 Gr. 60. See Special Provisions.

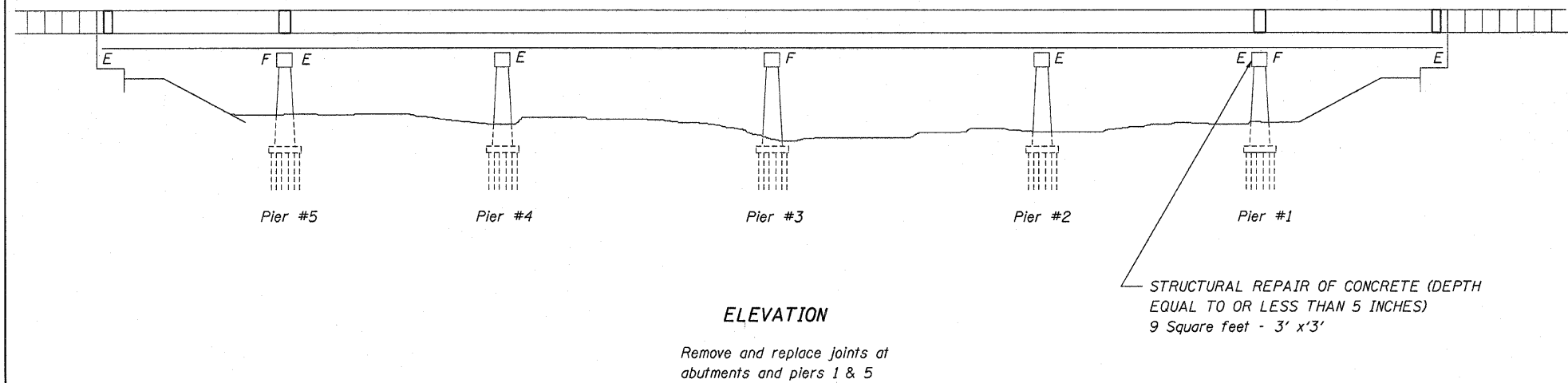
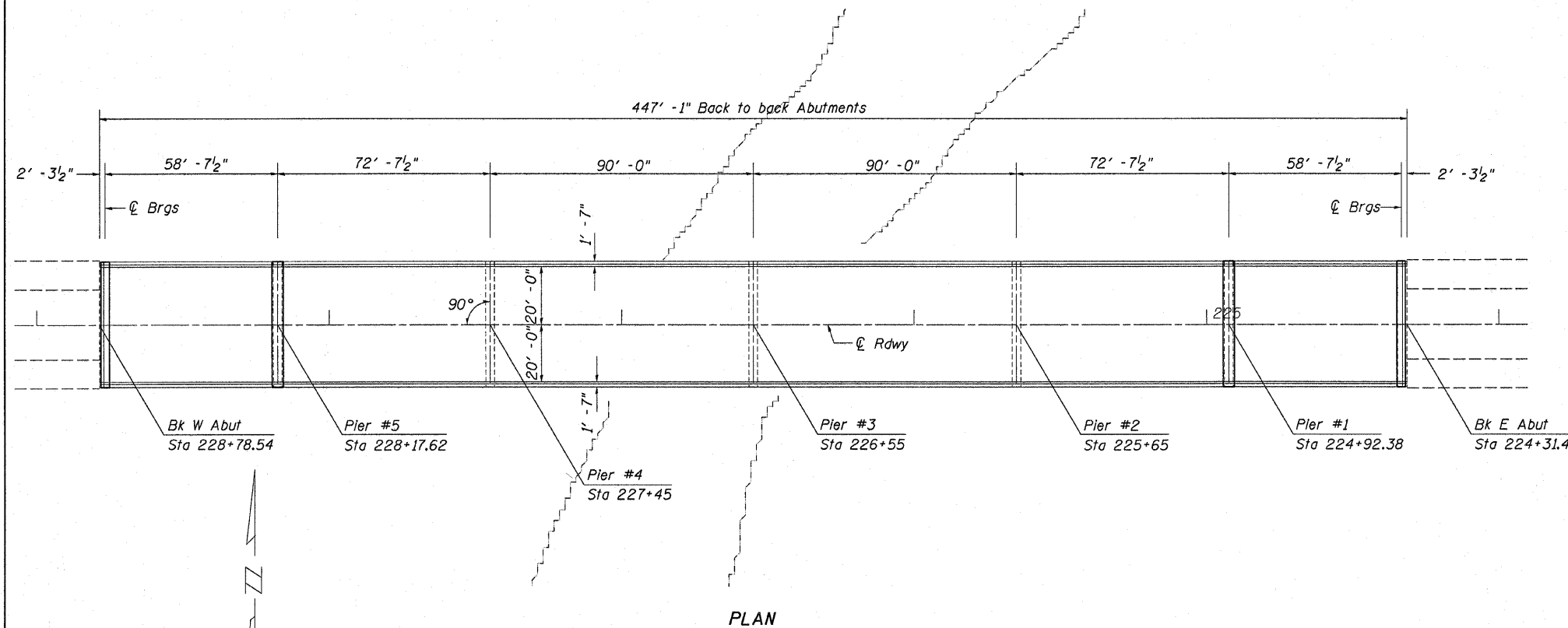
Reinforcement bars designated (E) shall be epoxy coated.

Plan dimensions and details relative to existing plans are subject to nominal construction variations. The Contractor shall field verify existing dimensions and details affecting new construction and make necessary approved adjustments prior to construction or ordering of materials. Such variations shall not be cause for additional compensation for a change in the scope of the work; however, the Contractor will be paid for the quantity actually furnished at the unit price bid for the work.

Prior to pouring the new concrete deck, all heavy or loose rust, loose mill scale, and other loose or potentially detrimental foreign material shall be removed from the surfaces in contact with concrete. Tightly adhered paint may remain unless otherwise noted. Removal shall be accomplished by methods that will not damage the steel and the cost of this work will be included in the pay item covering removal of existing concrete.

Existing reinforcement bars extending into the removal area shall be cleaned, straightened and incorporated into the new construction. Any reinforcement bars that are damaged during concrete removal shall be replaced with an approved bar splicer or anchorage system. Cost included with Concrete Removal


Joint openings shall be adjusted according to Article 520.04 of the Standard Specifications when the deck is poured at an ambient temperature other than 50° F.



**TOTAL BILL OF MATERIALS**

ITEM	UNIT	QUANTITY
CONCRETE REMOVAL	CU YD	18.9
CONCRETE SUPERSTRUCTURE	CU YD	18.9
REINFORCEMENT BARS, EPOXY COATED	POUND	2330
PREFORMED JOINT STRIP SEAL	FOOT	170
BAR SPLICERS	EACH	38
REM REIN T B TERM T6	EACH	4
STR REP CON DP = < 5	SQ FT	9

**GENERAL PLAN & ELEVATION  
US 30 OVER ELKHORN CREEK  
FAS 1197 (US 30)  
SECTION (110BR-1)M-1  
WHITESIDE COUNTY  
STRUCTURE NUMBER 098-0033**



FILE NAME =	USER NAME = linkdj	DESIGNED -	REVISED -	<b>STATE OF ILLINOIS DEPARTMENT OF TRANSPORTATION</b>	<b>GENERAL PLAN &amp; ELEVATION</b>	F.A.S. RTE.	SECTION	COUNTY	TOTAL SHEETS	SHEET NO.
D:\BR\CADD\plans\Whiteside County\0980033.dgn		DRAWN -	REVISED -			1197	(110BR-1)M-1	Whiteside	13	6
PLOT SCALE = 50.0000' / IN.		CHECKED -	REVISED -			CONTRACT NO. 64E91				
PLOT DATE = Wed Jan 28 09:00:42 2009		DATE -	REVISED -			FED. ROAD DIST. NO. [ ] ILLINOIS FED. AID PROJECT				