

F.A.P. RTE.	SECTION	COUNTY	TOTAL SHEETS	SHEET NO.
310	60-15-2 60-15HB-2	MADISON	272	2
STA.		TO STA.		
FED. ROAD DIST. NO.	ILLINOIS	FED. AID PROJECT		
CONTRACT NO. 76624				

IDOT HIGHWAY STANDARDS








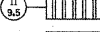





- 000001-01 STANDARD SYMBOLS, ABBREVIATIONS, AND PATTERNS
- 001001-02 AREAS OF REINFORCEMENT BARS
- 202001-01 EARTH MEDIAN DITCH CHECK
- 280001-04 TEMPORARY EROSION CONTROL SYSTEMS
- 442201-03 CLASS C AND D PATCHES
- 482001-02 HOT-MIX ASPHALT SHOULDER ADJACENT TO FLEXIBLE PAVEMENT

- 515001-03 NAME PLATE FOR BRIDGES
- 542121-02 REINFORCED CONCRETE END SECTIONS FOR MULTIPLE (2 & 3) PIPE CULVERTS
1050 mm (42") THRU 1500 mm (60") DIAMETER AT RIGHT ANGLES WITH ROADWAY
- 542301-02 PRECAST REINFORCED CONCRETE FLARED END SECTION
- 542311-01 GRATING FOR CONCRETE FLARED END SECTION FOR 600 mm (24") THRU 1300 mm (54") PIPE
- 601101-01 CONCRETE HEADWALL FOR PIPE DRAIN
- 606001-04 CONCRETE CURB AND COMBINATION CONCRETE CURB AND GUTTER
- 606301-04 PC CONCRETE ISLANDS AND MEDIANS
- 635001-01 DELINEATORS
- 666001-01 RIGHT-OF-WAY MARKERS
- 667101-01 PERMANENT SURVEY MARKERS
- 701001-02 OFF-ROAD OPERATIONS, 2L, 2W, MORE THAN 4.5 m (15') AWAY
- 701006-03 OFF-ROAD OPERATIONS, 2L, 2W, 4.5 m (15') TO 600 mm (24") FROM PAVEMENT EDGE
- 701011-02 OFF-ROAD MOVING OPERATIONS, 2L, 2W, DAY ONLY
- 701201-03 LANE CLOSURE, 2L, 2W, DAY ONLY, FOR SPEEDS >= 45 MPH
- 701301-03 LANE CLOSURE, 2L, 2W, SHORT TIME OPERATIONS
- 701311-03 LANE CLOSURE, 2L, 2W, MOVING OPERATIONS - DAY ONLY
- 701326-03 LANE CLOSURE, 2L, 2W, PAVEMENT WIDENING, FOR SPEEDS >= 45 MPH
- 701421-02 LANE CLOSURE, MULTI LANE, DAY OPERATIONS ONLY, FOR SPEEDS >= 45 MPH TO 55 MPH
- 701502-03 URBAN LANE CLOSURE, 2L, 2W, WITH BIDIRECTIONAL LEFT TURN LANE
- 701901-01 TRAFFIC CONTROL DEVICES
- 704001-05 TEMPORARY CONCRETE BARRIER
- 720001-01 SIGN PANEL MOUNTING DETAILS
- 720006-02 SIGN PANEL ERECTION DETAILS
- 720011-01 METAL POSTS FOR SIGNS, MARKERS, & DELINEATORS
- 728001-01 TELESCOPING STEEL SIGN SUPPORT
- 731001-01 BASE FOR TELESCOPING STEEL SIGN SUPPORT
- 780001-02 TYPICAL PAVEMENT MARKINGS
- 781001-03 TYPICAL APPLICATIONS RAISED REFLECTIVE PAVEMENT MARKERS
- 805001-01 ELECTRICAL SERVICE INSTALLATION DETAILS
- 814001-02 HANDHOLES
- 814006-02 DOUBLE HANDHOLES
- 857001-01 STANDARD PHASE DESIGNATION DIAGRAMS AND PHASE SEQUENCES
- 877001-04 STEEL MAST ARM ASSEMBLY AND POLE
- 877011-04 STEEL COMBINATION MAST ARM ASSEMBLY AND POLE
- 878001-07 CONCRETE FOUNDATION DETAILS
- 880006-01 TRAFFIC SIGNAL MOUNTING DETAILS
- B.L.R. 18-5 TRAFFIC CONTROL DEVICES-DAY LABOR MAINTENANCE

INDEX OF SHEETS

- 1 COVER SHEET
- 2-3 GENERAL NOTES, STANDARDS, INDEX OF SHEETS AND LEGEND
- 4-8C SUMMARY OF QUANTITIES
- 9-22 TYPICAL SECTIONS
- 23-29 SCHEDULES OF QUANTITIES
- 30 ALIGNMENT & BENCHMARK DATA
- 31-36 HORIZONTAL CONTROL TIES
- 37-42 TRAFFIC CONTROL PLAN AND STAGE CONSTRUCTION
- 43-44 FAP 310 (IL 255) PLAN AND PROFILE SHEETS
- 45-59 IL 111 PLAN AND PROFILE SHEETS
- 60-63 SERVICE DRIVE PLAN AND PROFILE SHEETS
- 64 SUPERELEVATION TABLES
- 65-83 PLAT OF HIGHWAYS SHEETS
- 84-85 CLEAR ZONE AND SLOPE TRANSITION SHEETS
- 86-88 GRADING PLANS
- 89-92 INTERSECTION AND CHANNELIZATION DETAILS
- 93-98 PAVEMENT MARKING AND SIGNING SHEETS
- 99-101 ELECTRICAL NOTES AND LEGEND, TRAFFIC SIGNAL PLAN, AND CABLE DIAGRAM
- 102-125 BRIDGE PLANS
- 125A-125D BRIDGE APP. PAVT. DETAILS
- 126-131 STORM WATER POLLUTION PREVENTION PLAN
- 132-144 SOIL STRATA PLAN & PROFILE SHEETS
- 145-146 CULVERT DETAILS
- 147-148 GUARDRAIL AND SHOULDER WIDENING SHEETS
- 149-154 MISCELLANEOUS DETAILS
- 155 RAILROAD CROSSING DETAIL (FOR INFORMATION ONLY)
- 156-158 FAP 310 (IL 255) CROSS SECTIONS
- 159-200 IL 111 CROSS SECTIONS
- 201-203 CULVERT CROSS SECTIONS
- 204-268 RAMPS, SERVICE DRIVES, AND ACCESS ROAD CROSS SECTIONS
- 269-272 SPECIAL DITCH CROSS SECTIONS

LEGEND

-  EXISTING DITCH
-  PROPOSED STANDARD DITCH (SEE TYPICAL SECTIONS)
-  PROPOSED SPECIAL DITCH
-  PROPOSED DITCH SUMMIT
- BOP** BEGINNING OF PROFILE GRADE
- EOP** END OF PROFILE GRADE
-  PROPOSED MAILBOX TURNOUT (SEE DETAIL)
-  ITEM TO BE REMOVED
-  ITEM TO BE PLUGGED AND FILLED
-  PAVEMENT PATCHING, TYPE II, 9.5 SQ M
-  RIPRAP
-  TREE TO BE REMOVED
-  EXISTING LIGHT POLE AND FOUNDATION TO BE REMOVED
-  BITUMINOUS SURFACE REMOVAL (VARIABLE DEPTH)
-  PAVEMENT, ENTRANCE, WIDENING, ETC. REMOVAL

REVISIONS	
NAME	DATE

ILLINOIS DEPARTMENT OF TRANSPORTATION
STANDARDS, INDEX, & LEGEND
FAP 310 (IL 255)
SECTION 60-15-2 & 60-15HB-2
MADISON COUNTY
 DRAWN BY EBB
 CHECKED BY
 DATE

Rev.

10/17/2008

\$FILE\$