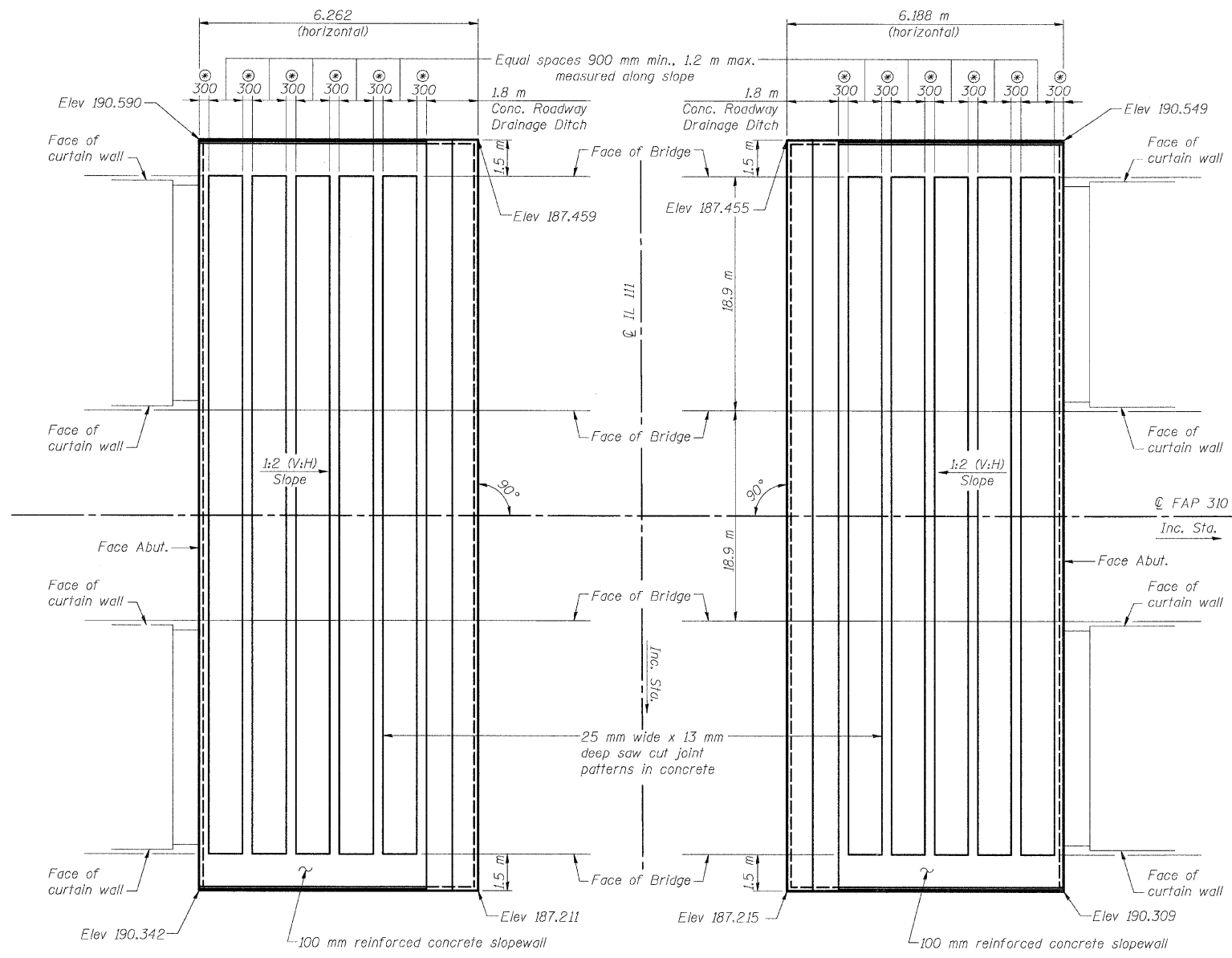


12/7/2007 1:41:54 PM
 P:\2007\files\060024\dl111\brIDGE.plans\060-0330.msc.dgn

ROUTE NO.	SECTION	COUNTY	TOTAL SHEETS	SHEET NO.
F.A.P. 310	*	MADISON	272	120
FED. ROAD DIST. NO. 7	ILLINOIS	FED. AID PROJECT-		
* 60-15HB-2 CONTRACT NO. 76624				

SHEET NO. 19
24 SHEETS



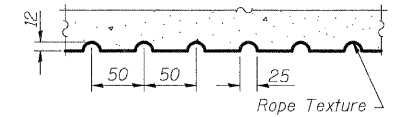
CONCRETE SLOEWALL PLAN

Note: See Sheet 2 of 24 for Sloewall Details.
 Dimensions are measured horizontally unless noted.
 Cost of 25 mm wide by 13 mm deep saw cut joints shall be included in the cost of "Concrete Sloewall, Special"

BILL OF MATERIAL

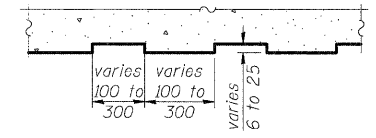
Item	Unit	Quantity
Slope Wall, Special	m ²	717

DESIGNED	ADL
CHECKED	WLW
DRAWN	ADL/DGM
CHECKED	WLW



ROPE TEXTURE CONCRETE DETAIL

The use of reverse image polyvinyl plastic sheets (form liners) attached to concrete forms, will produce the textured surfaces as depicted.



RANDOM WIDTH BOARDMARK CONCRETE DETAIL

Wood Grain, Hi-Lo, Rough Sawn Cedar
 Random Widths Min. 100, Max. 300
 Random Lengths: Min. 3 m, Max. 6 m
 Board thicknesses varying from 6 mm to 25 mm should be used in a random pattern.

**SLOEWALL AND CONCRETE
 TEXTURE DETAILS
 FAP RTE. 310 (IL RTE. 255) OVER
 IL RTE 111
 SECTION 60-15HB-2
 MADISON COUNTY
 STATION 39+914.647
 SN 060-0330 (NB) & 060-0331 (SB)**