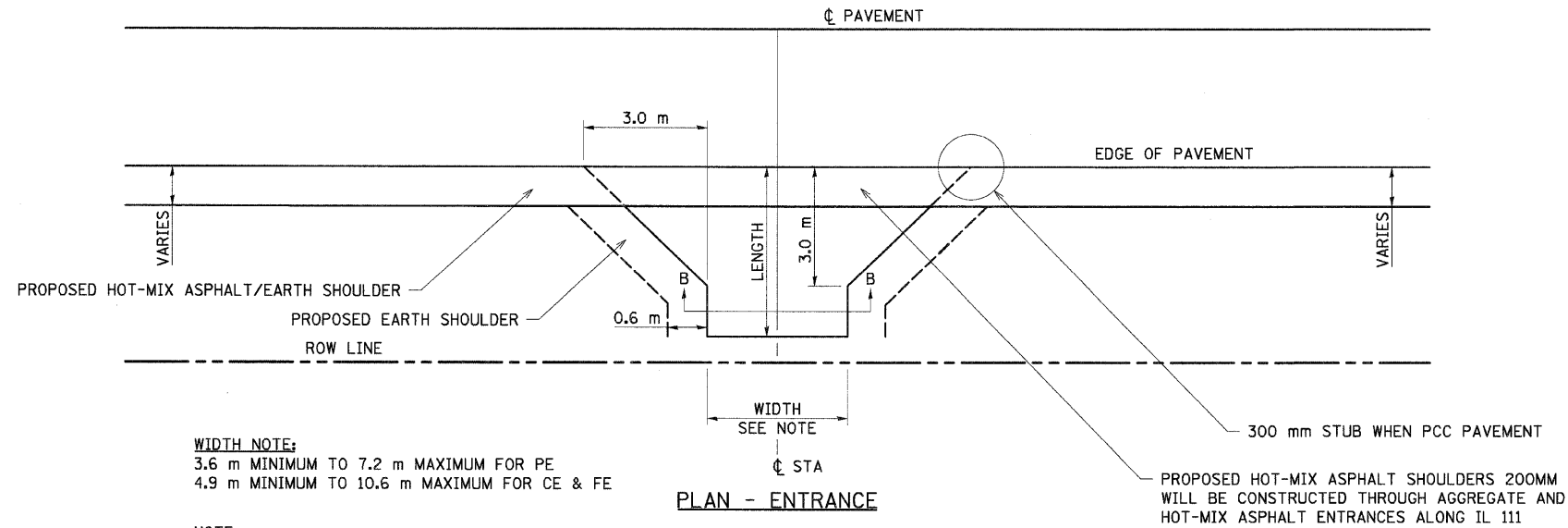


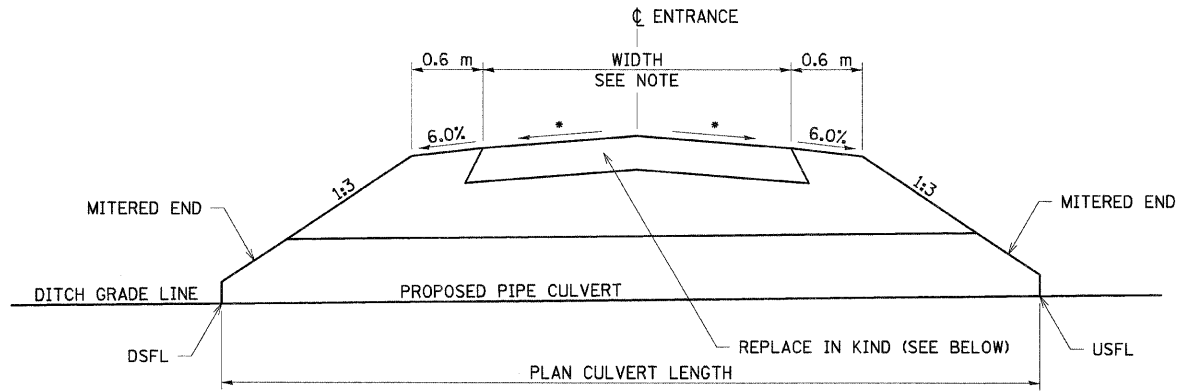
F.A.P. RTE.	SECTION	COUNTY	TOTAL SHEETS	SHEET NO.
310	60-15-2 60-15HB-2	MADISON	272	150
STA.		TO STA.		
FED. ROAD DIST. NO.		ILLINOIS FED. AID PROJECT		
CONTRACT NO. 76624				



WIDTH NOTE:
 3.6 m MINIMUM TO 7.2 m MAXIMUM FOR PE
 4.9 m MINIMUM TO 10.6 m MAXIMUM FOR CE & FE

NOTE:
 FOR ENTRANCES ADJACENT TO IL 111 THE ENTRANCE
 SLOPE SHALL MATCH THE SHOULDER SLOPE FOR 3.0 m

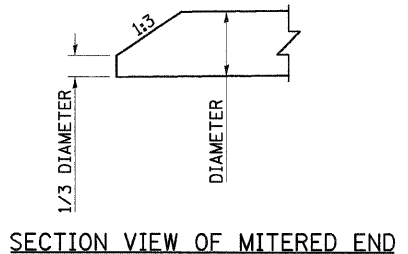
PROPOSED HOT-MIX ASPHALT SHOULDERS 200MM
 WILL BE CONSTRUCTED THROUGH AGGREGATE AND
 HOT-MIX ASPHALT ENTRANCES ALONG IL 111



SECTION B-B ENTRANCE TYPICAL SECTION

- 4% FOR AGGREGATE
- 2% FOR HOT-MIX ASPHALT & CONCRETE

EXISTING	PROPOSED
AGGREGATE	AGGREGATE SURFACE COURSE, TYPE B 150 mm - PE & FE
EARTH	AGGREGATE SURFACE COURSE, TYPE B 150 mm - PE & FE
ASPHALT	AGGREGATE BASE COURSE, TYPE B 200 mm - PE WITH INCIDENTAL HOT-MIX ASPHALT SURFACING, 75 mm
CONCRETE	PCC DRIVEWAY PAVEMENT 150 mm - PE
ANY	PCC DRIVEWAY PAVEMENT 150 mm - CE



SECTION VIEW OF MITERED END
 MITERED ENDS TO BE INCLUDED
 IN THE TOTAL LENGTH OF THE PIPE

REVISIONS	
NAME	DATE

ILLINOIS DEPARTMENT OF TRANSPORTATION
 ENTRANCE DETAILS
 FAP 310 (IL 255)
 SECTION 60-15-2 & 60-15HB-2
 MADISON COUNTY
 DRAWN BY EBB
 CHECKED BY
 DATE

12/7/2007

p:\00files\000024\di111\details\misc\miscellaneous-details.dgn