

12:07:59 PM  
12/10/2007

Notes:  
Space reinforcement in cap to miss anchor bolts.  
Work this sheet with sheets 30 & 31 of 48.  
Pour steps monolithically with cap.

ROUTE NO.	SECTION	COUNTY	SHEET NO.	SHEET NO.
F.A.P. 310	#	MADISON	239	151
FED. ROAD DIST. NO. 7		BLANDING	FED. AID PROJECT	
# 60-15HB-1		CONTRACT NO. 76635		

**N.B. EAST ABUTMENT  
BILL OF MATERIAL**

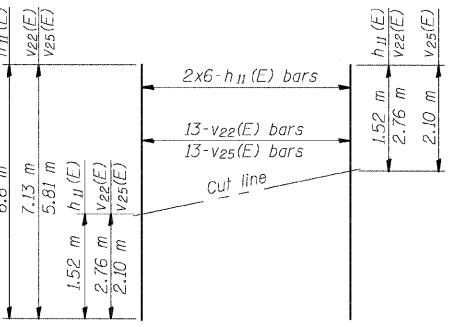
Bar No.	Size	Length (m)	Shape
h(E)	20	#15	13.00
h1(E)	12	#15	3.10
h2(E)	2	#15	8.82
h3(E)	4	#15	4.00
h4(E)	4	#15	1.60
h5(E)	6	#15	12.81
h6(E)	10	#15	4.01
h7(E)	2	#15	1.74
h8(E)	16	#15	2.54
h9(E)	16	#15	2.54
h10(E)	16	#15	1.01
h11(E)	12	#15	6.60
h12(E)	12	#15	8.78
h13(E)	16	#15	9.41
h14(E)	4	#15	3.65
h15(E)	2	#15	3.54
h16(E)	8	#15	4.21
h17(E)	6	#25	4.87
h18(E)	4	#25	7.25
h19(E)	25	#15	1.35
h20(E)	6	#15	1.05
h21(E)	23	#15	1.35
h22(E)	6	#15	1.05
h23(E)	6	#15	0.78
h24(E)	6	#15	0.78
n(E)	104	#25	2.33
p(E)	6	#20	13.80
p1(E)	11	#20	3.20
p2(E)	2	#20	9.11
p3(E)	3	#20	2.21
v19(E)	6	#15	3.36
v19(E)	37	#15	3.56
v20(E)	96	#15	0.90
v21(E)	8	#15	5.54
v22(E)	13	#15	7.13
v23(E)	45	#15	2.62
v24(E)	8	#15	4.88
v25(E)	13	#15	5.81
v26(E)	45	#15	1.96
w(E)	20	#15	14.24
u(E)	12	#15	3.16
v(E)	6	#20	2.82
v1(E)	8	#20	2.94
v2(E)	8	#20	3.07
v3(E)	8	#20	3.19
v4(E)	8	#20	3.31
v5(E)	6	#20	3.44
v6(E)	6	#25	2.82
v7(E)	8	#25	2.94
v8(E)	8	#25	3.07
v9(E)	8	#25	3.19
v10(E)	8	#25	3.31
v11(E)	6	#25	3.44
v12(E)	6	#15	3.29
v13(E)	8	#15	3.41
v14(E)	8	#15	3.53
v15(E)	8	#15	3.66
v16(E)	8	#15	3.78
v17(E)	6	#15	3.90

**APPR. BENT-PILE DATA**

Type & Size: Metal Shell - 356 mm dia. x 6.35 mm walls  
Nominal Required Bearing: 900 KN  
Allowable Resistance Available: 300 KN  
Est. Length: 13.0 m  
No. Req'd.: 12

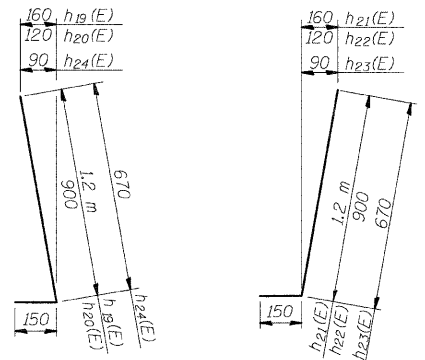
**ABUT.-PILE DATA**

Type & Size: Metal Shell - 356 mm dia. x 6.35 mm walls  
Nominal Required Bearing: 1500 KN  
Allowable Resistance Available: 500 KN  
Est. Length: 14.5 m  
No. Req'd.: 20



**FIELD CUTTING DIAGRAM**

Order h11(E), v22(E) and v25(E) bars full length. Cut to fit and use remainder of bars in opposite face of curtain wall.



**BARS h19(E), h20(E) & h24(E)**  
**BARS h21(E), h22(E) & h23(E)**

DESIGNED	ADL
CHECKED	WLW
DRAWN	ADL/DGM
CHECKED	WLW

**BAR n(E)**

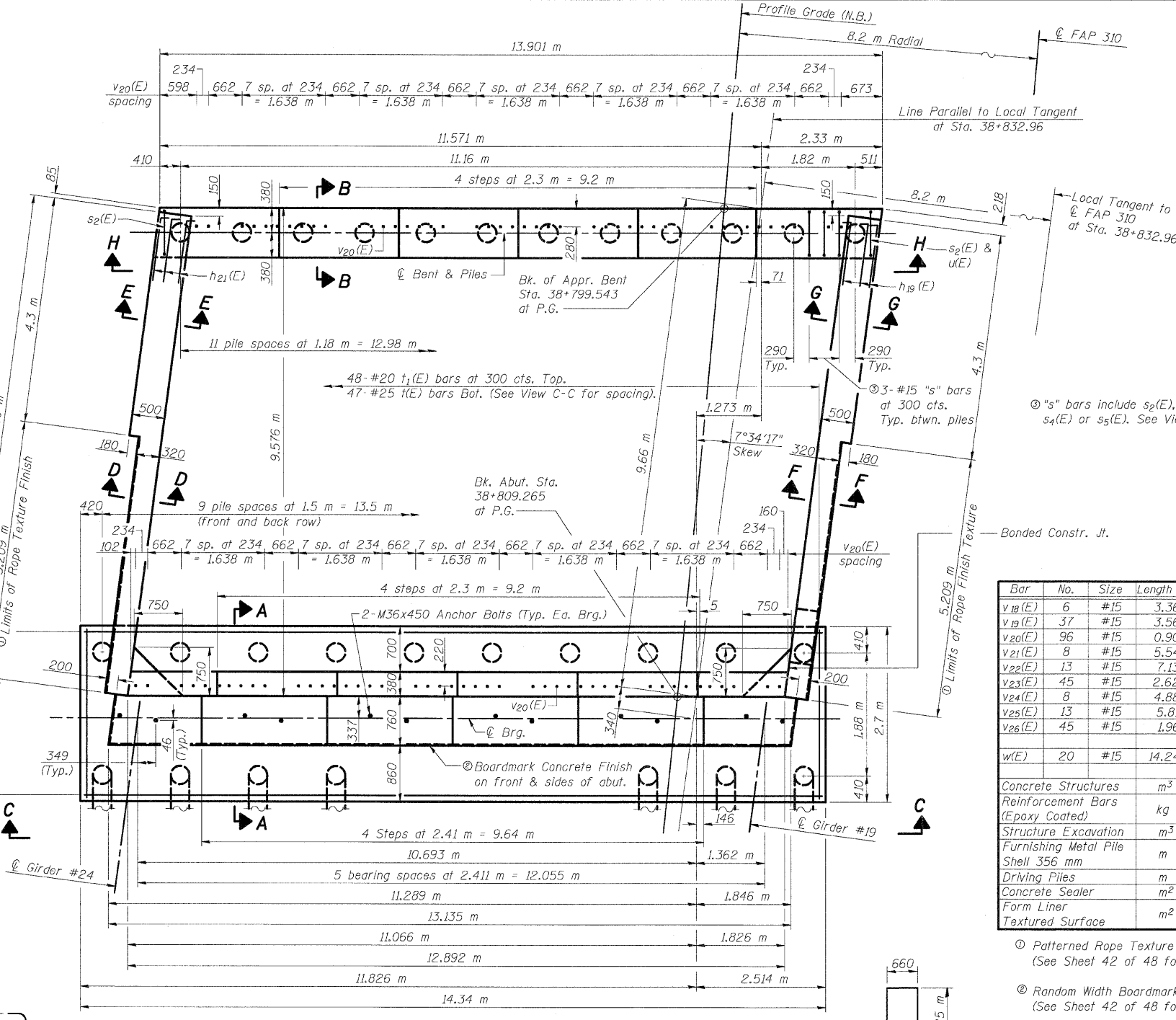
**BAR h18(E)**

**BAR h9(E)**

**BARS s2(E) thru s5(E)**

**BARS v12(E) thru v17(E)**

**BARS v19(E) & v19(E)**



**PLAN**

**N.B. EAST ABUTMENT (1 OF 3)  
FAP RTE. 310 (IL RTE. 255) OVER  
CH ROUTE 4 (HUMBERT ROAD)  
SECTION 60-15HB-1  
MADISON COUNTY  
STATION 38+829.909  
SN 060-0308 (NB) & 060-0309 (SB)**