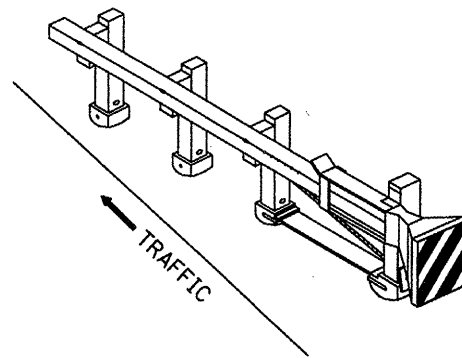
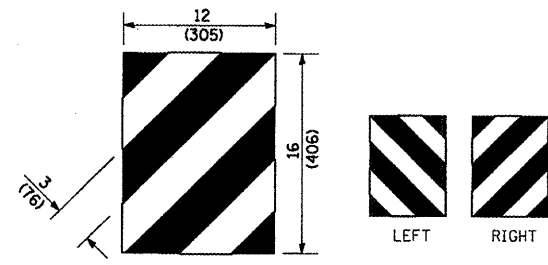


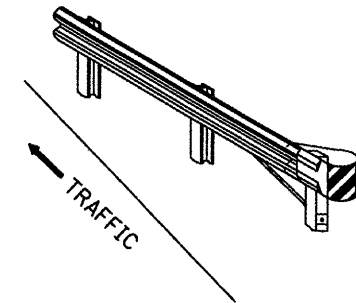
For Traffic Barrier Terminal Type 1 (Special)



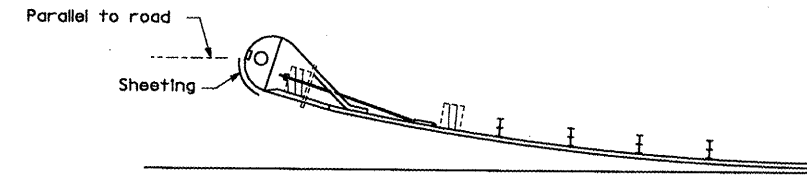
Standard Treatment - Direct Applied Sheeting
Traffic Barrier Terminal Type 1 (Special)



For Traffic Barrier Terminal Type (*)
and Post Mount
* See Plans for Type



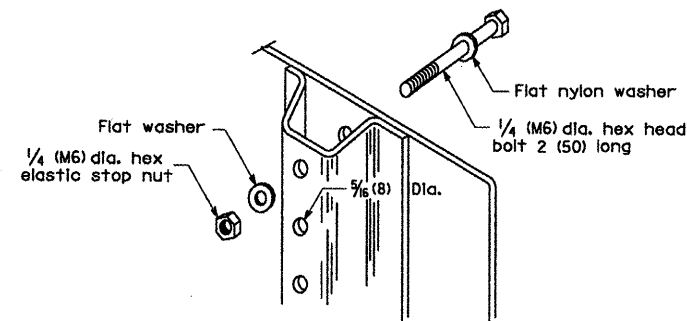
Standard Treatment - Direct Applied Sheeting
Traffic Barrier Terminal Type (*)
* See Plans for Type



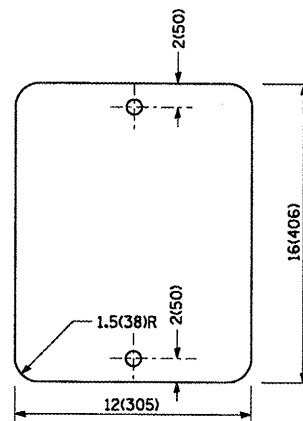
Sheeting Position for
Traffic Barrier Terminal Type (*)
* See Plans for Type

TERMINAL MARKER DETAILS

- Color: Black / Yellow reflectorized
- OM - I100 (L or R) Direct applied reflective sheeting
- OM - I200 (L or R) Post mounted

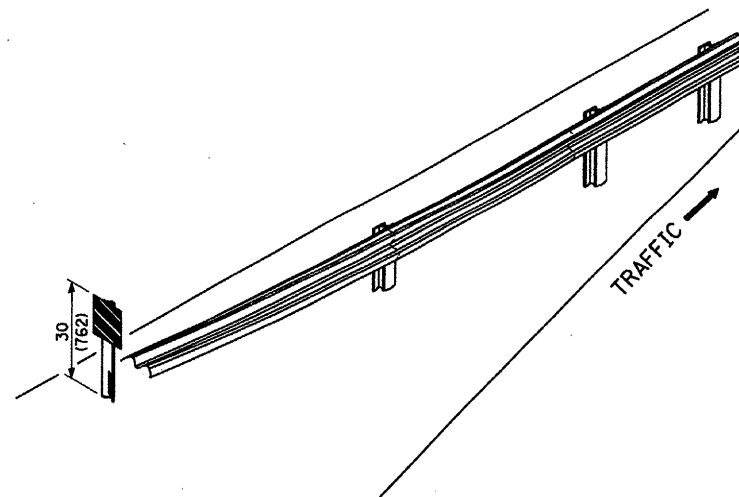


DETAIL OF MOUNTING TERMINAL MARKER TO POST



STANDARD TERMINAL MARKER

POST MOUNTED TERMINAL MARKER ASSEMBLY



ALTERNATE TREATMENT - POST MOUNTED
(For turned-down terminal where sheeting cannot be direct applied)

TERMINAL MARKER TREATMENTS

GENERAL NOTES

All dimensions are in Inches (millimeters) unless otherwise noted.

FILE NAME = ...D488773-ahc-635101.dgn	USER NAME = _USER_	DATA	REVISED	BY
THE UPCHURCH GROUP, INC.	PLOT SCALE = #SCALE#			
	PLOT DATE = 2/19/2009 2:10:07 PM			

STATE OF ILLINOIS
DEPARTMENT OF TRANSPORTATION

GUARDRAIL AND BARRIER WALL DELINEATION
COUNTY ROAD 8 (1900 E) OVER BRANCH OF HONEY CREEK

SCALE: NTS SHEET NO. OF SHEETS STA. TO STA.

F.A.P. RTE.	SECTION	COUNTY	TOTAL SHEETS	SHEET NO.
665	K136.137W&RS-3;136R;109BR-2	Henderson	490	487
CADD STD 635101-04 SHY 2 OF 3			CONTRACT NO. 88773	
FED. ROAD DIST. NO. 4 [ILLINOIS] FED. AID PROJECT				