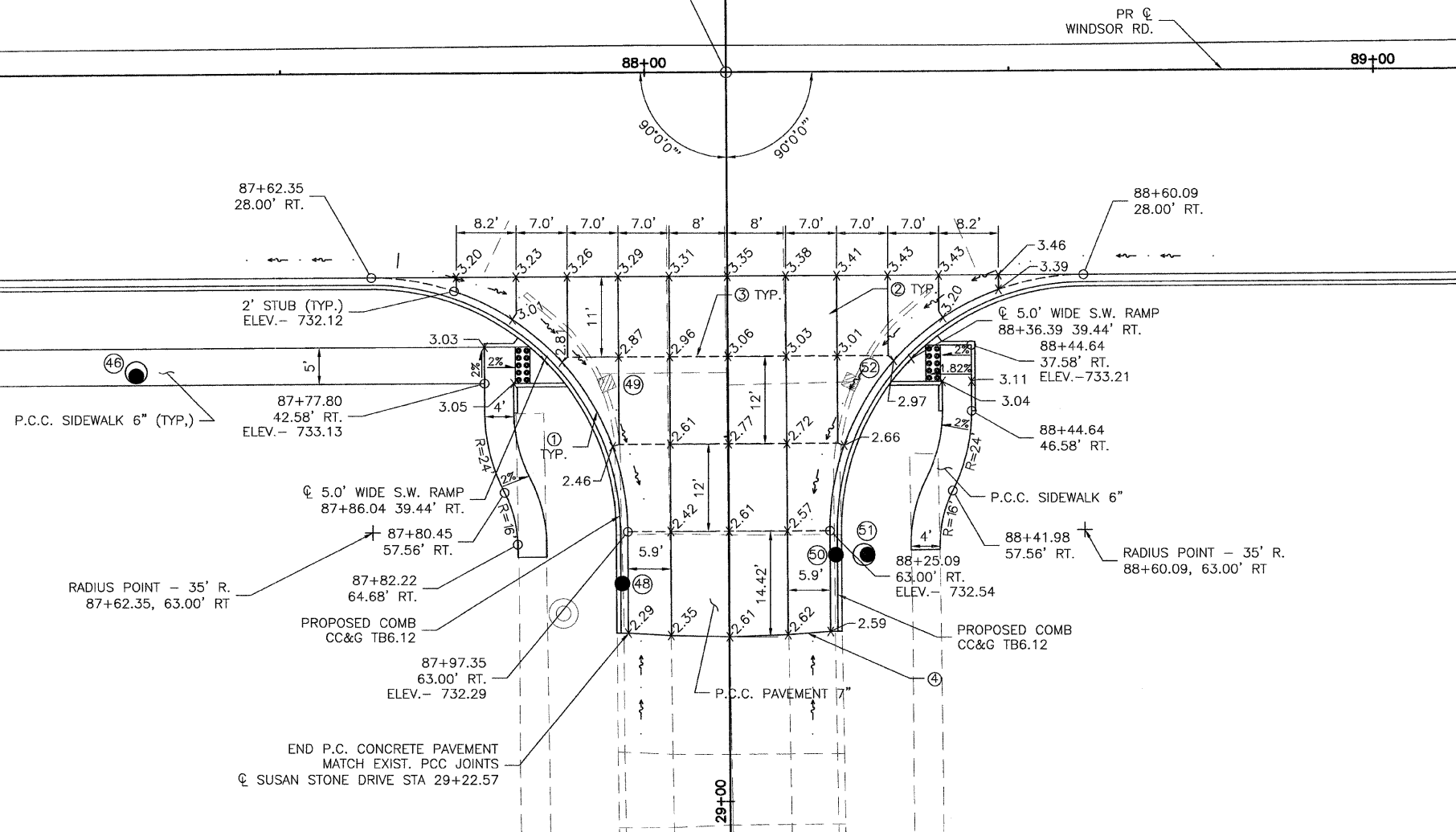
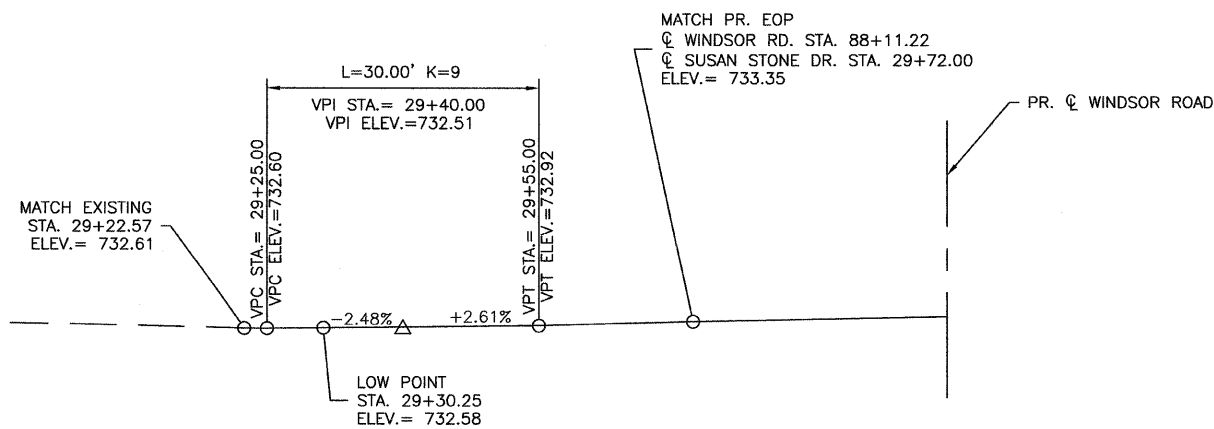




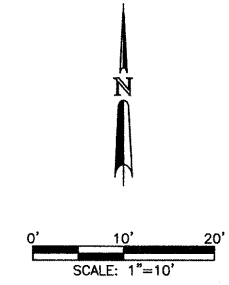
(☐ WINDSOR RD.) STA. 88+11.22=  
(☐ SUSAN STONE DR.) STA. 30+00.00



SUSAN STONE DRIVE PLAN



SUSAN STONE DRIVE PROFILE  
NO SCALE



PAVEMENT JOINT KEY

- ① LONGITUDINAL CONSTRUCTION JOINT WITH NO. 6 X 30" TIE BARS AT 24" CENTERS FORMED IN PLACE (STD. 420001).
- ② SAWED LONGITUDINAL CONSTRUCTION JOINT WITH NO. 6 X 30" TIE BARS AT 24" CENTERS (STD. BLR 10 TYPE E).
- ③ SAWED TRANSVERSE JOINT (STD. BLR 10 TYPE C).
- ④ TRANSVERSE CONSTRUCTION JOINT WITH 1" DIA. X 18" DOWEL BARS AT 12" CENTERS (STD. 420001).

NOTES:

1. THE FINAL FINISH OF THE P.C. CONCRETE PAVEMENT SHALL BE TYPE B IN ACCORDANCE WITH ARTICLE 402.09(e)(2) OF THE STANDARD SPECIFICATIONS.
2. THE 2' STUBS SHALL BE POURED MONOLITHIC WITH THE COMBINATION CONCRETE CURB AND GUTTER. THE COST OF THE ADDITIONAL GUTTER FLAG WIDTH SHALL BE INCLUDED IN THE COST OF THE COMBINATION CONCRETE CURB AND GUTTER, TYPE B-6.12.
3. ALL SAWED TRANSVERSE CONTRACTION JOINTS IN THE PAVEMENT MUST EXTEND THROUGH THE CURB AND GUTTER.
4. ALL SAWED JOINTS IN THE PAVEMENT AND CURB AND GUTTER SHALL BE SEALED WITH A JOINT SEALER MEETING THE REQUIREMENTS OF ARTICLE 606.07 OF THE STANDARD SPECIFICATIONS.
5. TRANSVERSE CONSTRUCTION JOINTS SHALL BE CONSTRUCTED IN ACCORDANCE WITH THE APPLICABLE PORTIONS OF SECTION 420 OF THE STANDARD SPECIFICATIONS. THE COST OF FURNISHING AND INSTALLING THE TRANSVERSE CONSTRUCTION JOINTS, INCLUDING DRILLING AND GROUTING, WILL NOT BE PAID FOR SEPARATELY BUT SHALL BE CONSIDERED INCLUDED IN THE VARIOUS CURB AND GUTTER AND/OR PAVEMENT PAY ITEMS AND NO ADDITIONAL COMPENSATION WILL BE ALLOWED.
6. ALL ELEVATIONS REFERRED TO ARE TO TOP OF FINISHED CONSTRUCTION.
7. ALL STREET RADII ARE DIMENSIONED TO THE EDGE OF PAVEMENT, UNLESS OTHERWISE SHOWN.

LEGEND

- X3/12  
2.00 - 3.99 ADD 730.00
- ① DRAINAGE STRUCTURE NO. (SEE DRAINAGE SHEETS)

JAN 08 2009 7:50AM INTDETAILS 03.DWG