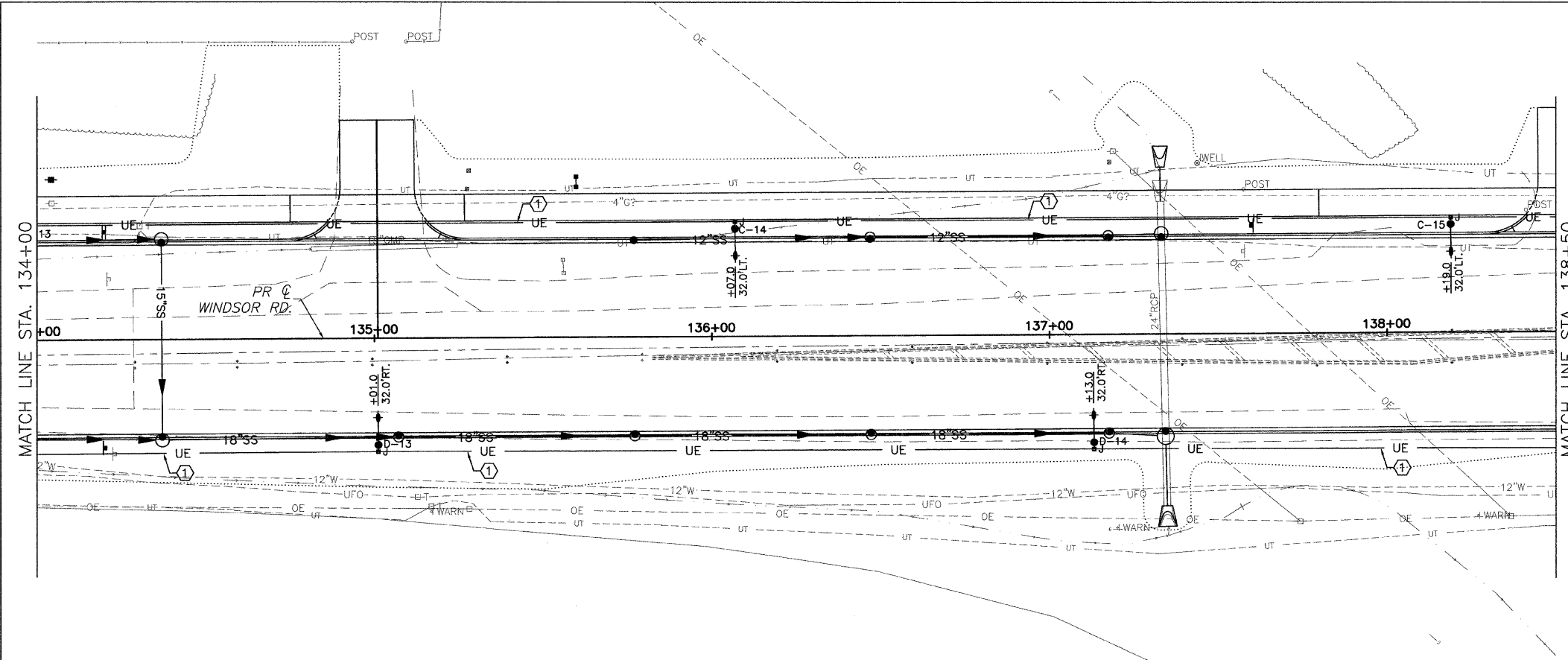
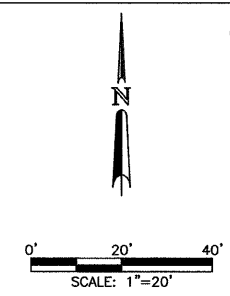
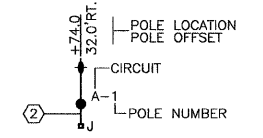




CITY OF URBANA
PUBLIC WORKS
ENGINEERING DIVISION



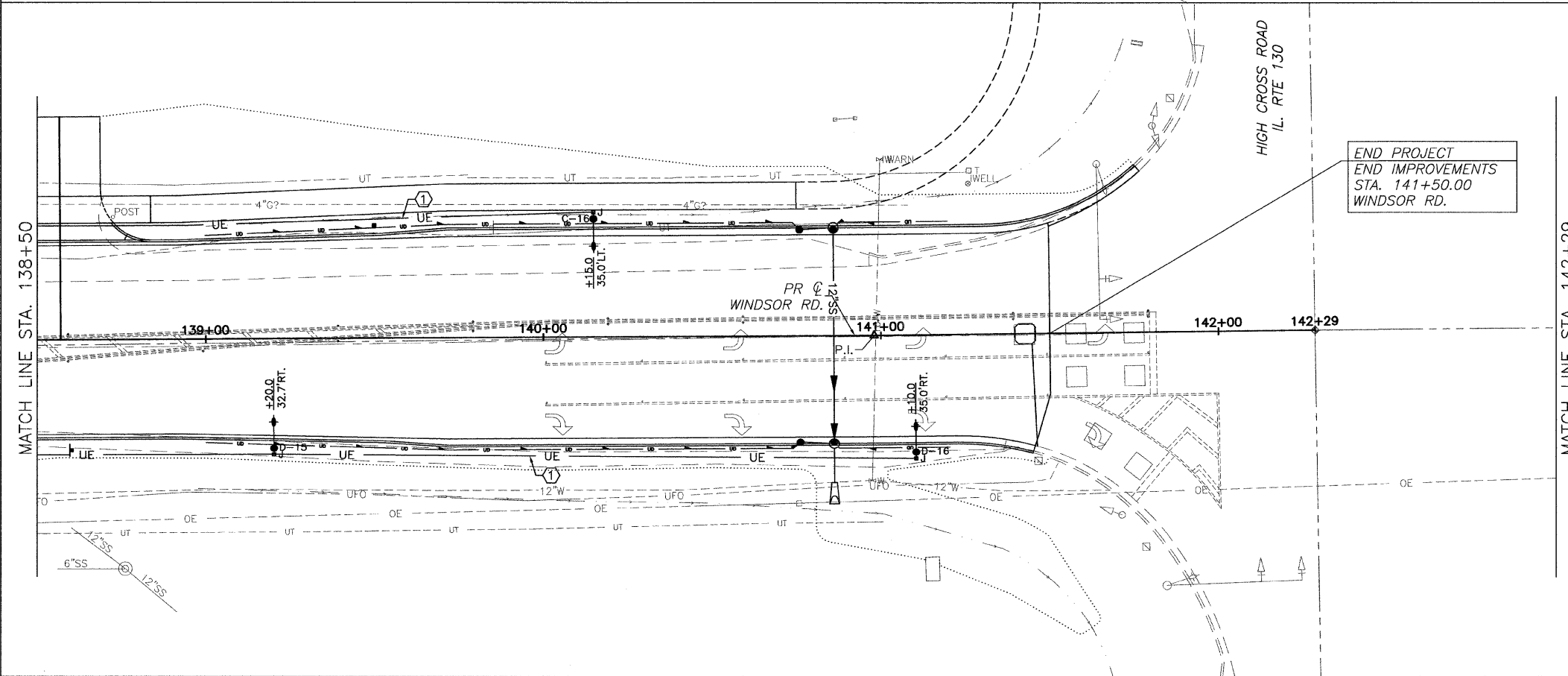
CIRCUIT, POLE, & JUNCTION BOX DESIGNATION SCHEME



CONDUIT/CABLE SCHEDULE

- ① (1) 1-1/2" PVC CONDUIT WITH 2-#6, 1-#6 GND.
- ② (1) 3/4" HDPE UNIT DUCT WITH 2-#10, 1-#10 GND.
- ③ (1) 2" PVC CONDUIT WITH 4-#6, 2-#6 GND.

DATED: 1/09
DESIGNED BY: JLS
DRAWN BY: AJJ
CHECKED BY: GLJ
CITY SECTION
00-00361-00-PV



ROADWAY LIGHTING LEGEND

- UE — CONDUIT IN TRENCH OR AUGERED WHERE INDICATED
- ⬆️ PROPOSED 400W MH LUMINAIRE WITH M-C-III DISTRIBUTION, WITH 15' TRUSS ARM MOUNTED ON TRAFFIC SIGNAL MAST ARM POLE. TRUSS ARM ORIENTATION SHALL BE AS INDICATED ON PLANS. TRUSS ARM, POLE, AND POLE FOUNDATION TO BE PROVIDED AND INSTALLED AS PART OF THE TRAFFIC SIGNAL INSTALLATION. COORDINATE LUMINAIRE INSTALLATION WITH POLE AND SIGNAL INSTALLATION.
- ⊠ PROPOSED TRAFFIC SIGNAL CONTROLLER CABINET PROPOSED LIGHTING CONTROLLER
- ⬆️ PROPOSED 400W MH LUMINAIRE WITH M-C-III DISTRIBUTION, WITH 10' DAVIT ARM MOUNTED ON 40' POLE, WITH SCREW-IN STEEL FOUNDATION.
- ⊞ PROPOSED JUNCTION BOX. ALL JUNCTION BOXES SHALL BE 12"W x 12"L x 12"D UNLESS OTHERWISE NOTED.
- ⬆️ PROPOSED TRAFFIC SIGNAL HANDHOLE. (SEE TRAFFIC SIGNAL PLANS FOR LOCATIONS)

WINDSOR ROAD IMPROVEMENTS
ROADWAY LIGHTING PLANS
STA 134+00 TO STA 142+29

SHEET NO.
89
OF
145

JAN 09 2009 10:53AM ROWYLIGHT STA134+00-142+29.DWG