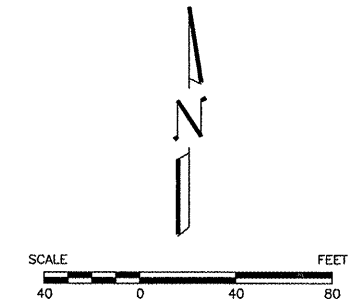


IF ADDITIVE ALTERNATE 1 IS NOT AWARDED, CHANGE SHOWN TYPE H JOINT TO A PROPOSED TYPE D JOINT AT THIS LOCATION.

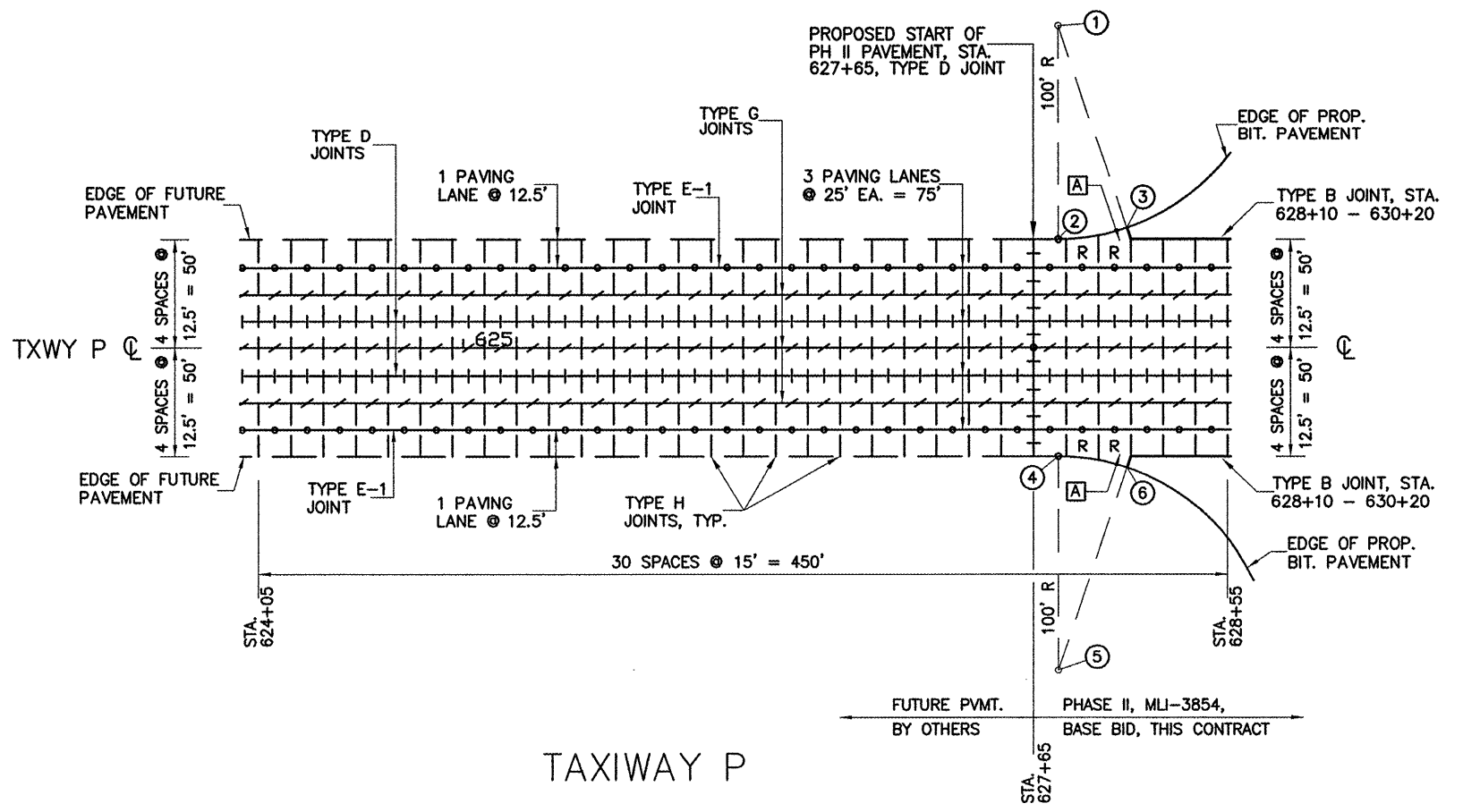
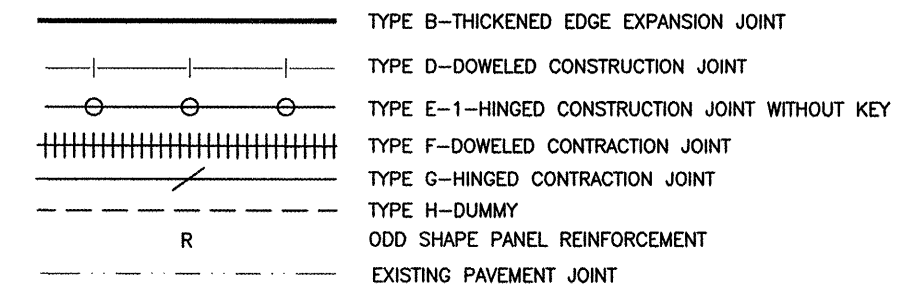
BASE BID ADDITIVE ALTERNATE 1

PAVEMENT LAYOUT POINTS			
NUMBER	STATION	OUT	REMARK
①	627+76.44	LT. 150.00'	PT. OF RAD.
②	627+76.44	LT. 50.00'	RAD. PT.
③	628+08.26	LT. 55.20'	RAD. PT.
④	627+76.44	RT. 50.00'	RAD. PT.
⑤	627+76.44	RT. 150.00'	PT. OF RAD.
⑥	628+08.26	RT. 55.20'	RAD. PT.
⑦	630+21.45	LT. 54.60'	RAD. PT.
⑧	630+51.44	LT. 150.00'	PT. OF RAD.
⑨	630+51.44	LT. 50.00'	RAD. PT.
⑩	630+21.45	RT. 54.60'	RAD. PT.
⑪	630+51.44	RT. 50.00'	RAD. PT.
⑫	630+51.44	RT. 150.00'	PT. OF RAD.
⑬	633+10.86	RT. 50.00'	RAD. PT.
⑭	633+10.86	RT. 220.00'	PT. OF RAD.
⑮	633+49.00	RT. 54.33'	RAD. PT.
⑯	635+60.46	RT. 51.71'	RAD. PT.
⑰	635+73.42	RT. 100.00'	PT. OF RAD.
⑱	635+73.42	RT. 50.00'	RAD. PT.



- NOTES:
- SEE SHEET 22 FOR JOINT NOTES.
 - SEE SHEET 23 FOR JOINT DETAILS.
 - [A] = STUB, SEE FILLET STUB DETAIL.

JOINT SYMBOL LEGEND



TAXIWAY P JOINT PLAN

G:\Airport\A08T032 TP MID PVMT\JOINTS.dwg, 4/11/2009 8:07:40 AM, jefrm