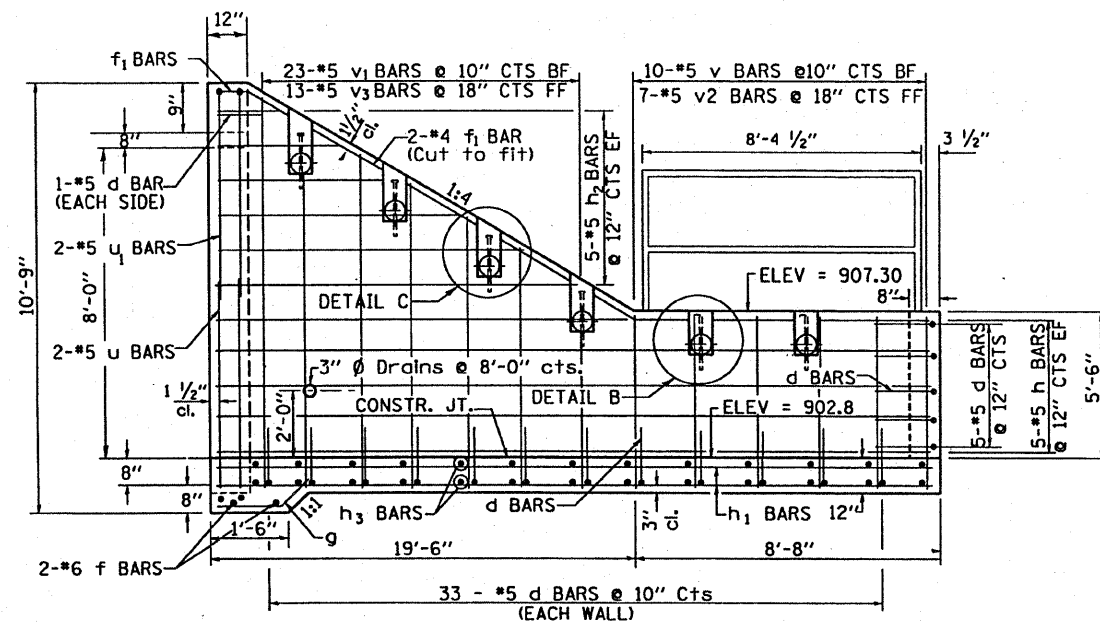


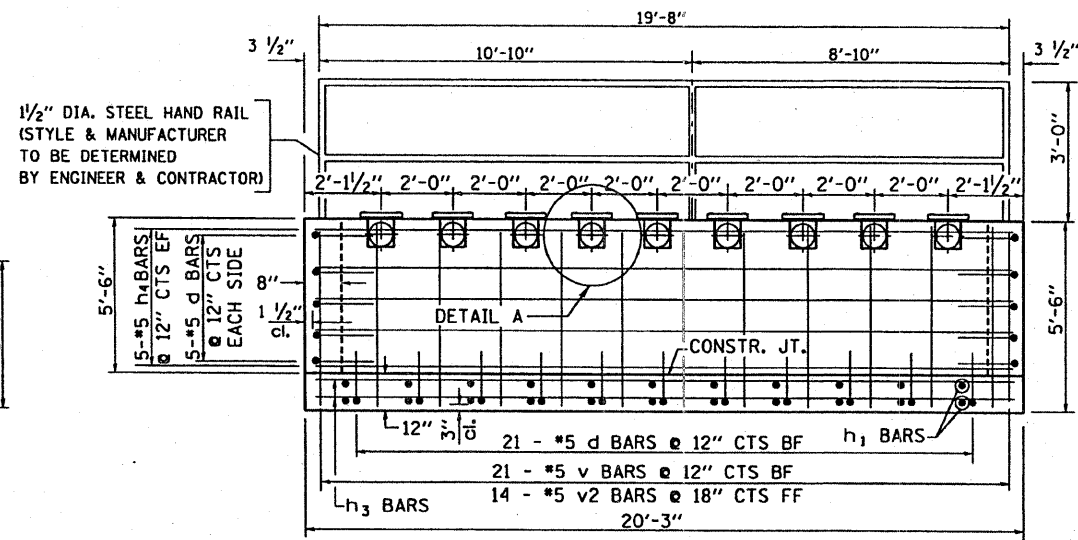
DROP BOX NO. 1

CONTRACT NO. 64C35			
F.A.P. RTE.	SECTION	COUNTY	TOTAL SHEETS NO.
17	15T-2	CARROLL	71 34
STA.		TO STA.	
FED. ROAD DIST. NO.		ILLINOIS FED. AID PROJECT	

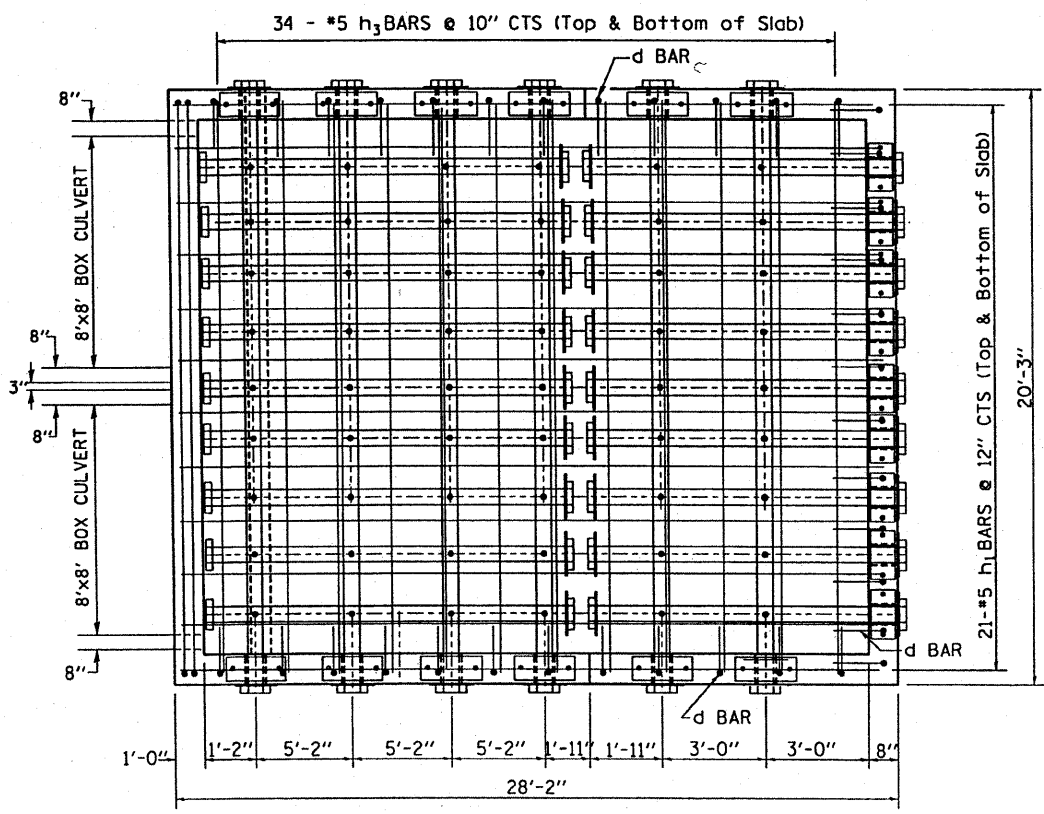
SHEET 1 OF 2



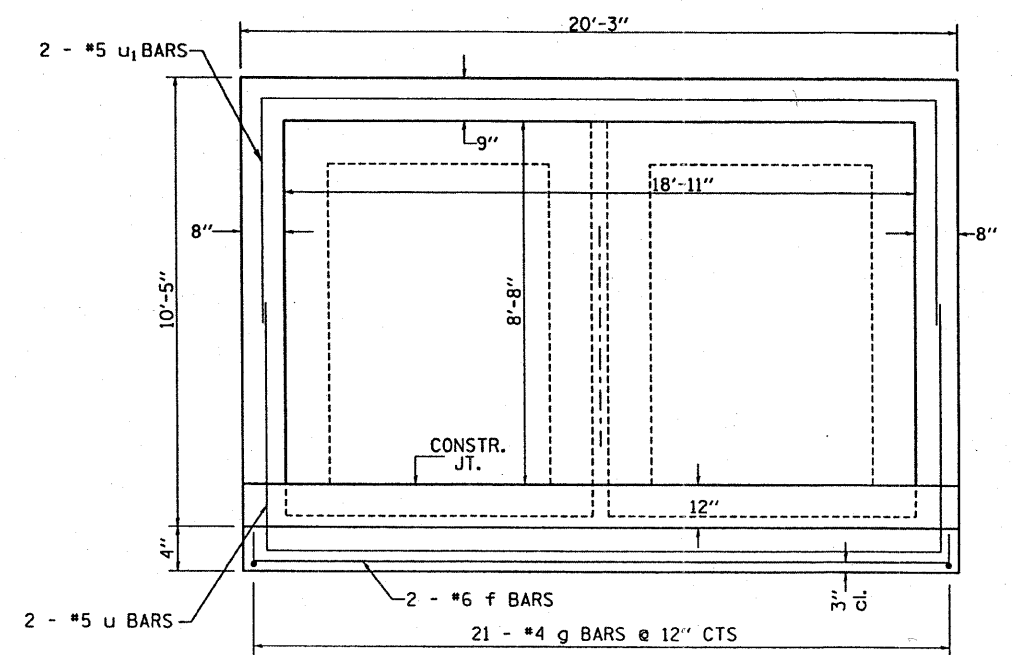
SIDEWALLS



BACK WALL



BOTTOM SLAB



HEADWALL

BILL OF MATERIAL
(For Information Only)

BAR	SIZE	NO.	LENGTH	SHAPE
d	5	97	5'-10"	
f	6	2	19'-11"	
f1	4	2	28'-4"	
g	4	21	2'-0"	
h	5	20	27'-11"	
h1	5	42	26'-11"	
h2	5	10	18'-3"	
h3	5	68	19'-11"	
h4	5	10	19'-11"	
v	5	41	5'-3"	
v1	5	46	13'-5"	
v2	5	28	5'-3"	
v3	5	26	13'-5"	
u	5	2	32'-5"	
u1	5	2	32'-9"	
DESCRIPTION		UNIT	QTY	
PIPE HANDRAIL		FOOT	37	
CONCRETE STRUCTURES		CU YD	34.5	
REINFORCEMENT BARS		LB	5860	

DESCRIPTION	UNIT	QTY.
4" GALVANIZED STEEL PIPE	6e	20'-3"
	9e	8'-8"
	9e	18'-8"
4" GALVANIZED PIPE CAPS	EACH	48
1/2"x4"x14" GALVANIZED STEEL PLATE	EACH	21
5/8"x9" GALVANIZED STEEL BOLTS	EACH	54
1/4" GALVANIZED STEEL PLATE (9" NOMINAL)	EACH	21

James O. Hamilton
 11/23/2008
 Expires 11/30/2008

REVISIONS		ILLINOIS DEPARTMENT OF TRANSPORTATION
NAME	DATE	
		SCALE: VERT. HORIZ. DATE

PLOT DATE = 1/23/2008
 FILE NAME = V:\AS\p\2244-14\Drop Box & End Section - to 1007.dgn
 USER = jhamilton