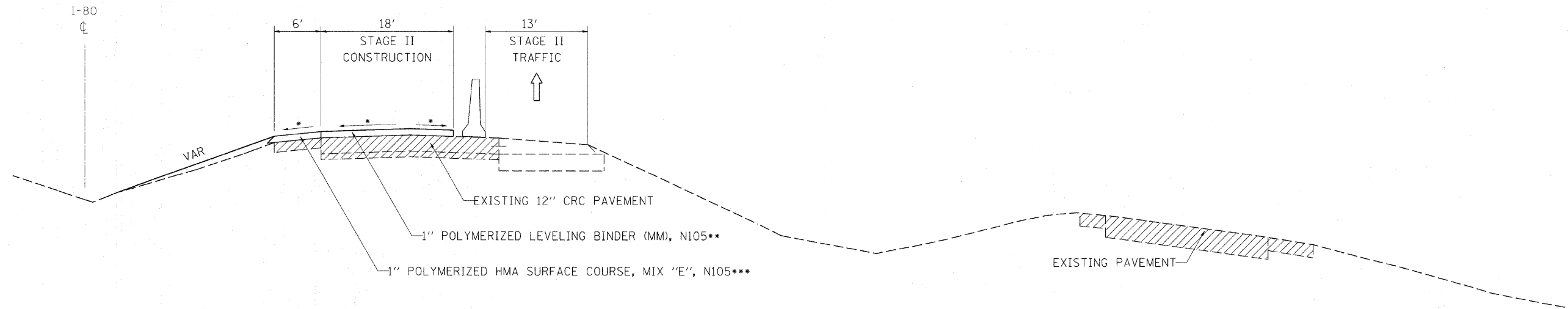


STAGING TYPICALS

STAGE II

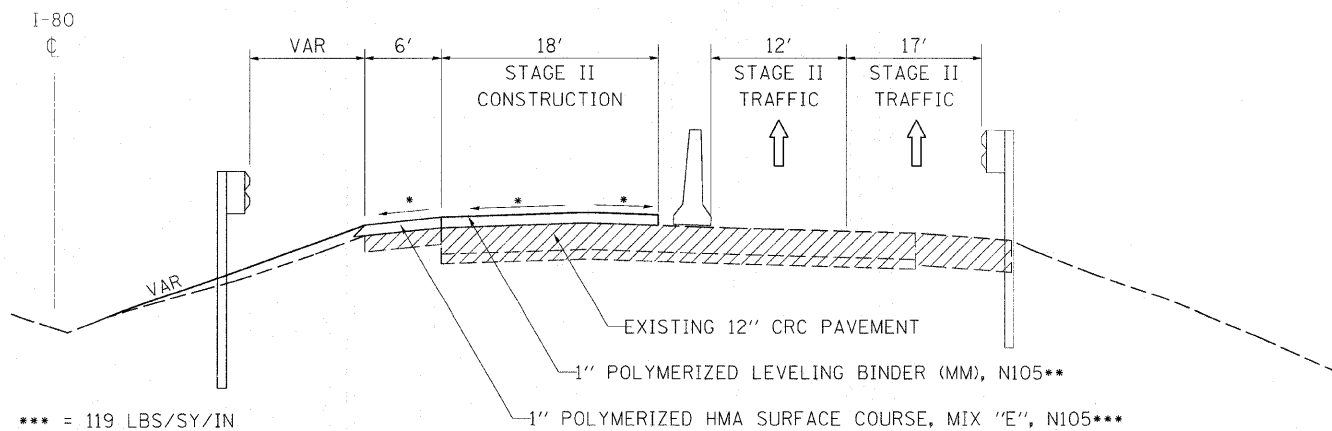
EB
RT STA 213+51.85 – RT STA 215+24.34

WB
LT STA 220+51.90 – LT STA 222+33.26



EB
RT STA 215+24.34 – RT STA 216+26.12

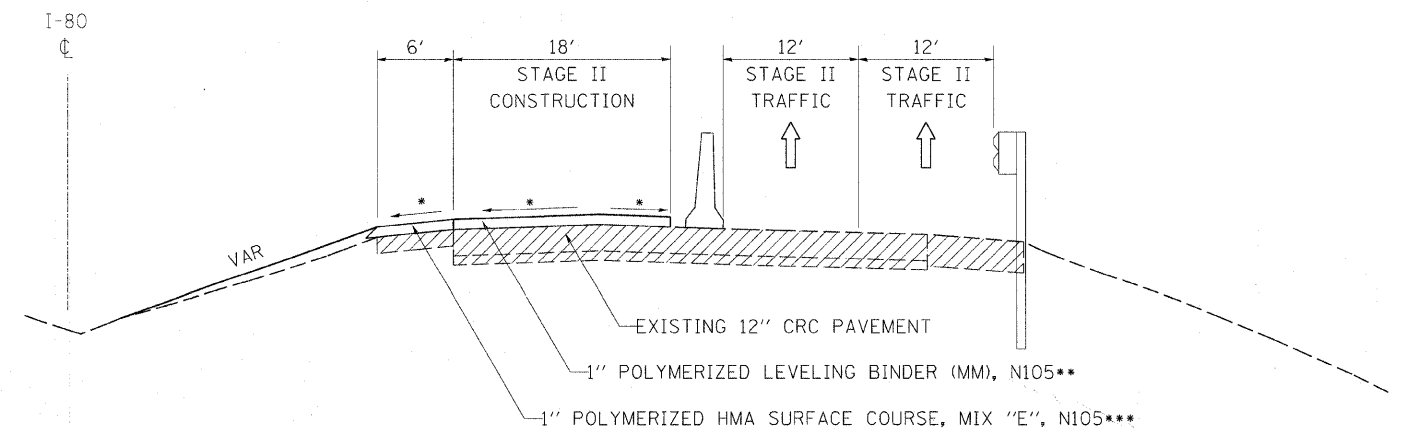
WB
LT STA 219+43.38 – LT STA 220+51.90



- *** = 119 LBS/SY/IN
- ** = 112 LBS/SY/IN
- * = MATCH EXISTING CROSS SLOPE

EB
RT STA 219+66.33 – RT STA 222+45.35

WB
LT STA 213+24.19 – LT STA 215+96.16



FILE NAME =	USER NAME = jordanhd	DESIGNED -	REVISD -
C:\Projects\p202407\d02407.tsp.dgn		DRAWN -	REVISD -
		CHECKED -	REVISD -
		DATE -	REVISD -

STATE OF ILLINOIS
DEPARTMENT OF TRANSPORTATION

I-80 STAGING TYPICALS

SCALE: _____ SHEET NO. _____ OF _____ SHEETS STA. _____ TO STA. _____

F.A.I. RTE:	SECTION	COUNTY	TOTAL SHEETS	SHEET NO.
-80-	81-IHBY-D	ROCK ISLAND	120	13
CONTRACT NO. 64C74				
FED. ROAD DIST. NO. - [ILLINOIS] FED. AID PROJECT				