


STAGING TYPICALS

STAGE III

EB
RT STA 213+51.85 – RT STA 215+24.34

WB
LT STA 220+51.90 – LT STA 222+33.26

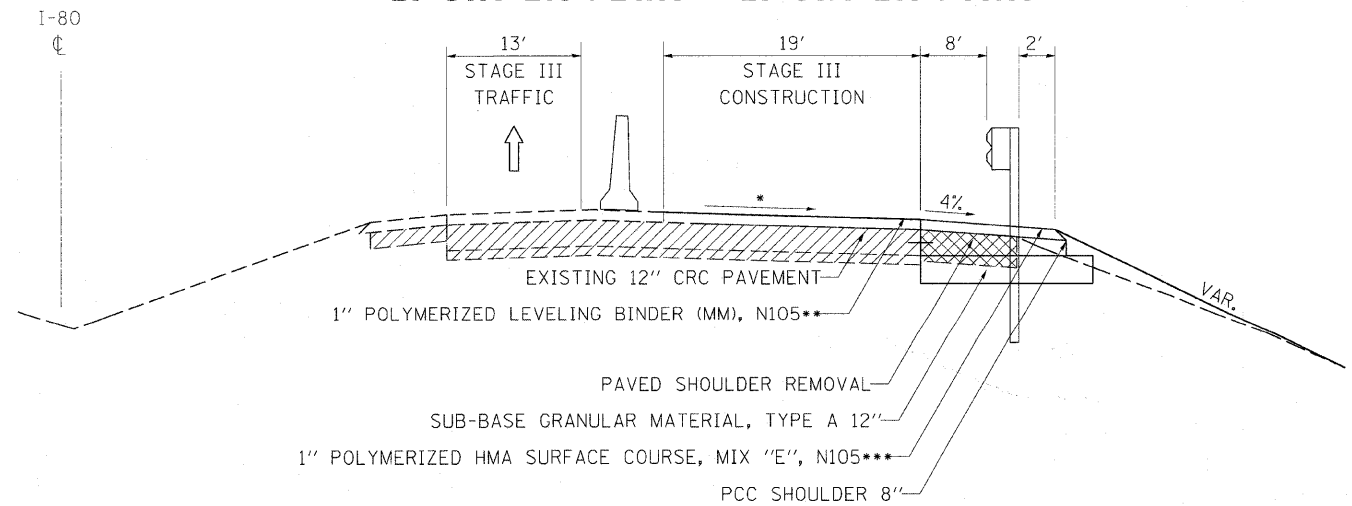
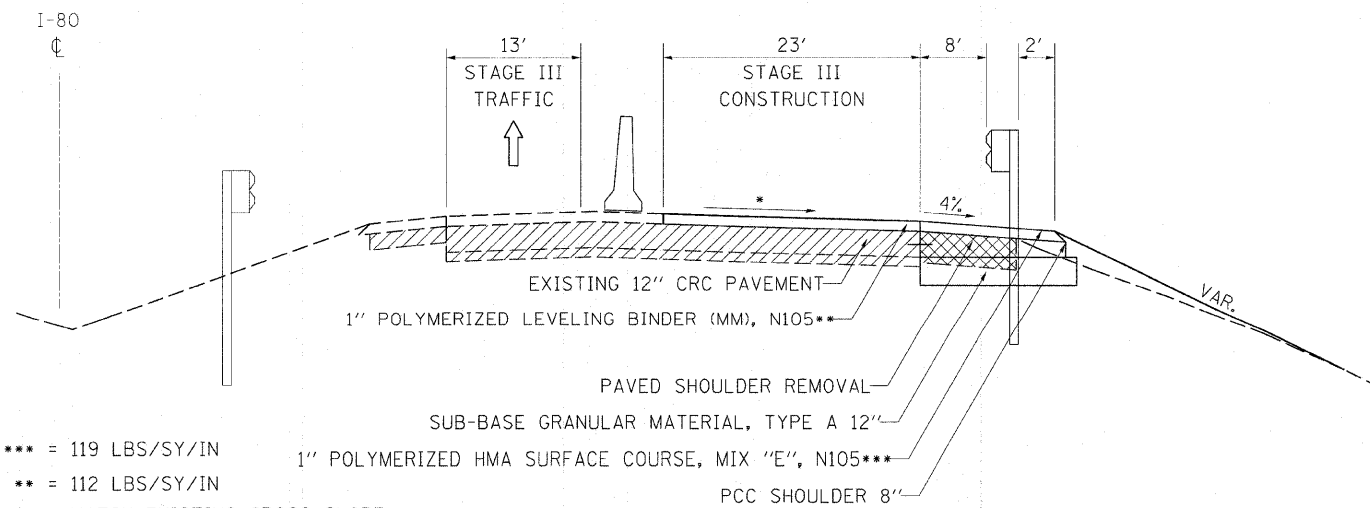


EB
RT STA 215+24.34 – RT STA 216+26.12

WB
LT STA 219+43.38 – LT STA 220+51.90

EB
RT STA 219+66.33 – RT STA 222+45.35

WB
LT STA 213+24.19 – LT STA 215+96.16



- *** = 119 LBS/SY/IN
- ** = 112 LBS/SY/IN
- * = MATCH EXISTING CROSS SLOPE

FILE NAME =	USER NAME = jordanhd	DESIGNED -	REVISED -	STATE OF ILLINOIS DEPARTMENT OF TRANSPORTATION	I-80 STAGING TYPICALS	F.A.I. RTE.	SECTION	COUNTY	TOTAL SHEETS	SHEET NO.		
C:\Projects\p200407\d00407typ.dgn	DRAWN -	REVISED -	SCALE: _____			SHEET NO. _____ OF _____ SHEETS	STA. _____ TO STA. _____	80	81-IHBY-D	ROCK ISLAND	120	14
PLOT SCALE = 50.0000' / IN.	CHECKED -	REVISED -				CONTRACT NO. 64C74						
PLOT DATE = Thu Feb 28 13:35:27 2008	DATE -	REVISED -				FED. ROAD DIST. NO. _____ ILLINOIS FED. AID PROJECT						