CONTRACT NO. 66399

ROUTE NO.	SECTION	COUNTY	TOTAL SHEETS	SHEET NO.
FAU 2503	(35)BR-2	KENDALL	129	56
FED. ROAD DIST. NO. 5		ILLINOIS	FED. AID PROJECT-	

STATE OF ILLINOIS
DEPARTMENT OF TRANSPORTATION

ROUTE NO.	SECTION	COUNTY	TOTAL SHEETS	SHEET NO.
S.B.I.R. F.A.I. 136	(2)BR-3R	KENDALL	40	21
FED. ROAD DIST. NO. 7	ILLINOIS	FED. AID PROJECT-		

SHEET NO. 7
9 SHEETS

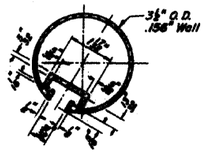

SECTION THRU TOP RAIL

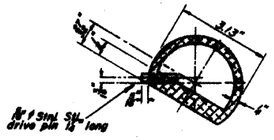

SECTION THRU SPLICE
TOP RAIL

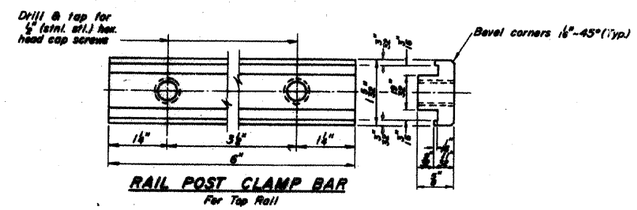

RAIL POST CLAMP BAR
For Top Rail

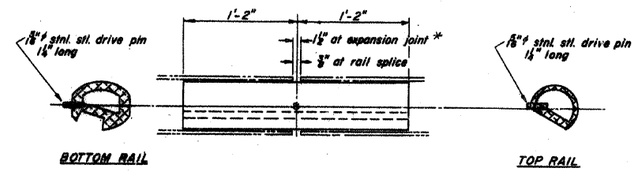

BOTTOM RAIL

RAIL SPLICE
*At South Abut. East rail only.

TOP RAIL

NOTES:

All Posts shall be normal to parapet.

All Aluminum Alloy Extruded Rail shall be supplied in modular lengths of 30 feet, except at the end of bridge or over open joints in bridge deck where the rail shall be attached to a minimum of 2 posts. If the rail is on a horizontal curve of 2300 feet radius or less, the modular lengths may be reduced but shall be attached to a minimum of 2 posts.

All joints in rail shall be spliced per detail.

Provide 1-⅛" and 2-1/16" Aluminum Shims for 25% of the Posts. Rail elements shall be parallel to Grade - high spots shall be ground and low spots shimmed.

Railing shall be in accordance with Section 508 of the Standard Specifications, except as noted, and shall be paid for at the contract unit price per lineal foot for ALUMINUM RAILING, TYPE L.

Aluminum alloy rail shall conform to ASTM B 221 alloy 6061-T6 or 6351-T5 with min. yield 35 ksi, min. tensile 38 ksi, and elongation of 10% in 2 inches.

Stainless steel machine bolts or cap screws shall be in accordance with Article 710.37 (a) of the Standard Specifications except Grade B8 or B8M may be furnished.

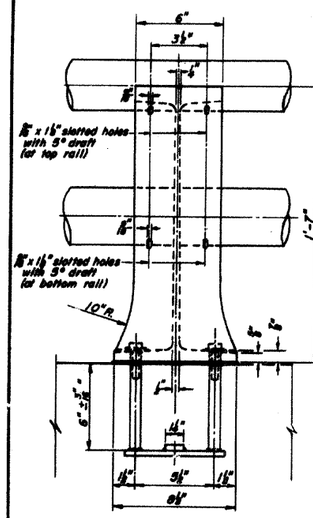

VIEW B-B

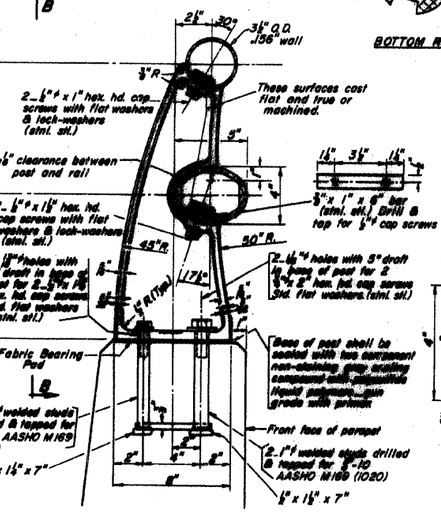

SECTION A-A

RAIL POST DETAILS

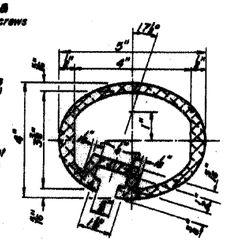

SEC. THRU ELLIPTICAL RAIL SECTION

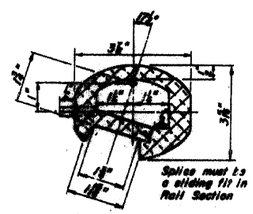

SEC. THRU SPLICE

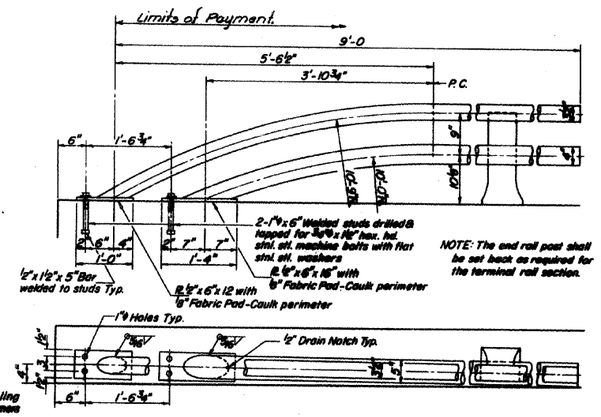

NOTE: The end rail post shall be set back as required for the terminal rail section.

RAIL TERMINAL SECTION

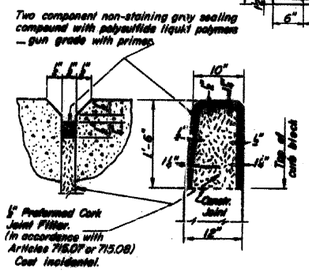

PARAPET JOINT DETAIL

BILL of MATERIALS

Item	Unit	Quantity
ALUMINUM RAILING, TYPE L	Lin. Ft.	137

TYPE L
ALUMINUM RAILING
F.A.I. 136 (2)BR-3R
KENDALL COUNTY
STA. 12+87

DESIGNED J. J. Edwards
CHECKED John Schneller
DRAWN J. SCHNELLER
CHECKED J.S.

EXAMINED March 21 1978
PASSED
APPROVED
BUREAU OF BRIDGES
DIRECTOR OF HIGHWAYS

R-20 4-15-73

HAMPTON, LENZINI & RENWICK, INC.
CIVIL & STRUCTURAL ENGINEERS
3085 STEVENSON DRIVE, SUITE 201
SPRINGFIELD, ILLINOIS 62703
(217) 546-3400
ELGIN • SPRINGFIELD

PROJECT NUMBER: 12-06-0029-i		DATE: 12/13/07
DESIGNED:	CHECKED:	DRAWN:

EXISTING BRIDGE PLANS
SECTION (35) BR-2
IL 25 OVER WAUBONSEE CREEK
KENDALL COUNTY

06029-sht-bridge plans.dgn 1/24/2008 8:35:48 AM