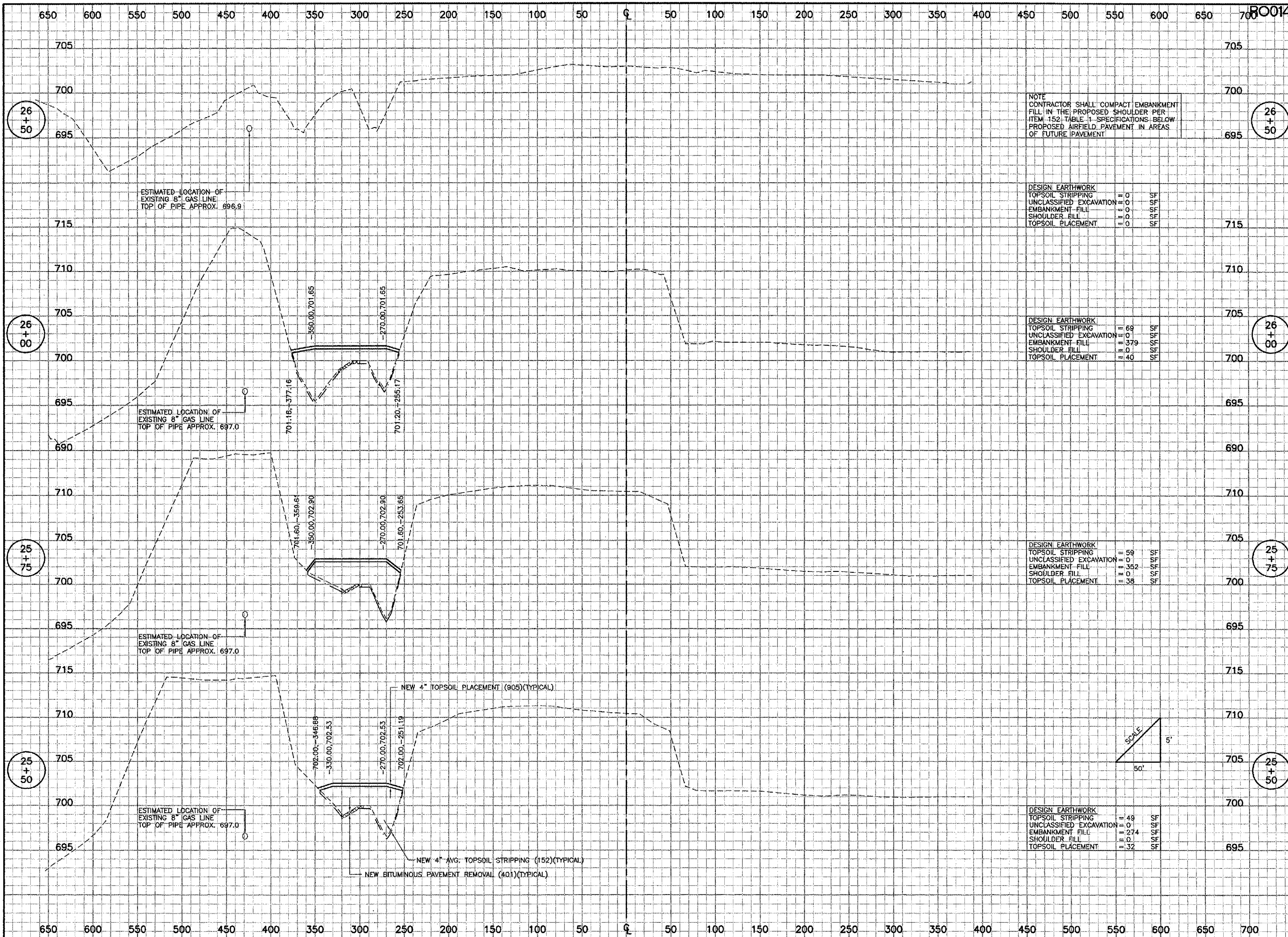
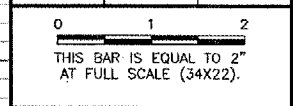


REVISIONS		
NUMBER	BY	DATE



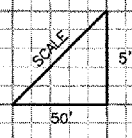
NOTE
 CONTRACTOR SHALL COMPACT EMBANKMENT
 FILL IN THE PROPOSED SHOULDER PER
 ITEM 152 TABLE 1 SPECIFICATIONS BELOW
 PROPOSED AIRFIELD PAVEMENT IN AREAS
 OF FUTURE PAVEMENT

DESIGN EARTHWORK		
TOPSOIL STRIPPING	= 0	SF
UNCLASSIFIED EXCAVATION	= 0	SF
EMBANKMENT FILL	= 0	SF
SHOULDER FILL	= 0	SF
TOPSOIL PLACEMENT	= 0	SF

DESIGN EARTHWORK		
TOPSOIL STRIPPING	= 69	SF
UNCLASSIFIED EXCAVATION	= 0	SF
EMBANKMENT FILL	= 379	SF
SHOULDER FILL	= 0	SF
TOPSOIL PLACEMENT	= 40	SF

DESIGN EARTHWORK		
TOPSOIL STRIPPING	= 59	SF
UNCLASSIFIED EXCAVATION	= 0	SF
EMBANKMENT FILL	= 352	SF
SHOULDER FILL	= 0	SF
TOPSOIL PLACEMENT	= 38	SF

DESIGN EARTHWORK		
TOPSOIL STRIPPING	= 49	SF
UNCLASSIFIED EXCAVATION	= 0	SF
EMBANKMENT FILL	= 274	SF
SHOULDER FILL	= 0	SF
TOPSOIL PLACEMENT	= 32	SF



CHICAGO ROCKFORD INTERNATIONAL AIRPORT
 ROCKFORD, ILLINOIS

CROSS SECTIONS - SHEET 11

© Copyright CMT, Inc.
CMT
 CRAWFORD, MURPHY & TILLY, INC.
 CONSULTING ENGINEERS
 License No. 184-000613

Chicago
 Rockford
 International
 Airport

DESIGN BY:	ARM
DRAWN BY:	ARM
CHECKED BY:	ARM
APPROVED BY:	
DATE:	02/29/08
JOB No:	07258-06
ILLINOIS PROJECT:	RFD-3787
A.I.P. PROJECT:	3-17-0088-XX
FINAL SUBMITTAL	
SHEET 64 OF 83 SHEETS	