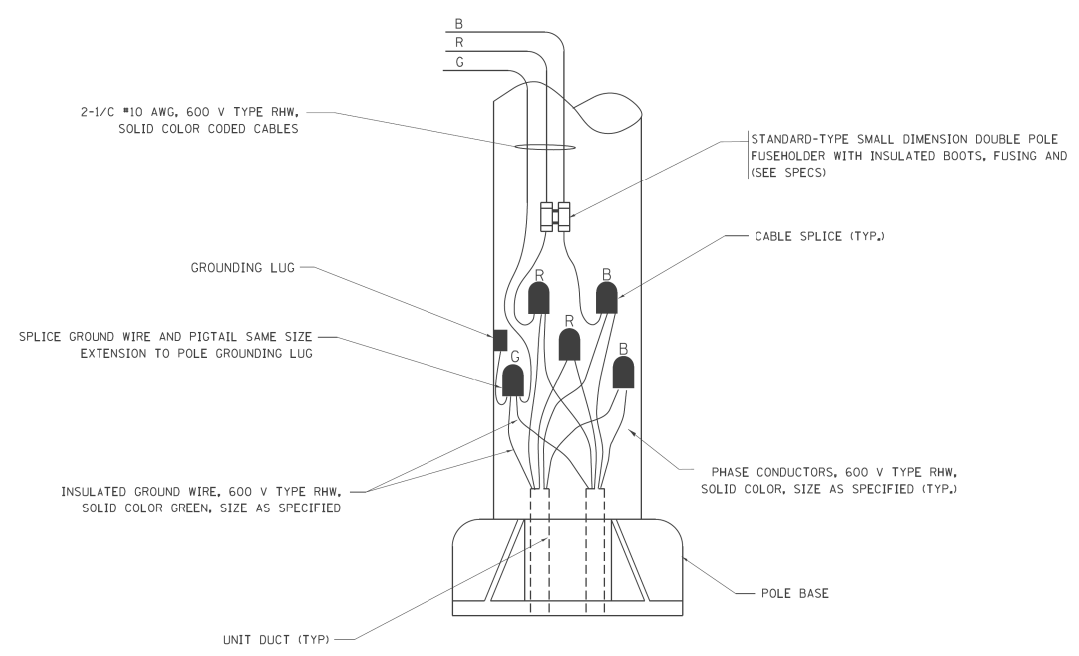
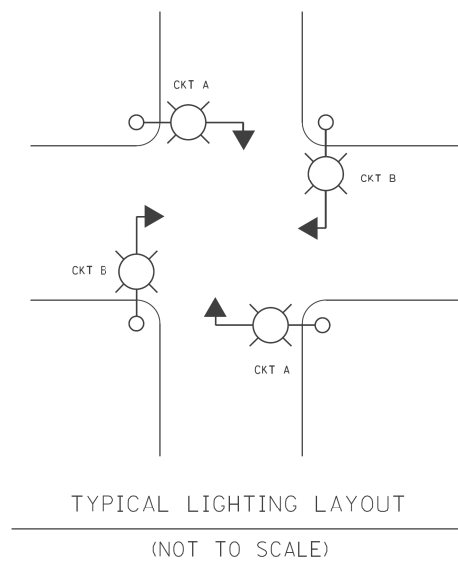


PANEL EQUIPMENT

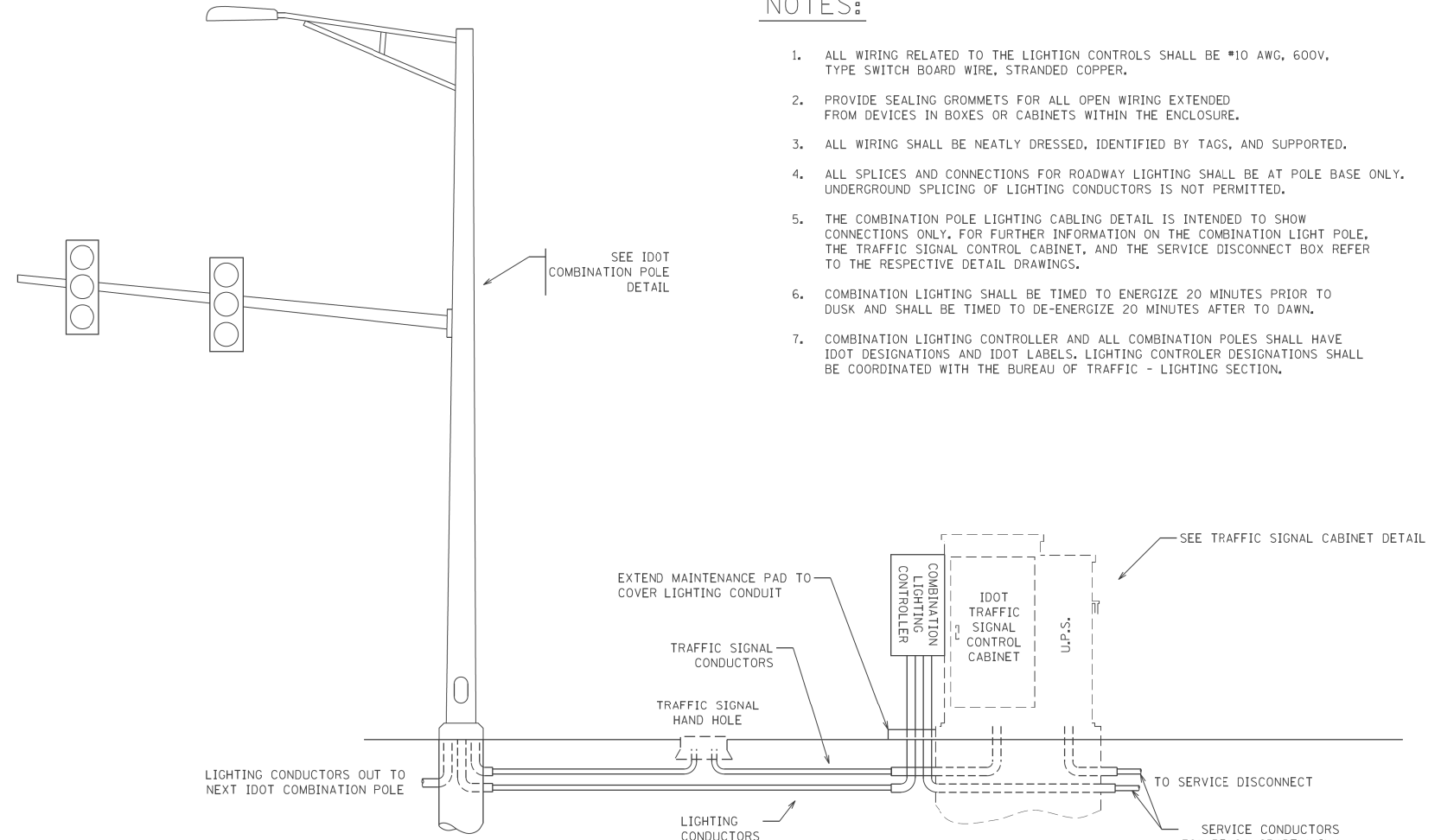
BILL OF MATERIALS		
ITEM	QUANTITY	DESCRIPTION
A	1	CIRCUIT BREAKER, THERMAL MAGNETIC MOLDED CASE, 2 POLE, 240 VOLT 100 AMP FRAME, 30 AMP TRIP, INTERRUPTING RATING 22K RMS SYMETRICALL AMP
B	1	REMOTE CONTROL SWITCH, ELECTRICALLY OPERATED, MECHANICALLY HELD, 2 POLE, SINGLE THROW, 30 AMP., 600 VOLTS CONTROL CIRCUIT 120 VOLT.
C	2	CIRCUIT BREAKERS, 2 POLE, 100 AMP. FRAME 20 AMP. NON-INTERCHANGABLE TRIP INTERRUPTING RATING NEMA 10,000 AMP AT 240 V.
D	1	CONTROL CIRCUIT-CIRCUIT BREAKER, 1 POLE, 100 AMP FRAME, 15 AMP NON-INTERCHANGABLE TRIP, INTERRUPTING RATING 22K RMS SYMETRICAL AMP AT 240V.
E	1	ASTRONMIC MICROPROCESSOR-BASED 2-CHANNEL CONTROLLER [TIME SWITCH]
F	1	H-O-A SWITCH
G	1	COPPER GROUND BUS 1/4" (6.35) X 1" (25.4) X 12" (304.8 mm) LONG MOUNTED ON PANEL WITH LUGS AND 4 SPARE LUGS
H	1	COPPER NEUTRAL BUS 1/4" (6.35) X 1" (25.4) X 12" (304.8 mm) LONG MOUNTED ON PANEL WITH LUGS AND 4 SPARE LUGS
I	1	RELAY, 2 POLE, SINGLE THROW, 120 VOLT COIL, CURRENT RATING TO BE COORDINATED WITH CONTACTOR
J	2	TERMINAL BLOCK



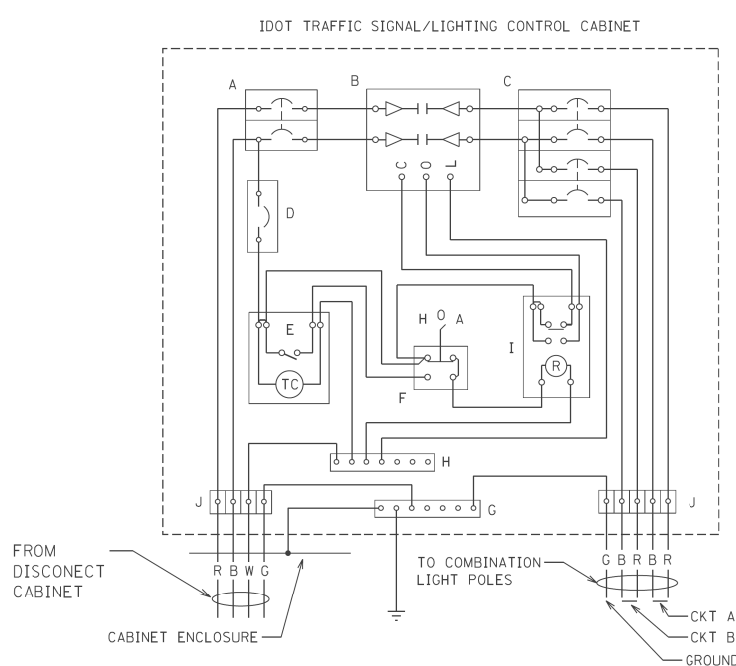
POLE WIRING DETAIL
(NOT TO SCALE)

NOTES:

1. ALL WIRING RELATED TO THE LIGHTING CONTROLS SHALL BE #10 AWG, 600V, TYPE SWITCH BOARD WIRE, STRANDED COPPER.
2. PROVIDE SEALING GROMMETS FOR ALL OPEN WIRING EXTENDED FROM DEVICES IN BOXES OR CABINETS WITHIN THE ENCLOSURE.
3. ALL WIRING SHALL BE NEATLY DRESSED, IDENTIFIED BY TAGS, AND SUPPORTED.
4. ALL SPLICES AND CONNECTIONS FOR ROADWAY LIGHTING SHALL BE AT POLE BASE ONLY. UNDERGROUND SPLICING OF LIGHTING CONDUCTORS IS NOT PERMITTED.
5. THE COMBINATION POLE LIGHTING CABLING DETAIL IS INTENDED TO SHOW CONNECTIONS ONLY. FOR FURTHER INFORMATION ON THE COMBINATION LIGHT POLE, THE TRAFFIC SIGNAL CONTROL CABINET, AND THE SERVICE DISCONNECT BOX REFER TO THE RESPECTIVE DETAIL DRAWINGS.
6. COMBINATION LIGHTING SHALL BE TIMED TO ENERGIZE 20 MINUTES PRIOR TO DUSK AND SHALL BE TIMED TO DE-ENERGIZE 20 MINUTES AFTER TO DAWN.
7. COMBINATION LIGHTING CONTROLLER AND ALL COMBINATION POLES SHALL HAVE IDOT DESIGNATIONS AND IDOT LABELS. LIGHTING CONTROLLER DESIGNATIONS SHALL BE COORDINATED WITH THE BUREAU OF TRAFFIC - LIGHTING SECTION.



COMBINATION POLE LIGHTING CABLING - TYPICAL
(NOT TO SCALE)



COMBINATION LIGHTING CONTROLLER WIRING DIAGRAM
(NOT TO SCALE)