

RESTORATION OF WORK AREA, RESTORATION OF THE TRAFFIC SIGNAL WORK AREA SHALL BE INCIDENTAL TO THE RELATED PAY ITEM SUCH AS FOUNDATION, CONDUIT, HANDHOLE, TRENCH AND BACKFILL, ETC., AND NO EXTRA COMPENSATION SHALL BE ALLOWED. ALL ROADWAY SURFACES SUCH AS SHOULDERS, MEDIANS, SIDEWALKS, PAVEMENT, ETC. SHALL BE REPLACED IN KIND. ALL DAMAGE TO MOWED LAWNS SHALL BE REPLACED WITH AN APPROVED SOD, AND ALL DAMAGE TO UNMOWED FIELDS SHALL BE SEED IN ACCORDANCE WITH STANDARD SPECIFICATIONS 252 AND 250 RESPECTIVELY.

NOTE:
THE TEMPORARY TRAFFIC SIGNAL CONTROLLER EQUIPMENT FOR THIS PROJECT SHALL BE "ECONOLITE" TO MATCH THE EXISTING ADJACENT SYSTEM.



R10-5
24" X 30" (TYP)
SIGN PANEL TYPE 1
2 REQUIRED

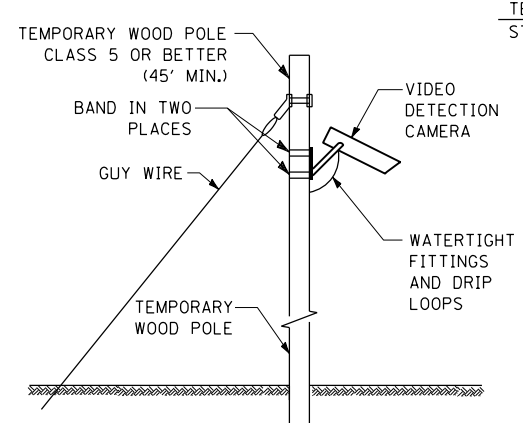
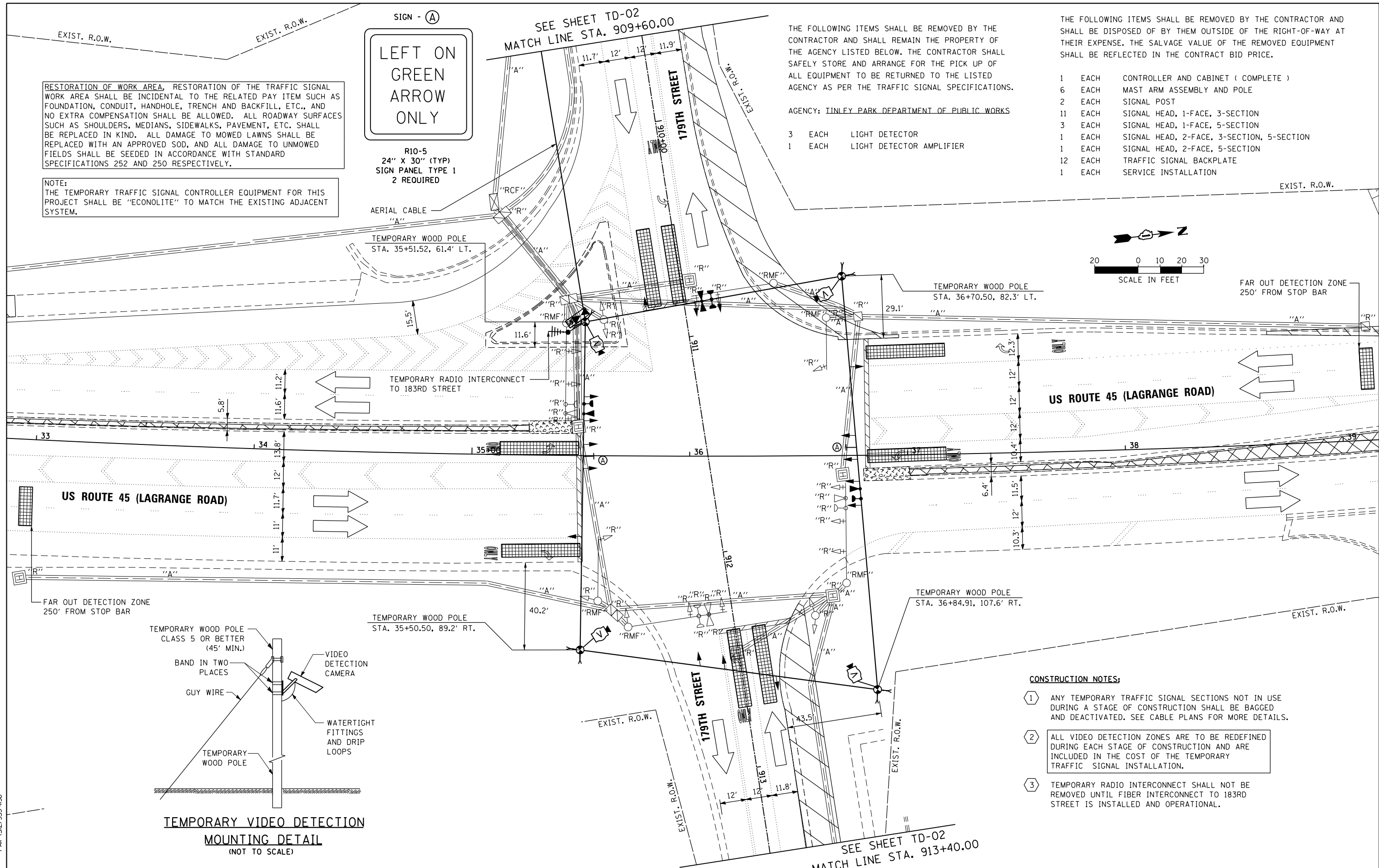
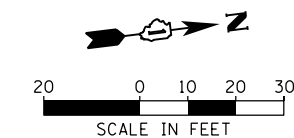
THE FOLLOWING ITEMS SHALL BE REMOVED BY THE CONTRACTOR AND SHALL REMAIN THE PROPERTY OF THE AGENCY LISTED BELOW. THE CONTRACTOR SHALL SAFELY STORE AND ARRANGE FOR THE PICK UP OF ALL EQUIPMENT TO BE RETURNED TO THE LISTED AGENCY AS PER THE TRAFFIC SIGNAL SPECIFICATIONS.

AGENCY: TINLEY PARK DEPARTMENT OF PUBLIC WORKS

- 3 EACH LIGHT DETECTOR
- 1 EACH LIGHT DETECTOR AMPLIFIER

THE FOLLOWING ITEMS SHALL BE REMOVED BY THE CONTRACTOR AND SHALL BE DISPOSED OF BY THEM OUTSIDE OF THE RIGHT-OF-WAY AT THEIR EXPENSE. THE SALVAGE VALUE OF THE REMOVED EQUIPMENT SHALL BE REFLECTED IN THE CONTRACT BID PRICE.

- 1 EACH CONTROLLER AND CABINET (COMPLETE)
- 6 EACH MAST ARM ASSEMBLY AND POLE
- 2 EACH SIGNAL POST
- 11 EACH SIGNAL HEAD, 1-FACE, 3-SECTION
- 3 EACH SIGNAL HEAD, 1-FACE, 5-SECTION
- 1 EACH SIGNAL HEAD, 2-FACE, 3-SECTION, 5-SECTION
- 1 EACH SIGNAL HEAD, 2-FACE, 3-SECTION
- 12 EACH TRAFFIC SIGNAL BACKPLATE
- 1 EACH SERVICE INSTALLATION



- CONSTRUCTION NOTES:**
- 1 ANY TEMPORARY TRAFFIC SIGNAL SECTIONS NOT IN USE DURING A STAGE OF CONSTRUCTION SHALL BE BAGGED AND DEACTIVATED. SEE CABLE PLANS FOR MORE DETAILS.
 - 2 ALL VIDEO DETECTION ZONES ARE TO BE REDEFINED DURING EACH STAGE OF CONSTRUCTION AND ARE INCLUDED IN THE COST OF THE TEMPORARY TRAFFIC SIGNAL INSTALLATION.
 - 3 TEMPORARY RADIO INTERCONNECT SHALL NOT BE REMOVED UNTIL FIBER INTERCONNECT TO 183RD STREET IS INSTALLED AND OPERATIONAL.

URS
100 S. WACKER DR.
SUITE 600
CHICAGO, IL 60606
TEL (312) 939-1000
FAX (312) 939-4998

FILE NAME = D160F05-SHT-TD01.dgn	USER NAME = Frank.Stallone	DESIGNED - MRF	REVISED -
		DRAWN - MRF	REVISED -
		CHECKED - MJL	REVISED -
SHT.PLAN	PLOT DATE = 3/14/2013	DATE - 03/13/13	REVISED -

STATE OF ILLINOIS
DEPARTMENT OF TRANSPORTATION

TEMPORARY TRAFFIC SIGNAL INSTALLATION AND REMOVE EXISTING TRAFFIC SIGNAL EQUIPMENT PLAN - PRE-STAGE
US 45 (LAGRANGE ROAD) AND 179TH STREET
SCALE: 1"=20' SHEET 1 OF 7 SHEETS STA. TO STA.

F.A.P. RTE.	SECTION	COUNTY	TOTAL SHEETS	SHEET NO.
330	103R-3	COOK	932	460
TD-01		CONTRACT NO. 60F05		
ILLINOIS FED. AID PROJECT				